




FIFTEENTH CONGRESS OF THE )  
REPUBLIC OF THE PHILIPPINES )  
First Regular Session )

NOV 22 P 6:19

# SENATE

RECEIVED BY: 

Committee Report No. 11

Submitted by the Committee on Finance on NOV 22 2010

**RE : House Bill No. 3101**

*Recommending its approval with amendments*

*Sponsors:* Sen. Franklin M. Drilon, Sen. Edgardo J. Angara, Sen. Ralph G. Recto  
and all members of the Senate Committee on Finance

*Mr. President:*

*The Committee on Finance to which was referred **House Bill No. 3101** entitled:*

**“AN ACT  
APPROPRIATING FUNDS FOR THE OPERATION OF THE  
GOVERNMENT OF THE REPUBLIC OF THE PHILIPPINES FROM  
JANUARY ONE TO DECEMBER THIRTY-ONE, TWO THOUSAND  
AND ELEVEN, AND FOR OTHER PURPOSES”**

*has considered the same and has the honor to report it back to the Senate with the recommendation that the amendments as shown in **Annex “A”**, summarized hereunder:*

Particulars	House Bill No. 3101 (FY 2011 GAB)	Senate Amendment/s		Senate Recommendation
		Increase	(Decrease)	
Programmed	P 933,479,272,000	P 4,487,253,000	(4,487,253,000)	P 933,479,272,000
Unprogrammed	66,908,492,000	10,350,000,000	(10,350,000,000)	66,908,492,000
<b>Total</b>	<b>P 1,000,387,764,000</b>	<b>P 14,837,253,000</b>	<b>(14,837,253,000)</b>	<b>P 1,000,387,764,000</b>

*and the amendments on the Special and General Provisions as included in **Annex “B”** be adopted.*

*The Committee, pursuant to Section 13, Chapter III of R.A. 7638, has also the honor to recommend the approval with amendments of the budget of the energy corporations under Section 2 of H.B. No. 3101, summarized as follows:*


Agency/Corporation	House Bill No. 3101	Senate Amendment/s	Senate Recommendation
National Electrification Administration	P 5,128,175,000	P	P 5,128,175,000
National Power Corporation	7,575,184,000		7,575,184,000
Philippine National Oil Company	6,222,441,000	(4,000,000,000)	2,222,441,000
<b>Total</b>	<b>P 18,925,800,000</b>	<b>P (4,000,000,000)</b>	<b>P 14,925,800,000</b>

Respectfully submitted,

  
**SENATOR FRANKLIN M. DRILON**  
Chairperson, Committee on Finance

**VICE-CHAIRPERSONS**

  
SENATOR EDGARDO J. ANGARA


  
SENATOR RALPH G. RECTO

**MEMBERS**

SEN. MIRIAM DEFENSOR-SANTIAGO

  
SEN. FRANCIS "Chiz" G. ESCUDERO

  
SEN. TEOFISTO L. GUINGONA III

  
SEN. GREGORIO B. HONASAN II

SEN. MANUEL "Lito" M. LAPID

  
SEN. LOREN B. LEGARDA

  
SEN. FERDINAND R. MARCOS, Jr.

  
SEN. SERGIO R. OSMEÑA III

SEN. FRANCIS N. PANGILINAN

SEN. RAMON "Bong" REVILLA, Jr.

  
SEN. MANNY VILLAR

  
SEN. JUAN MIGUEL F. ZUBIRI

SEN. JOKER P. ARROYO

SEN. PIA S. CAYETANO

will interpellate  
Senate

EX-OFFICIO MEMBERS



---

SEN. JINGGOY EJERCITO ESTRADA  
*President Pro-Tempore*



---

SEN. VICENTE C. SOTTO III  
*Majority Leader*

---

SEN. ALAN PETER S. CAYETANO  
*Minority Leader*

---

HON. JUAN PONCE ENRILE  
*Senate President*  
*Senate of the Philippines, Pasay City*

**SUMMARY OF AMENDMENTS ON H.B. No. 3101 (FY 2011 General Appropriations Bill)**

By Department/Agency/Corporation/Fund  
(In thousand pesos)

DEPARTMENT/AGENCY/FUND	FY 2011 General Appropriations Bill (GAB) H.B. 3101	FY 2011 GAB Senate Recommendation	Net Change
<b>DEPARTMENTS</b>	<b>766,896,284</b>	<b>766,625,584</b>	<b>(270,700)</b>
<b>I. CONGRESS OF THE PHILIPPINES</b>	<b>7,556,338</b>	<b>7,556,338</b>	<b>0</b>
A. Senate	2,275,077	2,275,077	0
A.1. Senate Electoral Tribunal	95,730	95,730	0
B. Commission on Appointments	386,341	386,341	0
C. House of Representatives	4,687,094	4,687,094	0
C.1. House Electoral Tribunal	112,096	112,096	0
<b>II. OFFICE OF THE PRESIDENT</b>	<b>4,025,507</b>	<b>4,025,507</b>	<b>0</b>
A. The President's Offices	4,025,507	4,025,507	0
<b>III. OFFICE OF THE VICE PRESIDENT</b>	<b>177,107</b>	<b>193,610</b>	<b>16,503</b>
<b>IV. DEPARTMENT OF AGRARIAN REFORM</b>	<b>16,365,513</b>	<b>17,344,063</b>	<b>978,550</b>
A. Office of the Secretary	16,365,513	17,344,063	978,550
<b>V. DEPARTMENT OF AGRICULTURE</b>	<b>34,757,973</b>	<b>34,802,973</b>	<b>45,000</b>
A. Office of the Secretary	30,405,017	30,425,017	20,000
B. Agricultural Credit Policy Council	24,364	24,364	0
C. Bureau of Fisheries and Aquatic Resources	2,335,305	2,360,305	25,000
D. Cotton Development Administration	54,073	54,073	0
E. Fertilizer and Pesticide Authority	47,252	47,252	0
F. Fiber Industry Development Authority	202,449	202,449	0
G. Livestock Development Council	16,989	16,989	0
H. National Agricultural and Fishery Council	742,605	742,605	0
I. National Meat Inspection Service	231,704	231,704	0
J. Philippine Carabao Center	599,999	599,999	0
K. Philippine Center for Postharvest Development and Mechanization	98,216	98,216	0
<b>VI. DEPARTMENT OF BUDGET AND MANAGEMENT</b>	<b>753,279</b>	<b>753,279</b>	<b>0</b>
A. Office of the Secretary	729,702	729,702	0
B. Government Procurement Policy Board - Technical Support Office	23,577	23,577	0
<b>VII. DEPARTMENT OF EDUCATION</b>	<b>192,312,856</b>	<b>192,432,856</b>	<b>120,000</b>
A. Office of the Secretary	192,087,002	192,187,002	100,000
B. National Book Development Board	21,032	21,032	0
C. National Council for Children's Television	6,200	26,200	20,000
D. National Museum	143,285	143,285	0
E. Philippine High School for the Arts	55,337	55,337	0
<b>VIII. STATE UNIVERSITIES AND COLLEGES</b>	<b>21,724,755</b>	<b>22,017,755</b>	<b>293,000</b>
<b>A. NATIONAL CAPITAL REGION</b>	<b>7,288,919</b>	<b>7,348,919</b>	<b>60,000</b>
A.1 Eulogio "Amang" Rodriguez Institute of Science and Technology	123,944	123,944	0
A.2 Marikina Polytechnic College	60,160	60,160	0
A.3 Philippine Normal University	295,880	315,880	20,000
A.4 Philippine State College of Aeronautics	61,844	61,844	0
A.5 Polytechnic University of the Philippines	672,652	672,652	0
A.6 Rizal Technological University	158,212	178,212	20,000
A.7 Technological University of the Philippines	390,383	390,383	0
A.8 University of the Philippines System	5,525,844	5,545,844	20,000

**SUMMARY OF AMENDMENTS ON H.B. No. 3101 (FY 2011 General Appropriations Bill)**By Department/Agency/Corporation/Fund  
(In thousand pesos)

DEPARTMENT/AGENCY/FUND	FY 2011 General Appropriations Bill (GAB) H.B. 3101	FY 2011 GAB Senate Recommendation	Net Change
<b>B. REGION I - ILOCOS</b>	<b>1,251,326</b>	<b>1,281,326</b>	<b>30,000</b>
B.1 Don Mariano Marcos Memorial State University	413,392	423,392	10,000
B.2 Ilocos Sur Polytechnic State College	95,914	95,914	0
B.3 Mariano Marcos State University	310,049	320,049	10,000
B.4 North Luzon Philippine State College	17,502	17,502	0
B.4 Pangasinan State University	226,318	236,318	10,000
B.5 University of Northern Philippines	188,151	188,151	0
<b>C. CORDILLERA ADMINISTRATIVE REGION</b>	<b>575,455</b>	<b>593,455</b>	<b>18,000</b>
C.1 Abra State Institute of Science and Technology	73,296	76,296	3,000
C.2 Apayao State College	35,387	38,387	3,000
C.3 Benguet State University	240,972	243,972	3,000
C.4 Ifugao State University (ISCAF)	93,242	96,242	3,000
C.5 Kalinga-Apayao State College	61,968	64,968	3,000
C.6 Mountain Province State Polytechnic College	70,590	73,590	3,000
<b>D. REGION II - CAGAYAN VALLEY</b>	<b>893,407</b>	<b>901,407</b>	<b>8,000</b>
D.1 Batanes State College	16,712	16,712	0
D.2 Cagayan State University	293,472	293,472	0
D.3 Isabela State University	371,473	371,473	0
D.4 Nueva Vizcaya State University	180,585	185,585	5,000
D.5 Quirino State College	31,165	34,165	3,000
<b>E. REGION III - CENTRAL LUZON</b>	<b>1,428,553</b>	<b>1,468,553</b>	<b>40,000</b>
E.1 Aurora State College of Technology	32,607	37,607	5,000
E.2 Bataan Peninsula State University	137,551	142,551	5,000
E.3 Bulacan Agricultural State College	41,169	41,169	0
E.4 Bulacan State University	192,070	197,070	5,000
E.5 Central Luzon State University	270,450	280,450	10,000
E.6 Don Honorio Ventura Technological State University	91,749	91,749	0
E.7 Nueva Ecija University of Science and Technology	176,192	181,192	5,000
E.8 Pampanga Agricultural College	86,702	86,702	0
E.9 Philippine Merchant Marine Academy	91,525	91,525	0
E.10 Ramon Magsaysay Technological University	91,810	96,810	5,000
E.11 Tarlac College of Agriculture	91,521	96,521	5,000
E.12 Tarlac State University	125,207	125,207	0
<b>F. REGION IV - SOUTHERN TAGALOG AND PALAWAN</b>	<b>1,495,799</b>	<b>1,515,799</b>	<b>20,000</b>
Region VI-A (CALABARZON)	923,243	943,243	20,000
F.1 Batangas State University	210,775	215,775	5,000
F.2 Cavite State University	194,212	199,212	5,000
F.3 Laguna State Polytechnic University	157,645	162,645	5,000
F.4 Southern Luzon State University	138,074	143,074	5,000
F.5 University of Rizal System	222,537	222,537	0
Region IV-B (MIMAROPA)	572,556	572,556	0
F.6 Marinduque State College	56,995	56,995	0
F.7 Mindoro State College of Agriculture and Technology	67,685	67,685	0
F.8 Occidental Mindoro National College	90,504	90,504	0
F.9 Palawan State University	163,722	163,722	0
F.10 Romblon State University	93,991	93,991	0
F.11 Western Philippines University	99,659	99,659	0

**SUMMARY OF AMENDMENTS ON H.B. No. 3101 (FY 2011 General Appropriations Bill)**

By Department/Agency/Corporation/Fund  
(In thousand pesos)

DEPARTMENT/AGENCY/FUND	FY 2011 General Appropriations Bill (GAB) H.B. 3101	FY 2011 GAB Senate Recommendation	Net Change
<b>G. REGION V - BICOL</b>	<b>1,138,428</b>	<b>1,148,428</b>	<b>10,000</b>
G.1 Bicol University	383,051	393,051	10,000
G.2 Camarines Norte State College	109,892	109,892	0
G.3 Camarines Sur Polytechnic Colleges	95,796	95,796	0
G.4 Catanduanes State College	160,423	160,423	0
G.5 Central Bicol State University of Agriculture (CSSAC)	167,207	167,207	0
G.6 Dr. Emilio B Espinosa Sr. Memorial State College of and Technology	35,537	35,537	0
G.7 Partido State University	91,455	91,455	0
G.8 Sorsogon State College	95,067	95,067	0
<b>H. REGION VI - WESTERN VISAYAS</b>	<b>1,479,329</b>	<b>1,532,329</b>	<b>53,000</b>
H.1 Aklan State University	151,315	161,315	10,000
H.2 Capiz State University	227,293	232,293	5,000
H.3 Carlos C. Hilado Memorial State College	105,031	108,031	3,000
H.4 Guimaras State College	24,804	27,804	3,000
H.5 Iloilo State College of Fisheries	125,893	128,893	3,000
H.6 Negros State College of Agriculture	37,099	40,099	3,000
H.7 Northern Iloilo Polytechnic State College	162,488	167,488	5,000
H.8 Northern Negros State College of Science and Technology	23,750	26,750	3,000
H.9 University of Antique (PSCA)	90,070	93,070	3,000
H.10 Western Visayas College of Science and Technology	180,732	185,732	5,000
H.11 West Visayas State University	350,854	360,854	10,000
<b>I. REGION VII - CENTRAL VISAYAS</b>	<b>653,574</b>	<b>658,574</b>	<b>5,000</b>
I.1 Bohol Island State University (CVSCAFT)	121,498	121,498	0
I.2 Cebu Normal University	99,540	104,540	5,000
I.3 Cebu Technological University (CSCST)	246,955	246,955	0
I.4 Negros Oriental State University	156,795	156,795	0
I.5 Siquijor State College	28,786	28,786	0
<b>J. REGION VIII - EASTERN VISAYAS</b>	<b>1,321,125</b>	<b>1,334,125</b>	<b>13,000</b>
J.1 Eastern Samar State University	157,310	157,310	0
J.2 Eastern Visayas State University	176,595	176,595	0
J.3 Leyte Normal University	89,734	94,734	5,000
J.4 Naval State University	69,970	69,970	0
J.5 Northwest Samar State University (TTMIST and SSCAF)	72,247	72,247	0
J.6 Palompon Institute of Technology	74,046	74,046	0
J.7 Samar State University	98,375	98,375	0
J.8 Southern Leyte State University	117,259	120,259	3,000
J.9 University of Eastern Philippines	198,927	198,927	0
J.10 Visayas State University	266,662	271,662	5,000
<b>K. REGION IX - ZAMBOANGA PENINSULA</b>	<b>562,309</b>	<b>562,309</b>	<b>0</b>
K.1 J.H. Cerilles State College	56,733	56,733	0
K.2 Jose Rizal Memorial State University (JRMSC)	131,495	131,495	0
K.3 Western Mindanao State University	244,224	244,224	0
K.4 Zamboanga City State Polytechnic College	55,650	55,650	0
K.5 Zamboanga State College of Marine Sciences and Technology	74,207	74,207	0
<b>L. REGION X - NORTHERN MINDANAO</b>	<b>893,124</b>	<b>908,124</b>	<b>15,000</b>
L.1 Bukidnon State College	78,637	78,637	0
L.2 Camiguin Polytechnic State College	25,990	25,990	0
L.3 Central Mindanao University	243,950	248,950	5,000

**SUMMARY OF AMENDMENTS ON H.B. No. 3101 (FY 2011 General Appropriations Bill)**

By Department/Agency/Corporation/Fund  
(In thousand pesos)

DEPARTMENT/AGENCY/FUND	FY 2011 General Appropriations Bill (GAB) H.B. 3101	FY 2011 GAB Senate Recommendation	Net Change
L.4 Mindanao University of Science and Technology	105,891	105,891	0
L.5 MSU-Iligan Institute of Technology	393,314	403,314	10,000
L.6 Misamis Oriental State College of Agriculture and Technology	29,332	29,332	0
L.7 Northwestern Mindanao State College of Science and Technology	16,010	16,010	0
<b>M. REGION XI - DAVAO REGION</b>	<b>288,394</b>	<b>299,394</b>	<b>11,000</b>
M.1 Davao del Norte State College	34,213	36,213	2,000
M.2 Davao Oriental State College of Science and Technology	43,472	45,472	2,000
M.3 Southern Philippines Agri-Business and Marine and Aquatic School of Technology	33,515	35,515	2,000
M.4 University of Southeastern Philippines	177,194	182,194	5,000
<b>N. REGION XII - SOCCSKSARGEN</b>	<b>464,826</b>	<b>474,826</b>	<b>10,000</b>
N.1 Cotabato City State Polytechnic College	67,437	67,437	0
N.2 Cotabato Foundation College of Science and Technology	64,997	64,997	0
N.3 Sultan Kudarat State University (SKPSC)	83,398	83,398	0
N.4 University of Southern Mindanao	248,994	258,994	10,000
<b>O. CARAGA ADMINISTRATIVE REGION</b>	<b>283,324</b>	<b>283,324</b>	<b>0</b>
O.1 Agusan del Sur State College of Agriculture and Technology	26,137	26,137	0
O.2 Caraga State University (NMSIST)	69,998	69,998	0
O.3 Surigao del Sur State University (SSPSC)	100,722	100,722	0
O.4 Surigao State College of Technology	86,467	86,467	0
<b>P. AUTONOMOUS REGION IN MUSLIM MINDANO</b>	<b>1,706,863</b>	<b>1,706,863</b>	<b>0</b>
P.1 Adiong Memorial Polytechnic State College	14,380	14,380	0
P.2 Basilan State College	38,074	38,074	0
P.3 Mindanao State University	1,333,779	1,333,779	0
P.4 MSU-Tawi-Tawi College of Technology and Oceanography	242,676	242,676	0
P.5 Sulu State College	41,586	41,586	0
P.6 Tawi-Tawi Regional Agricultural College	36,368	36,368	0
<b>IX. DEPARTMENT OF ENERGY</b>	<b>930,064</b>	<b>930,064</b>	<b>0</b>
A. Office of the Secretary	930,064	930,064	0
<b>X. DEPARTMENT OF ENVIRONMENT AND NATURAL RESOURCES</b>	<b>12,276,450</b>	<b>12,281,450</b>	<b>5,000</b>
A. Office of the Secretary	8,981,769	8,986,769	5,000
B. Environment Management Bureau	699,277	699,277	0
C. Land Registration Authority	497,780	497,780	0
D. Mines and Geo-Sciences Bureau	682,092	682,092	0
E. National Commission on Indigenous Peoples	655,138	655,138	0
F. National Mapping and Resource Information Authority	668,339	668,339	0
G. National Water Resources Board	42,324	42,324	0
H. Palawan Council for Sustainable Development Staff	49,731	49,731	0
<b>XI. DEPARTMENT OF FINANCE</b>	<b>10,601,965</b>	<b>9,998,715</b>	<b>(603,250)</b>
A. Office of the Secretary	1,947,600	1,737,021	(210,579)
B. Bureau of Customs	1,766,544	1,766,544	0
C. Bureau of Internal Revenue	5,713,922	5,321,251	(392,671)
D. Bureau of Local Government Finance	179,382	179,382	0
E. Bureau of the Treasury	604,087	604,087	0
F. Central Board of Assessment Appeals	8,260	8,260	0
G. Cooperative Development Authority	257,154	257,154	0
H. Insurance Commission	58,926	58,926	0

**SUMMARY OF AMENDMENTS ON H.B. No. 3101 (FY 2011 General Appropriations Bill)**

By Department/Agency/Corporation/Fund  
(In thousand pesos)

DEPARTMENT/AGENCY/FUND	FY 2011 General Appropriations Bill (GAB) H.B. 3101	FY 2011 GAB Senate Recommendation	Net Change
I. National Tax Research Center	37,439	37,439	0
J. Privatization and Management Office	28,651	28,651	0
<b>XII. DEPARTMENT OF FOREIGN AFFAIRS</b>	<b>11,035,684</b>	<b>11,035,684</b>	<b>0</b>
A. Office of the Secretary	10,983,934	10,983,934	0
B. Foreign Service Institute	33,499	33,499	0
C. Technical Cooperation Council of the Philippines	3,244	3,244	0
D. UNESCO National Commission of the Philippines	15,007	15,007	0
<b>XIII. DEPARTMENT OF HEALTH</b>	<b>32,627,444</b>	<b>32,627,444</b>	<b>0</b>
A. Office of the Secretary	32,028,616	32,028,616	0
B. Commission on Population	290,660	290,660	0
C. National Nutrition Council	308,168	308,168	0
<b>XIV. DEPARTMENT OF THE INTERIOR AND LOCAL GOVERNMENT</b>	<b>86,913,516</b>	<b>86,913,516</b>	<b>0</b>
A. Office of the Secretary	2,575,011	2,575,011	0
B. Bureau of Fire Protection	7,261,958	7,261,958	0
C. Bureau of Jail Management and Penology	5,151,027	5,151,027	0
D. Local Government Academy	105,106	105,106	0
E. National Police Commission	1,312,184	1,312,184	0
F. Philippine National Police	69,437,190	69,437,190	0
G. Philippine Public Safety College	1,071,040	1,071,040	0
<b>XV. DEPARTMENT OF JUSTICE</b>	<b>7,152,031</b>	<b>7,152,031</b>	<b>0</b>
A. Office of the Secretary	2,318,827	2,318,827	0
B. Bureau of Corrections	1,510,626	1,510,626	0
C. Bureau of Immigration	379,325	379,325	0
D. National Bureau of Investigation	784,533	784,533	0
E. Office of the Government Corporate Counsel	65,195	65,195	0
F. Office of the Solicitor General	397,362	397,362	0
G. Parole and Probation Administration	424,101	424,101	0
H. Presidential Commission on Good Government	89,841	89,841	0
I. Public Attorney's Office	1,182,221	1,182,221	0
<b>XVI. DEPARTMENT OF LABOR AND EMPLOYMENT</b>	<b>6,390,368</b>	<b>6,390,368</b>	<b>0</b>
A. Office of the Secretary	1,941,531	1,941,531	0
B. Institute of Labor Studies	20,883	20,883	0
C. National Conciliation and Mediation Board	121,416	121,416	0
D. National Labor Relations Commission	471,391	471,391	0
E. National Maritime Polytechnic	93,261	93,261	0
F. National Wages and Productivity Commission	139,395	139,395	0
G. Philippine Overseas Employment Administration	298,280	298,280	0
H. Professional Regulation Commission	465,714	465,714	0
I. Technical Education and Skills Development Authority	2,838,497	2,838,497	0
<b>XVII. DEPARTMENT OF NATIONAL DEFENSE</b>	<b>104,504,921</b>	<b>104,504,921</b>	<b>0</b>
A. DND Proper (Office of the Secretary)	310,415	310,415	0
B. Government Arsenal	420,943	420,943	0
C. National Defense College of the Philippines	56,544	56,544	0
D. Office of the Civil Defense	90,890	90,890	0
E. Philippine Veterans Affairs Office	13,856,904	13,856,904	0
E.1 Philippine Veterans Affairs Office (Proper)	13,012,836	13,012,836	0
E.2 Military Shrine Services	23,917	23,917	0



**SUMMARY OF AMENDMENTS ON H.B. No. 3101 (FY 2011 General Appropriations Bill)**

By Department/Agency/Corporation/Fund  
(In thousand pesos)

DEPARTMENT/AGENCY/FUND	FY 2011 General Appropriations Bill (GAB) H.B. 3101	FY 2011 GAB Senate Recommendation	Net Change
E.3 Veterans Memorial Medical Center	820,151	820,151	0
F. Armed Forces of the Philippines	89,769,225	89,769,225	0
F.1 Philippine Army (Land Forces)	33,588,021	33,588,021	0
F.2 Philippine Air Force (Air Forces)	10,134,945	10,134,945	0
F.3 Philippine Navy (Maritime Forces)	11,354,372	11,354,372	0
F.4 General Headquarters (Proper)	34,691,887	34,691,887	0
<b>XVIII. DEPARTMENT OF PUBLIC WORKS AND HIGHWAYS</b>	<b>100,826,083</b>	<b>99,380,130</b>	<b>(1,445,953)</b>
A. Office of the Secretary	100,826,083	99,380,130	(1,445,953)
<b>XIX. DEPARTMENT OF SCIENCE AND TECHNOLOGY</b>	<b>5,989,859</b>	<b>6,402,059</b>	<b>412,200</b>
A. Office of the Secretary	2,264,172	2,244,172	(20,000)
B. Advanced Science and Technology Institute	53,997	53,997	0
C. Food and Nutrition Research Institute	136,827	161,827	25,000
D. Forest Products Research and Development Institute	91,446	61,446	(30,000)
E. Industrial Technology Development Institute	164,502	164,502	0
F. Metals Industry Research and Development Center	122,753	122,753	0
G. National Academy of Science and Technology	37,476	37,476	0
H. National Research Council of the Philippines	38,930	38,930	0
I. Philippine Atmospheric, Geophysical and Astronomical Services Administration	1,055,386	1,055,386	0
J. Philippine Council for Advanced Science and Technology Research and Development	94,648	94,648	0
K. Philippine Council for Agriculture, Forestry and Natural Resources Research and	290,722	290,722	0
L. Philippine Council for Aquatic and Marine Research and Development	36,532	36,532	0
M. Philippine Council for Health Research and Development	77,453	77,453	0
N. Philippine Council for Industry and Energy Research and Development	44,879	44,879	0
O. Philippine Institute of Volcanology and Seismology	200,728	200,728	0
P. Philippine Nuclear Research Institute	135,427	135,427	0
Q. Philippine Science High School	461,967	577,167	115,200
R. Philippine Textile Research Institute	58,186	58,186	0
S. Science Education Institute	510,184	832,184	322,000
T. Science and Technology Information Institute	42,309	42,309	0
U. Technology Application and Promotion Institute	71,335	71,335	0
<b>XX. DEPARTMENT OF SOCIAL WELFARE AND DEVELOPMENT</b>	<b>34,254,658</b>	<b>34,254,658</b>	<b>0</b>
A. Office of the Secretary	34,146,858	34,146,858	0
B. Council for the Welfare of Children	22,546	22,546	0
C. Inter-Country Adoption Board	24,513	24,513	0
D. National Youth Commission	60,741	60,741	0
<b>XXI. DEPARTMENT OF TOURISM</b>	<b>1,431,532</b>	<b>1,434,532</b>	<b>3,000</b>
A. Office of the Secretary	1,290,053	1,293,053	3,000
B. Intramuros Administration	31,153	31,153	0
C. National Parks Development Committee	110,326	110,326	0
<b>XXII. DEPARTMENT OF TRADE AND INDUSTRY</b>	<b>2,488,626</b>	<b>2,518,626</b>	<b>30,000</b>
A. Office of the Secretary	2,118,342	2,168,342	50,000
B. Board of Investments	226,154	226,154	0
C. Construction Industry Authority of the Philippines	40,959	40,959	0
D. Construction Manpower Development Foundation	20,481	20,481	0
E. Philippine Trade Training Center	33,809	33,809	0
F. Product Development & Design Center of the Philippines.	48,881	28,881	(20,000)
<b>XXIII. DEPARTMENT OF TRANSPORTATION AND COMMUNICATIONS</b>	<b>31,185,088</b>	<b>30,835,088</b>	<b>(350,000)</b>

**SUMMARY OF AMENDMENTS ON H.B. No. 3101 (FY 2011 General Appropriations Bill)**

By Department/Agency/Corporation/Fund

(In thousand pesos)

DEPARTMENT/AGENCY/FUND	FY 2011 General Appropriations Bill (GAB) H.B. 3101	FY 2011 GAB Senate Recommendation	Net Change
A. Office of the Secretary	30,759,808	30,409,808	(350,000)
B. Civil Aeronautics Board	38,536	38,536	0
C. Maritime Industry Authority	326,994	326,994	0
D. Office of the Transportation Cooperatives	13,825	13,825	0
E. Office for Transportation Security	33,325	33,325	0
F. Toll Regulatory Board	12,600	12,600	0
<b>XXIV. NATIONAL ECONOMIC AND DEVELOPMENT AUTHORITY</b>	<b>2,100,550</b>	<b>2,100,550</b>	<b>0</b>
A. Office of the Director-General	730,566	730,566	0
B. National Statistical Coordination Board	86,973	86,973	0
C. National Statistics Office	1,190,678	1,190,678	0
D. Philippine National Volunteer Service Coordinating Agency	12,990	12,990	0
E. Statistical Research and Training Center	35,120	35,120	0
F. Tariff Commission	44,223	44,223	0
<b>XXV. PRESIDENTIAL COMMUNICATIONS OPERATIONS OFFICE (OPS)</b>	<b>929,598</b>	<b>929,598</b>	<b>0</b>
A. Presidential Communications Operations Office (OPS) (Proper)	97,559	97,559	0
B. Bureau of Broadcast Services	277,509	277,509	0
C. Bureau of Communications Services	27,558	27,558	0
D. National Printing Office	126,986	126,986	0
E. News and Information Bureau	85,419	85,419	0
F. Philippine Information Agency	239,872	239,872	0
G. Presidential Broadcast Staff (RTVM)	74,695	74,695	0
<b>XXVI. OTHER EXECUTIVE OFFICES</b>	<b>4,410,446</b>	<b>4,574,696</b>	<b>164,250</b>
A. Anti-Money Laundering Council	9,690	10,690	1,000
B. Climate Change Commission	38,880	38,880	0
C. Commission on Filipinos Overseas	49,192	49,192	0
D. Commission on Higher Education	925,278	935,278	10,000
E. Commission on the Filipino Language	30,917	40,917	10,000
F. Dangerous Drugs Board	85,359	85,359	0
G. Energy Regulatory Commission	195,521	195,521	0
H. Film Development Council of the Philippines	15,170	15,170	0
I. Games and Amusement Board	49,723	49,723	0
J. Housing and Land Use Regulatory Board	167,398	167,398	0
K. Housing and Urban Development Coordinating Council	111,330	111,330	0
L. Mindanao Development Authority	56,164	56,164	0
M. Movie and Television Review and Classification Board	42,600	42,600	0
N. National Anti-Poverty Commission	73,189	73,189	0
O. National Commission for Culture and the Arts	277,562	412,562	135,000
O.1 National Commission for Culture and the Arts (Proper)	22,049	22,049	0
O.2 National Historical Commission of the Philippines (NHI)	87,629	162,629	75,000
O.3 The National Library of the Philippines (The National Library)	91,288	111,288	20,000
O.4 National Archives of the Philippines	76,596	116,596	40,000
P. National Commission on Muslim Filipinos (OMA)	345,916	345,916	0
Q. National Council on Disability Affairs	27,691	27,691	0
R. National Intelligence Coordinating Agency	422,057	422,057	0
S. National Security Council	60,750	60,750	0
T. Optical Media Board	35,245	23,495	(11,750)
U. Philippine Commission on Women	36,167	36,167	0
V. Philippine Drug Enforcement Agency	496,422	496,422	0
W. Philippine Racing Commission	102,200	102,200	0
X. Philippine Sports Commission	168,675	188,675	20,000

**SUMMARY OF AMENDMENTS ON H.B. No. 3101 (FY 2011 General Appropriations Bill)**

By Department/Agency/Corporation/Fund  
(In thousand pesos)

DEPARTMENT/AGENCY/FUND	FY 2011 General Appropriations Bill (GAB) H B 3101	FY 2011 GAB Senate Recommendation	Net Change
Y. Presidential Commission for the Urban Poor	60,031	60,031	0
Z. Presidential Communication Development and Strategic Planning Office	50,000	50,000	0
AA. Presidential Legislative Liaison Office	19,870	19,870	0
AB. Presidential Management Staff	218,910	218,910	0
AC. Securities and Exchange Commission	238,539	238,539	0
<b>XXVII. AUTONOMOUS REGION IN MUSLIM MINDANAO</b>	<b>11,179,638</b>	<b>11,179,638</b>	<b>0</b>
A. Autonomous Regional Government in Muslim Mindanao	11,179,638	11,179,638	0
<b>XXVIII. JOINT LEGISLATIVE -EXECUTIVE COUNCIL</b>	<b>2,185</b>	<b>2,185</b>	<b>0</b>
A. Legislative-Executive Development Advisory Council	2,185	2,185	0
<b>XXIX. THE JUDICIARY</b>	<b>13,621,518</b>	<b>13,656,518</b>	<b>35,000</b>
A. Supreme Court of the Philippines and the Lower Courts	12,163,151	12,163,151	0
A.1 Presidential Electoral Tribunal	62,741	62,741	0
B. Sandiganbayan	320,414	320,414	0
C. Court of Appeals	902,303	937,303	35,000
D. Court of Tax Appeals	172,909	172,909	0
<b>XXX. CIVIL SERVICE COMMISSION</b>	<b>666,852</b>	<b>692,852</b>	<b>26,000</b>
A. Civil Service Commission (Proper)	625,304	651,304	26,000
A.1 Career Executive Service Board	41,548	41,548	0
<b>XXXI. COMMISSION ON AUDIT</b>	<b>4,149,634</b>	<b>4,149,634</b>	<b>0</b>
<b>XXXII. COMMISSION ON ELECTIONS</b>	<b>2,255,445</b>	<b>2,255,445</b>	<b>0</b>
<b>XXXIII. OFFICE OF THE OMBUDSMAN</b>	<b>1,031,901</b>	<b>1,031,901</b>	<b>0</b>
<b>XXXIV. COMMISSION ON HUMAN RIGHTS</b>	<b>266,900</b>	<b>266,900</b>	<b>0</b>
<b>SPECIAL PURPOSE FUNDS</b>	<b>166,582,988</b>	<b>166,853,688</b>	<b>270,700</b>
<b>XXXV. BUDGETARY SUPPORT TO GOVERNMENT CORPORATIONS</b>	<b>10,689,907</b>	<b>10,960,607</b>	<b>270,700</b>
A. DEPARTMENT OF AGRICULTURE	3,296,305	3,355,305	59,000
A.1 National Dairy Authority	51,619	51,619	0
A.2 National Food Authority	2,500,000	2,500,000	0
A.3 Philippine Coconut Authority	539,915	598,915	59,000
A.4 Philippine Crop Insurance Corporation	113,771	113,771	0
A.5 Philippine Rice Research Institute	91,000	91,000	0
C. DEPARTMENT OF HEALTH	797,360	807,360	10,000
C.1 Lung Center of the Philippines	157,560	157,560	0
C.2 National Kidney and Transplant Institute	162,800	172,800	10,000
C.3 Philippine Children's Medical Center	318,000	318,000	0
C.4 Philippine Heart Center	122,000	122,000	0
C.5 Philippine Institute for Traditional Alternative Health Care	37,000	37,000	0
D. DEPARTMENT OF TOURISM	65,000	65,000	0
Tourism Promotions Board	65,000	65,000	0
E. DEPARTMENT OF TRADE AND INDUSTRY	232,686	432,686	200,000
E.1 Aurora Special Economic Zone Authority	145,000	345,000	200,000
E.2 Center for International Trade Expositions and Missions	79,686	79,686	0
E.3 Cottage Industry Technology Center	8,000	8,000	0
F. DEPARTMENT OF TRANSPORTATION AND COMMUNICATIONS	131,000	131,000	0
F.1 Philippine National Railways	131,000	131,000	0

**SUMMARY OF AMENDMENTS ON H.B. No. 3101 (FY 2011 General Appropriations Bill)**By Department/Agency/Corporation/Fund  
(In thousand pesos)

DEPARTMENT/AGENCY/FUND	FY 2011 General Appropriations Bill (GAB) H.B. 3101	FY 2011 GAB Senate Recommendation	Net Change
G. NATIONAL ECONOMIC AND DEVELOPMENT AUTHORITY	25,300	17,000	(8,300)
G.1 Philippine Institute for Development Studies	25,300	17,000	(8,300)
I. OTHER EXECUTIVE OFFICES	6,128,650	6,138,650	10,000
I.1 Authority of the Freeport Area of Bataan	100,000	100,000	0
I.2 Cagayan Economic Zone Authority	294,550	294,550	0
I.3 Cultural Center of the Philippines	195,000	205,000	10,000
I.4 Development Academy of the Philippines	45,000	45,000	0
I.5 Home Guaranty Corporation	500,000	500,000	0
I.6 National Home Mortgage Finance Corporation	500,000	500,000	0
I.7 National Housing Authority	4,375,000	4,375,000	0
I.8 Southern Philippines Development Authority	59,000	59,000	0
I.9 Zamboanga City Special Economic Zone Authority	60,100	60,100	0
J. BUDGETARY SUPPORT TO GOVERNMENT CORPORATIONS -	13,606	13,606	0
XXXVI. ALLOCATIONS TO LOCAL GOVERNMENT UNITS	13,057,391	13,057,391	0
A. Special Share of Local Government Units in the Proceeds of National Taxes	11,871,126	11,871,126	0
B. Barangay Officials Death Benefits Fund	50,000	50,000	0
C. Metropolitan Manila Development Authority	979,182	979,182	0
D. Pasig River Rehabilitation Commission	157,083	157,083	0
XXXVII. CALAMITY FUND	5,000,000	5,000,000	0
XXXVIII. CONTINGENT FUND	1,000,000	1,000,000	0
XXXIX. DepEd EDUCATIONAL FACILITIES FUND - (DepEd School Building Program)	1,000,000	1,000,000	0
XL. E-GOVERNMENT FUND	1,190,000	1,190,000	0
XLI. INTERNATIONAL COMMITMENTS FUND	3,174,820	3,174,820	0
XLII. MISCELLANEOUS PERSONNEL BENEFITS FUND	71,650,870	71,650,870	0
XLIII. RETIREMENT BENEFITS FUND (PENSION AND GRATUITY FUND)	35,000,000	35,000,000	0
XLIV. PRIORITY DEVELOPMENT ASSISTANCE FUND	24,820,000	24,820,000	0
TOTAL PROGRAMMED APPROPRIATIONS, NET OF DEBT SERVICE	933,479,272	933,479,272	0
TOTAL PROGRAMMED NEW APPROPRIATIONS	933,479,272	933,479,272	0
ADD: UNPROGRAMMED FUND	66,908,492	66,908,492	0
<b>TOTAL NEW APPROPRIATIONS</b>	<b>1,000,387,764</b>	<b>1,000,387,764</b>	<b>0</b>