


**SENATE**

23 NOV -7 P1:16

Committee Report No. 155

Prepared and submitted by the Committee on Finance on NOV 07 2023



**RE : House Bill No. 8980**

*Recommending its approval with amendments*

*Sponsors:* Sen. Sonny Angara, Sen. Pia S. Cayetano, Sen. Loren Legarda, Sen. Imee R. Marcos, Sen. Cynthia A. Villar, Sen. Ronald dela Rosa, Sen. Win Gatchalian, Sen. Christopher Lawrence T. Go, Sen. Risa Hontiveros, Sen. Maria Lourdes Nancy S. Binay, Sen. Grace Poe, Sen. Francis N. Tolentino, Sen. Mark Villar, Sen. Joseph Victor G. Ejercito, Sen. Jinggoy Ejercito Estrada, and all members of the Senate Committee on Finance

**MR. PRESIDENT:**

*The Committee on Finance to which was referred **House Bill No. 8980** entitled:*

**“AN ACT APPROPRIATING FUNDS FOR THE OPERATION OF THE GOVERNMENT OF THE REPUBLIC OF THE PHILIPPINES FROM JANUARY ONE TO DECEMBER THIRTY-ONE, TWO THOUSAND AND TWENTY-FOUR”**

*has considered the same and has the honor to report it back to the Senate with the recommendation that the amendments to House Bill No. 8980, the 2024 General Appropriations Bill as shown in Annex “A”, (Volumes I-A and I-B), summarized hereunder:*

In thousand pesos

Particulars	House Bill No. 8980 (FY 2024 GAB)	Senate		Senate Recommendation
		Increase	(Decrease)	
Programmed	4,019,768,192	86,892,240	(86,892,240)	4,019,768,192
Unprogrammed	281,908,056	23,584,831	(23,584,831)	281,908,056
<b>Total</b>	<b>4,301,676,248</b>	<b>110,477,071</b>	<b>(110,477,071)</b>	<b>4,301,676,248</b>


*and the amendments on the Special and General Provisions under Annex “B” be adopted.*

*The Committee, pursuant to Section 13, Chapter III of R.A. 7638, has also the honor to recommend the approval of the budget of the energy corporations under H.B. No. 8980, summarized as follows:*

In thousand pesos

Particulars	House Bill No. 8980 (FY 2024 GAB)	Senate		Senate Recommendation
		Increase	(Decrease)	
National Electrification Administration	4,666,928	0	0	4,666,928
National Power Corporation	41,436,439	0	0	41,436,439
Philippine National Oil Company	1,958,596	0	0	1,958,596
<b>Total</b>	<b>48,061,963</b>	<b>0</b>	<b>0</b>	<b>48,061,963</b>

Respectfully submitted:



**SONNY ANGARA**  
Chairperson, Committee on Finance


Senior Vice-Chairpersons:



**PIA S. CAYETANO**  
Sub-Committee D



**LOREN LEGARDA**  
Sub-Committee G  
Senate President Pro-Tempore



**IMEE R. MARCOS**  
Sub-Committee I

Vice Chairpersons:



**CYNTHIA A. VILLAR**  
Sub-Committee B



**RONALD "BATO" DELA ROSA**  
Sub-Committee C


**WIN GATCHALIAN**  
Sub-Committee E



**CHRISTOPHER BONG T. GO**  
Sub-Committee F




**RISA HONTIVEROS**  
Sub-Committee H




**MARIA LOURDES NANCY S. BINAY**  
Sub-Committee J

**GRACE POE**  
Sub-Committee K



**FRANCIS "TOL" N. TOLENTINO**  
Sub-Committee L

**MARK VILLAR**  
Sub-Committee M



**JOSEPH VICTOR G. EJERCITO**  
Sub-Committee N



**JINGGOY EJERCITO ESTRADA**  
Sub-Committee O

Respectfully submitted:

**SONNY ANGARA**  
Chairperson, Committee on Finance

Senior Vice-Chairpersons:

**PIA S. CAYETANO**  
Sub-Committee D

**LOREN LEGARDA**  
Sub-Committee G  
Senate President Pro-Tempore

**IMEE R. MARCOS**  
Sub-Committee I

Vice Chairpersons:

**CYNTHIA A. VILLAR**  
Sub-Committee B

**RONALD "BATO" DELA ROSA**  
Sub-Committee C

  
**WIN GATCHALIAN**  
Sub-Committee E

**CHRISTOPHER BONG T. GO**  
Sub-Committee F

**RISA HONTIVEROS**  
Sub-Committee H

**MARIA LOURDES NANCY S. BINAY**  
Sub-Committee J

  
**GRACE POE**  
Sub-Committee K

**FRANCIS "TOL" N. TOLENTINO**  
Sub-Committee L


  
**MARK VILLAR**  
Sub-Committee M

**JOSEPH VICTOR G. EJERCITO**  
Sub-Committee N

**JINGGOY EJERCITO ESTRADA**  
Sub-Committee O

Members:

ALAN PETER "COMPAÑERO" S.  
CAYETANO

  
FRANCIS "CHIZ" G. ESCUDERO

MANUEL "LITO" M. LAPID


ROBINHOOD C. PADILLA

  
RAMON BONG REVILLA JR.

  
RAFFY T. TULFO


Ex Officio Members:

  
JOEL VILLANUEVA  
Majority Leader

**"will interpellate"**  
  
AQUILINO "KOKO" PIMENTEL III  
Minority Leader

SENATOR JUAN MIGUEL "MIGZ" F. ZUBIRI  
Senate President

Members:




**ALAN PETER "COMPANERO" S.  
CAYETANO**

May amend and  
interpellate.

**FRANCIS "CHIZ" G. ESCUDERO**



**MANUEL "LITO" M. LAPID**



**ROBINHOOD C. PADILLA**

**RAMON BONG REVILLA JR.**

**RAFFY T. TULFO**

Ex Officio Members:

**JOEL VILLANUEVA**  
Majority Leader

**AQUILINO "KOKO" PIMENTEL III**  
Minority Leader

**SENATOR JUAN MIGUEL "MIGZ" F. ZUBIRI**  
Senate President

**COMMITTEE REPORT ON HB NO. 8980 (FY 2024 GENERAL APPROPRIATIONS BILL)**By Department/Agency/Corporation/Fund  
(In Thousand Pesos)

Department/Agency/Corporation/Fund	FY 2024 General Appropriations Bill (HB No. 8980)	COMMITTEE REPORT			FY 2024 SV Committee Report on HB No. 8980
		Total Changes			
		Increase	Decrease	Net Change	
<b>DEPARTMENTS</b>	<b>3,389,621,414</b>	<b>53,147,938</b>	<b>(46,582,240)</b>	<b>6,565,698</b>	<b>3,396,187,112</b>
<b>I. CONGRESS OF THE PHILIPPINES</b>	<b>28,426,484</b>	<b>82,847</b>	<b>(2,000)</b>	<b>80,847</b>	<b>28,507,331</b>
A. Senate	10,833,226	58,195	-	58,195	10,891,421
B. Senate Electoral Tribunal	312,698	2,000	(2,000)	-	312,698
C. Commission on Appointments	877,727	-	-	-	877,727
D. House of Representatives	16,170,325	22,652	-	22,652	16,192,977
E. House of Representatives Electoral Tribunal	232,508	-	-	-	232,508
<b>II. OFFICE OF THE PRESIDENT</b>	<b>10,645,573</b>	<b>-</b>	<b>-</b>	<b>-</b>	<b>10,645,573</b>
A. The President's Offices	10,645,573	-	-	-	10,645,573
<b>III. OFFICE OF THE VICE-PRESIDENT</b>	<b>1,874,019</b>	<b>-</b>	<b>-</b>	<b>-</b>	<b>1,874,019</b>
A. Office of the Vice-President	1,874,019	-	-	-	1,874,019
<b>IV. DEPARTMENT OF AGRARIAN REFORM</b>	<b>8,894,558</b>	<b>-</b>	<b>-</b>	<b>-</b>	<b>8,894,558</b>
A. Office of the Secretary	8,894,558	-	-	-	8,894,558
<b>V. DEPARTMENT OF AGRICULTURE</b>	<b>128,002,234</b>	<b>10,570,842</b>	<b>(30,820,842)</b>	<b>(20,250,000)</b>	<b>107,752,234</b>
A. Office of the Secretary	114,462,448	6,288,132	(28,551,079)	(22,262,947)	92,199,501
B. Agricultural Credit Policy Council	2,852,427	-	-	-	2,852,427
C. Bureau of Fisheries and Aquatic Resources	7,759,530	3,803,500	(1,927,737)	1,875,763	9,635,293
D. Fertilizer and Pesticide Authority	188,510	-	-	-	188,510
E. National Fisheries Research and Development Institute	462,873	30,000	-	30,000	492,873
F. National Meat Inspection Service	469,251	-	-	-	469,251
G. Philippine Carabao Center	700,773	353,210	(241,040)	112,170	812,943
H. Philippine Center for Post-Harvest Development and Mechanization	412,759	5,000	-	5,000	417,759
I. Philippine Council for Agriculture and Fisheries	218,871	-	(9,986)	(9,986)	208,885
J. Philippine Fiber Industry Development Authority	474,792	91,000	(91,000)	-	474,792
<b>VI. DEPARTMENT OF BUDGET AND MANAGEMENT</b>	<b>2,411,145</b>	<b>45,000</b>	<b>-</b>	<b>45,000</b>	<b>2,456,145</b>
A. Office of the Secretary	2,292,359	45,000	-	45,000	2,337,359
B. Government Procurement Policy Board - Technical Support Office	118,786	-	-	-	118,786
<b>VII. DEPARTMENT OF EDUCATION</b>	<b>714,583,419</b>	<b>3,499,420</b>	<b>-</b>	<b>3,499,420</b>	<b>718,082,839</b>
A. Office of the Secretary	712,839,092	3,000,000	-	3,000,000	715,839,092
B. Early Childhood Care and Development Council	221,166	69,000	-	69,000	290,166
C. National Academy of Sports	195,167	35,420	-	35,420	230,587
D. National Book Development Board	153,471	25,000	-	25,000	178,471
E. National Council for Children's Television	62,080	20,000	-	20,000	82,080
F. National Museum of the Philippines	1,014,202	350,000	-	350,000	1,364,202
G. Philippine High School for the Arts	98,241	-	-	-	98,241
<b>VIII. STATE UNIVERSITIES AND COLLEGES</b>	<b>102,347,313</b>	<b>4,142,570</b>	<b>-</b>	<b>4,142,570</b>	<b>106,489,883</b>
A. University of the Philippines System (The National University)	22,391,523	1,165,903	-	1,165,903	23,557,426
B. NATIONAL CAPITAL REGION	7,206,703	226,000	-	226,000	7,432,703
B.1 Eulogio "Amang" Rodriguez Institute of Science and Technology	439,675	2,000	-	2,000	441,675
B.2 Marikina Polytechnic College	244,285	2,000	-	2,000	246,285
B.3 Philippine Normal University	925,474	2,000	-	2,000	927,474
B.4 Philippine State College of Aeronautics	441,266	2,000	-	2,000	443,266
B.5 Polytechnic University of the Philippines	2,860,849	204,000	-	204,000	3,064,849
B.6 Rizal Technological University	916,101	12,000	-	12,000	928,101
B.7 Technological University of the Philippines	1,379,053	2,000	-	2,000	1,381,053
C. REGION I - ILOCOS	4,822,747	283,127	-	283,127	5,105,874
C.1 Don Mariano Marcos Memorial State University	1,361,426	72,000	-	72,000	1,433,426
C.2 Ilocos Sur Polytechnic State College	506,395	2,000	-	2,000	508,395
C.3 Mariano Marcos State University	974,724	205,127	-	205,127	1,179,851
C.4 Pangasinan State University	1,235,295	2,000	-	2,000	1,237,295
C.5 University of Northern Philippines	744,907	2,000	-	2,000	746,907
D. CORDILLERA ADMINISTRATIVE REGION	2,958,916	132,000	-	132,000	3,090,916

Department/Agency/Corporation/Fund	FY 2024 General Appropriations Bill (HB No. 8980)	COMMITTEE REPORT			FY 2024 SV Committee Report on HB No. 8980
		Total Changes			
		Increase	Decrease	Net Change	
D.1 Abra State Institute of Science and Technology	335,502	2,000	-	2,000	337,502
D.2 Apayao State College	295,092	2,000	-	2,000	297,092
D.3 Benguet State University	891,326	2,000	-	2,000	893,326
D.4 Ifugao State University	529,841	22,000	-	22,000	551,841
D.5 Kalinga State University	489,456	32,000	-	32,000	521,456
D.6 Mountain Province State University	417,699	72,000	-	72,000	489,699
<b>E. REGION II - CAGAYAN VALLEY</b>	<b>3,601,437</b>	<b>50,000</b>	<b>-</b>	<b>50,000</b>	<b>3,651,437</b>
E.1 Batanes State College	76,982	2,000	-	2,000	78,982
E.2 Cagayan State University	1,153,971	22,000	-	22,000	1,175,971
E.3 Isabela State University	1,383,031	22,000	-	22,000	1,405,031
E.4 Nueva Vizcaya State University	661,263	2,000	-	2,000	663,263
E.5 Quirino State University	326,190	2,000	-	2,000	328,190
<b>F. REGION III - CENTRAL LUZON</b>	<b>8,454,693</b>	<b>444,600</b>	<b>-</b>	<b>444,600</b>	<b>8,899,293</b>
F.1 Aurora State College of Technology	224,077	49,000	-	49,000	273,077
F.2 Bataan Peninsula State University	760,693	65,600	-	65,600	826,293
F.3 Bulacan Agricultural State College	263,407	2,000	-	2,000	265,407
F.4 Bulacan State University	1,612,245	102,000	-	102,000	1,714,245
F.5 Central Luzon State University	1,048,195	2,000	-	2,000	1,050,195
F.6 Don Honorio Ventura State University	1,039,339	102,000	-	102,000	1,141,339
F.7 Nueva Ecija University of Science and Technology	1,014,150	12,000	-	12,000	1,026,150
F.8 Pampanga State Agricultural University	426,098	2,000	-	2,000	428,098
F.9 Philippine Merchant Marine Academy	295,252	2,000	-	2,000	297,252
F.10 President Ramon Magsaysay State University	519,400	102,000	-	102,000	621,400
F.11 Tarlac Agricultural University	437,347	2,000	-	2,000	439,347
F.12 Tarlac State University	814,490	2,000	-	2,000	816,490
<b>REGION IV - SOUTHERN TAGALOG AND PALAWAN</b>	<b>9,010,048</b>	<b>230,000</b>	<b>-</b>	<b>230,000</b>	<b>9,240,048</b>
<b>G. Region IV-A (CALABARZON)</b>	<b>5,871,291</b>	<b>80,000</b>	<b>-</b>	<b>80,000</b>	<b>5,951,291</b>
G.1 Batangas State University	1,978,990	32,000	-	32,000	2,010,990
G.2 Cavite State University	1,741,322	22,000	-	22,000	1,763,322
G.3 Laguna State Polytechnic University	782,124	2,000	-	2,000	784,124
G.4 Southern Luzon State University	570,199	22,000	-	22,000	592,199
G.5 University of Rizal System	798,656	2,000	-	2,000	800,656
<b>H. Region IV-B (MIMAROPA)</b>	<b>3,138,757</b>	<b>150,000</b>	<b>-</b>	<b>150,000</b>	<b>3,288,757</b>
H.1 Marinduque State College	321,913	2,000	-	2,000	323,913
H.2 Mindoro State University	455,885	32,000	-	32,000	487,885
H.3 Occidental Mindoro State College	542,591	2,000	-	2,000	544,591
H.4 Palawan State University	864,281	22,000	-	22,000	886,281
H.5 Romblon State University	449,239	90,000	-	90,000	539,239
H.6 Western Philippines University	504,848	2,000	-	2,000	506,848
<b>I. REGION V - BICOL</b>	<b>5,309,242</b>	<b>50,000</b>	<b>-</b>	<b>50,000</b>	<b>5,359,242</b>
I.1 Bicol State College of Applied Sciences and Technology	241,154	2,000	-	2,000	243,154
I.2 Bicol University	1,363,683	9,000	-	9,000	1,372,683
I.3 Camarines Norte State College	486,570	2,000	-	2,000	488,570
I.4 Camarines Sur Polytechnic Colleges	478,142	2,000	-	2,000	480,142
I.5 Catanduanes State University	574,041	2,000	-	2,000	576,041
I.6 Central Bicol State University of Agriculture	953,252	2,000	-	2,000	955,252
I.7 Dr. Emilio B. Espinosa, Sr. Memorial State College of Agriculture and Technology	264,600	27,000	-	27,000	291,600
I.8 Partido State University	454,743	2,000	-	2,000	456,743
I.9 Sorsogon State University	493,057	2,000	-	2,000	495,057
<b>J. REGION VI - WESTERN VISAYAS</b>	<b>7,998,106</b>	<b>102,000</b>	<b>-</b>	<b>102,000</b>	<b>8,100,106</b>
J.1 Aklan State University	596,742	2,000	-	2,000	598,742
J.2 Capiz State University	1,025,624	2,000	-	2,000	1,027,624
J.3 Carlos Hilado Memorial State University	623,337	2,000	-	2,000	625,337
J.4 Central Philippines State University	502,478	12,000	-	12,000	514,478
J.5 Guimaras State College	286,178	2,000	-	2,000	288,178
J.6 Iloilo Science and Technology University	940,496	2,000	-	2,000	942,496
J.7 Iloilo State University of Fisheries Science and Technology	484,193	2,000	-	2,000	486,193
J.8 Northern Iloilo State University	671,437	2,000	-	2,000	673,437
J.9 Northern Negros State College of Science and Technology	279,298	52,000	-	52,000	331,298
J.10 University of Antique	638,898	2,000	-	2,000	640,898
J.11 West Visayas State University	1,949,425	22,000	-	22,000	1,971,425
<b>K. REGION VII - CENTRAL VISAYAS</b>	<b>4,678,269</b>	<b>494,000</b>	<b>-</b>	<b>494,000</b>	<b>5,172,269</b>
K.1 Bohol Island State University	742,505	172,000	-	172,000	914,505

Department/Agency/Corporation/Fund	FY 2024 General Appropriations Bill (HB No. 8980)	COMMITTEE REPORT			FY 2024 SV Committee Report on HB No. 8980
		Total Changes			
		Increase	Decrease	Net Change	
K.2 Cebu Normal University	507,787	86,000	-	86,000	593,787
K.3 Cebu Technological University	2,190,260	232,000	-	232,000	2,422,260
K.4 Negros Oriental State University	1,008,722	2,000	-	2,000	1,010,722
K.5 Siquijor State College	228,995	2,000	-	2,000	230,995
<b>L. REGION VIII - EASTERN VISAYAS</b>	<b>5,862,684</b>	<b>90,000</b>	<b>-</b>	<b>90,000</b>	<b>5,952,684</b>
L.1 Biliran Province State University	489,449	52,000	-	52,000	541,449
L.2 Eastern Samar State University	652,197	2,000	-	2,000	654,197
L.3 Eastern Visayas State University	829,285	2,000	-	2,000	831,285
L.4 Leyte Normal University	363,282	2,000	-	2,000	365,282
L.5 Northwest Samar State University	300,104	2,000	-	2,000	302,104
L.6 Palompon Polytechnic State University	340,753	2,000	-	2,000	342,753
L.7 Samar State University	432,400	22,000	-	22,000	454,400
L.8 Southern Leyte State University	578,395	2,000	-	2,000	580,395
L.9 University of Eastern Philippines	766,937	2,000	-	2,000	768,937
L.10 Visayas State University	1,109,882	2,000	-	2,000	1,111,882
<b>M. REGION IX - ZAMBOANGA PENINSULA</b>	<b>2,955,801</b>	<b>138,000</b>	<b>-</b>	<b>138,000</b>	<b>3,093,801</b>
M.1 Basilan State College	219,210	2,000	-	2,000	221,210
M.2 J.H. Cerilles State College	378,422	2,000	-	2,000	380,422
M.3 Jose Rizal Memorial State University	730,028	2,000	-	2,000	732,028
M.4 Western Mindanao State University	1,026,790	82,000	-	82,000	1,108,790
M.5 Zamboanga Peninsula Polytechnic State University	334,327	48,000	-	48,000	382,327
M.6 Zamboanga State College of Marine Sciences and Technology	267,024	2,000	-	2,000	269,024
<b>N. REGION X - NORTHERN MINDANAO</b>	<b>4,958,064</b>	<b>123,620</b>	<b>-</b>	<b>123,620</b>	<b>5,081,684</b>
N.1 Bukidnon State University	857,184	2,000	-	2,000	859,184
N.2 Camiguin Polytechnic State College	137,682	2,000	-	2,000	139,682
N.3 Central Mindanao University	911,723	2,000	-	2,000	913,723
N.4 MSU-Iligan Institute of Technology	1,349,507	52,000	-	52,000	1,401,507
N.5 Northern Bukidnon State College	238,637	39,620	-	39,620	278,257
N.6 Northwestern Mindanao State College of Science and Technology	322,939	2,000	-	2,000	324,939
N.7 University of Science and Technology of Southern Philippines- Cagayan de Oro Campus	894,675	22,000	-	22,000	916,675
N.8 University of Science and Technology of Southern Philippines- Claveria Campus	245,717	2,000	-	2,000	247,717
<b>O. REGION XI - DAVAO</b>	<b>2,078,513</b>	<b>239,320</b>	<b>-</b>	<b>239,320</b>	<b>2,317,833</b>
O.1 Davao de Oro State College	254,909	59,320	-	59,320	314,229
O.2 Davao del Norte State College	254,345	2,000	-	2,000	256,345
O.3 Davao del Sur State College	223,275	102,000	-	102,000	325,275
O.4 Davao Oriental State University	358,651	2,000	-	2,000	360,651
O.5 Southern Philippines Agri-Business and Marine and Aquatic School of Technology	202,450	2,000	-	2,000	204,450
O.6 University of Southeastern Philippines	784,883	72,000	-	72,000	856,883
<b>P. REGION XII - SOCCSKSARGEN</b>	<b>1,970,061</b>	<b>103,000</b>	<b>-</b>	<b>103,000</b>	<b>2,073,061</b>
P.1 Cotabato Foundation College of Science and Technology	325,668	7,000	-	7,000	332,668
P.2 South Cotabato State College	84,822	7,000	-	7,000	91,822
P.3 Sultan Kudarat State University	560,539	57,000	-	57,000	617,539
P.4 University of Southern Mindanao	999,032	32,000	-	32,000	1,031,032
<b>Q. REGION XIII - CARAGA</b>	<b>2,476,971</b>	<b>38,000</b>	<b>-</b>	<b>38,000</b>	<b>2,514,971</b>
Q.1 Agusan del Sur State College of Agriculture and Technology	373,570	2,000	-	2,000	375,570
Q.2 Caraga State University	619,421	2,000	-	2,000	621,421
Q.3 North Eastern Mindanao State University	817,168	2,000	-	2,000	819,168
Q.4 Surigao del Norte State University	666,812	32,000	-	32,000	698,812
<b>R. BANGSAMORO AUTONOMOUS REGION IN MUSLIM MINDANO (BARM)</b>	<b>5,613,535</b>	<b>233,000</b>	<b>-</b>	<b>233,000</b>	<b>5,846,535</b>
R.1 Adlong Memorial State College	99,972	7,000	-	7,000	106,972
R.2 Cotabato State University	302,816	7,000	-	7,000	309,816
R.3 Mindanao State University	4,030,492	207,000	-	207,000	4,237,492
R.4 MSU-Tawi-Tawi College of Technology and Oceanography	721,268	2,000	-	2,000	723,268
R.5 Sulu State College	260,128	8,000	-	8,000	268,128
R.6 Tawi-Tawi Regional Agricultural College	198,859	2,000	-	2,000	200,859
<b>IX. DEPARTMENT OF ENERGY</b>	<b>1,639,160</b>	<b>-</b>	<b>-</b>	<b>-</b>	<b>1,639,160</b>
A. Office of the Secretary	1,639,160	-	-	-	1,639,160



Department/Agency/Corporation/Fund	FY 2024 General Appropriations Bill (HB No. 8980)	COMMITTEE REPORT			FY 2024 SV Committee Report on HB No. 8980
		Total Changes			
		Increase	Decrease	Net Change	
<b>X. DEPARTMENT OF ENVIRONMENT AND NATURAL RESOURCES</b>	24,846,827	1,318,568	(1,318,568)	-	24,846,827
A. Office of the Secretary	18,902,264	1,318,568	(1,318,568)	-	18,902,264
B. Environmental Management Bureau	2,573,571	-	-	-	2,573,571
C. Mines and Geosciences Bureau	1,471,449	-	-	-	1,471,449
D. National Mapping and Resource Information Authority	1,594,018	-	-	-	1,594,018
E. National Water Resources Board	210,923	-	-	-	210,923
F. Palawan Council for Sustainable Development Staff	94,602	-	-	-	94,602
<b>XI. DEPARTMENT OF FINANCE</b>	24,715,122	-	-	-	24,715,122
A. Office of the Secretary	970,495	-	-	-	970,495
B. Bureau of Customs	3,895,593	-	-	-	3,895,593
C. Bureau of Internal Revenue	14,943,558	-	-	-	14,943,558
D. Bureau of Local Government Finance	449,073	-	-	-	449,073
E. Bureau of the Treasury	4,183,540	-	-	-	4,183,540
F. Central Board of Assessment Appeals	16,368	-	-	-	16,368
G. Insurance Commission	6	-	-	-	6
H. National Tax Research Center	154,269	-	-	-	154,269
I. Privatization and Management Office	102,220	-	-	-	102,220
<b>XII. DEPARTMENT OF FOREIGN AFFAIRS</b>	23,823,556	456,934	-	456,934	24,280,490
A. Office of the Secretary	23,675,483	419,934	-	419,934	24,095,417
B. Foreign Service Institute	82,360	12,000	-	12,000	94,360
C. Technical Cooperation Council of the Philippines	4,169	-	-	-	4,169
D. UNESCO National Commission of the Philippines	25,636	25,000	-	25,000	50,636
E. Presidential Commission on Visiting Forces	35,908	-	-	-	35,908
<b>XIII. DEPARTMENT OF HEALTH</b>	239,122,878	4,234,181	-	4,234,181	243,357,059
A. Office of the Secretary	238,789,906	3,699,027	-	3,699,027	242,488,933
B. National Nutrition Council	289,056	535,154	-	535,154	824,210
C. Philippine National AIDS Council	43,916	-	-	-	43,916
<b>XIV. DEPARTMENT OF HUMAN SETTLEMENTS AND URBAN DEVELOPMENT</b>	3,197,720	84,800	-	84,800	3,282,520
A. Office of the Secretary	2,551,275	84,800	-	84,800	2,636,075
B. Human Settlements Adjudication Commission	646,445	-	-	-	646,445
<b>XV. DEPARTMENT OF INFORMATION AND COMMUNICATIONS TECHNOLOGY</b>	6,980,812	589,000	(224,000)	365,000	7,345,812
A. Office of the Secretary	5,868,133	365,000	(224,000)	141,000	6,009,133
B. Cybercrime Investigation and Coordination Center	345,839	124,000	-	124,000	469,839
C. National Privacy Commission	337,578	100,000	-	100,000	437,578
D. National Telecommunications Commission	429,262	-	-	-	429,262
<b>XVI. DEPARTMENT OF THE INTERIOR AND LOCAL GOVERNMENT</b>	261,156,467	1,143,580	-	1,143,580	262,300,047
A. Office of the Secretary	7,607,769	120,958	-	120,958	7,728,727
B. Bureau of Fire Protection	28,474,835	-	-	-	28,474,835
C. Bureau of Jail Management and Penology	23,839,136	-	-	-	23,839,136
D. Local Government Academy	296,651	-	-	-	296,651
E. National Commission on Muslim Filipinos	867,932	-	-	-	867,932
F. National Police Commission	2,076,916	-	-	-	2,076,916
G. National Youth Commission	165,310	-	-	-	165,310
H. Philippine Commission on Women	147,461	23,298	-	23,298	170,759
I. Philippine National Police	196,744,923	999,324	-	999,324	197,744,247
J. Philippine Public Safety College	935,534	-	-	-	935,534
<b>XVII. DEPARTMENT OF JUSTICE</b>	34,394,468	1,061,049	-	1,061,049	35,455,517
A. Office of the Secretary	9,021,185	750,000	-	750,000	9,771,185
B. Bureau of Corrections	7,238,280	-	-	-	7,238,280
C. Bureau of Immigration	4,249,530	150,000	-	150,000	4,399,530
D. Land Registration Authority	1,216,077	-	-	-	1,216,077
E. National Bureau of Investigation	4,579,778	111,049	-	111,049	4,690,827
F. Office for Alternative Dispute Resolution	100,977	-	-	-	100,977
G. Office of the Government Corporate Counsel	233,288	-	-	-	233,288
H. Office of the Solicitor General	1,399,962	50,000	-	50,000	1,449,962
I. Parole and Probation Administration	919,910	-	-	-	919,910
J. Presidential Commission on Good Government	159,841	-	-	-	159,841
K. Public Attorney's Office	5,275,640	-	-	-	5,275,640
<b>XVIII. DEPARTMENT OF LABOR AND EMPLOYMENT</b>	68,015,971	1,527,174	(1,025,000)	502,174	68,518,145
A. Office of the Secretary	38,718,390	1,025,000	(1,025,000)	-	38,718,390
B. Institute for Labor Studies	71,216	-	-	-	71,216
C. National Conciliation and Mediation Board	283,036	-	-	-	283,036

Department/Agency/Corporation/Fund	FY 2024 General Appropriations Bill (HB No. 8980)	COMMITTEE REPORT			FY 2024 SV Committee Report on HB No. 8980
		Total Changes			
		Increase	Decrease	Net Change	
D. National Labor Relations Commission	1,436,356	-	-	-	1,436,356
E. National Wages and Productivity Commission	262,108	-	-	-	262,108
F. Professional Regulation Commission	1,773,199	-	-	-	1,773,199
G. Technical Education and Skills Development Authority	25,471,666	502,174	-	502,174	25,973,840
<b>XIX. DEPARTMENT OF MIGRANT WORKERS</b>	<b>12,752,923</b>	<b>1,001,200</b>	<b>-</b>	<b>1,001,200</b>	<b>13,754,123</b>
A. Office of the Secretary	6,097,916	901,200	-	901,200	6,999,116
B. Overseas Workers Welfare Administration	6,655,007	100,000	-	100,000	6,755,007
<b>XX. DEPARTMENT OF NATIONAL DEFENSE</b>	<b>229,934,819</b>	<b>3,337,667</b>	<b>-</b>	<b>3,337,667</b>	<b>233,272,486</b>
A. Office of the Secretary- Proper	1,263,480	-	-	-	1,263,480
B. Government Arsenal	1,971,997	100,000	-	100,000	2,071,997
C. National Defense College of the Philippines	142,392	35,000	-	35,000	177,392
D. Office of Civil Defense	1,513,943	-	-	-	1,513,943
E. Philippine Veterans Affairs Office (PVAO)-Proper	677,333	-	-	-	677,333
F. Veterans Memorial Medical Center	2,714,183	-	-	-	2,714,183
G. Armed Forces of the Philippines	221,651,491	3,202,667	-	3,202,667	224,854,158
G.1 Philippine Army (Land Forces)	121,079,186	300,000	-	300,000	121,379,186
G.2 Philippine Air Force (Air Forces)	44,723,842	250,000	-	250,000	44,973,842
G.3 Philippine Navy (Naval Forces)	40,937,056	426,667	-	426,667	41,363,723
G.4 General Headquarters, AFP and AFP-Wide Service Support Units (AFPWSSUS)	14,911,407	2,226,000	-	2,226,000	17,137,407
<b>XXI. DEPARTMENT OF PUBLIC WORKS AND HIGHWAYS</b>	<b>822,892,746</b>	<b>-</b>	<b>-</b>	<b>-</b>	<b>822,892,746</b>
A. Office of the Secretary	822,892,746	-	-	-	822,892,746
<b>XXii. DEPARTMENT OF SCIENCE AND TECHNOLOGY</b>	<b>25,660,309</b>	<b>1,071,073</b>	<b>-</b>	<b>1,071,073</b>	<b>26,731,382</b>
A. Office of the Secretary	6,523,789	335,000	-	335,000	6,858,789
B. Advanced Science and Technology Institute	364,047	25,000	-	25,000	389,047
C. Food and Nutrition Research Institute	552,796	-	-	-	552,796
D. Forest Products Research and Development Institute	262,238	32,751	-	32,751	294,989
E. Industrial Technology Development Institute	461,685	-	-	-	461,685
F. Metals Industry Research and Development Center	291,860	8,000	-	8,000	299,860
G. National Academy of Science and Technology	139,095	21,066	-	21,066	160,161
H. National Research Council of the Philippines	184,791	40,000	-	40,000	224,791
I. Philippine Atmospheric, Geophysical and Astronomical Services Administration	1,480,812	160,000	-	160,000	1,640,812
J. Philippine Council for Agriculture, Aquatic and Natural Resource Research and Development	1,554,879	10,000	-	10,000	1,564,879
K. Philippine Council for Health Research and Development	795,464	30,000	-	30,000	825,464
L. Philippine Council for Industry, Energy and Emerging Technology Research and Development	852,017	70,000	-	70,000	922,017
M. Philippine Institute of Volcanology and Seismology	719,681	90,266	-	90,266	809,947
N. Philippine Nuclear Research Institute	1,035,215	20,000	-	20,000	1,055,215
O. Philippine Science High School System	2,603,856	80,000	-	80,000	2,683,856
P. Philippine Textile Research Institute	219,280	34,990	-	34,990	254,270
Q. Science Education Institute	7,322,113	10,000	-	10,000	7,332,113
R. Science and Technology Information Institute	115,350	20,000	-	20,000	135,350
S. Technology Application and Promotion Institute	181,341	84,000	-	84,000	265,341
<b>XXiii. DEPARTMENT OF SOCIAL WELFARE AND DEVELOPMENT</b>	<b>245,130,234</b>	<b>8,171,620</b>	<b>(8,885,786)</b>	<b>(714,166)</b>	<b>244,416,068</b>
A. Office of the Secretary	242,670,295	8,027,000	(8,885,786)	(858,786)	241,811,509
B. Council for the Welfare of Children	94,085	50,000	-	50,000	144,085
C. Juvenile Justice and Welfare Council	117,877	-	-	-	117,877
D. National Anti-Poverty Commission	219,656	-	-	-	219,656
E. National Authority for Child Care	298,489	-	-	-	298,489
F. National Commission on Indigenous Peoples	1,476,156	77,110	-	77,110	1,553,266
G. National Council on Disability Affairs	56,487	17,510	-	17,510	73,997
H. Presidential Commission for the Urban Poor	197,189	-	-	-	197,189
<b>XXIV. DEPARTMENT OF TOURISM</b>	<b>2,939,155</b>	<b>270,000</b>	<b>(300,000)</b>	<b>(30,000)</b>	<b>2,909,155</b>
A. Office of the Secretary	2,604,434	150,000	(300,000)	(150,000)	2,454,434
B. Intramuros Administration	73,034	50,000	-	50,000	123,034
C. National Parks Development Committee	247,514	70,000	-	70,000	317,514
D. Philippine Commission on Sports Scuba Diving	14,173	-	-	-	14,173
<b>XXV. DEPARTMENT OF TRADE AND INDUSTRY</b>	<b>7,952,482</b>	<b>498,367</b>	<b>(42,000)</b>	<b>456,367</b>	<b>8,408,849</b>
A. Office of the Secretary	5,611,690	350,500	-	350,500	5,962,190
B. Board of Investments	659,136	5,867	-	5,867	665,003
C. Construction Industry Authority of the Philippines	187,631	-	-	-	187,631
D. Cooperative Development Authority	1,263,522	142,000	(42,000)	100,000	1,363,522
E. Design Center of the Philippines	133,524	-	-	-	133,524

Department/Agency/Corporation/Fund	FY 2024 General Appropriations Bill (HB No. 8980)	COMMITTEE REPORT			FY 2024 SV Committee Report on HB No. 8980
		Total Changes			
		Increase	Decrease	Net Change	
F. Philippine Trade Training Center	96,979	-	-	-	96,979
<b>XXVI. DEPARTMENT OF TRANSPORTATION</b>	<b>170,514,821</b>	<b>3,711,813</b>	<b>(3,909,484)</b>	<b>(197,671)</b>	<b>170,317,150</b>
A. Office of the Secretary	142,149,234	2,250,401	(3,909,484)	(1,659,083)	140,490,151
B. Civil Aeronautics Board	224,679	-	-	-	224,679
C. Maritime Industry Authority	1,105,455	100,819	-	100,819	1,206,274
D. Office of Transportation Cooperatives	44,488	7,593	-	7,593	52,081
E. Office for Transportation Security	1,141,531	-	-	-	1,141,531
F. Philippine Coast Guard	25,775,754	1,353,000	-	1,353,000	27,128,754
G. Toll Regulatory Board	73,680	-	-	-	73,680
<b>XXVII. NATIONAL ECONOMIC AND DEVELOPMENT AUTHORITY</b>	<b>11,710,955</b>	<b>168,194</b>	<b>-</b>	<b>168,194</b>	<b>11,879,149</b>
A. Office of the Secretary	1,971,526	5,000	-	5,000	1,976,526
B. Commission on Population and Development	532,352	-	-	-	532,352
C. Philippine National Volunteer Service Coordinating Agency	35,295	-	-	-	35,295
D. Public-Private Partnership Center of the Philippines	209,498	-	-	-	209,498
E. Philippine Statistical Research and Training Institute	84,372	-	-	-	84,372
F. Philippine Statistics Authority	8,791,933	163,194	-	163,194	8,955,127
G. Tariff Commission	85,979	-	-	-	85,979
<b>XXVIII. PRESIDENTIAL COMMUNICATIONS OFFICE</b>	<b>1,711,559</b>	<b>302,092</b>	<b>-</b>	<b>302,092</b>	<b>2,013,651</b>
A. Presidential Communications Office (Proper)	480,374	302,092	-	302,092	782,466
B. Bureau of Communications Services	92,553	-	-	-	92,553
C. National Printing Office	12,526	-	-	-	12,526
D. News and Information Bureau	138,489	-	-	-	138,489
E. Philippine Information Agency	356,399	-	-	-	356,399
F. Presidential Broadcast Service-Bureau of Broadcast Services	457,403	-	-	-	457,403
G. Presidential Broadcast Staff (RTVM)	173,815	-	-	-	173,815
<b>XXIX. OTHER EXECUTIVE OFFICES</b>	<b>68,945,033</b>	<b>2,197,986</b>	<b>(51,560)</b>	<b>2,146,426</b>	<b>71,091,459</b>
A. Anti-Money Laundering Council	89,209	30,000	-	30,000	119,209
B. Anti-Red Tape Authority	490,007	-	-	-	490,007
C. Climate Change Commission	132,404	15,000	-	15,000	147,404
D. Commission on Filipinos Overseas	157,895	30,534	-	30,534	188,429
E. Commission on Higher Education	46,892,007	160,000	-	160,000	47,052,007
F. Commission on the Filipino Language	73,314	19,814	-	19,814	93,128
G. Dangerous Drugs Board	334,654	-	-	-	334,654
H. Energy Regulatory Commission	884,118	4,275	-	4,275	888,393
I. Film Development Council of the Philippines	195,483	20,000	-	20,000	215,483
J. Games and Amusements Board	131,118	-	-	-	131,118
K. Governance Commission for Government-Owned or Controlled Corporations	202,765	-	-	-	202,765
L. Marawi Compensation Board	1,111,954	20,000	-	20,000	1,131,954
M. Mindanao Development Authority	205,647	99,244	-	99,244	304,891
N. Movie and Television Review and Classification Board	44,876	-	-	-	44,876
O. National Commission for Culture and the Arts	1,151,536	304,457	-	304,457	1,455,993
O.1 National Commission for Culture and the Arts (Proper)	57,570	175,000	-	175,000	232,570
O.2 National Historical Commission of the Philippines	250,779	67,373	-	67,373	318,152
O.3 National Library of the Philippines	177,153	55,372	-	55,372	232,525
O.4 National Archives of the Philippines	666,034	6,712	-	6,712	672,746
P. National Commission of Senior Citizens	76,599	3,300	-	3,300	79,899
Q. National Intelligence Coordinating Agency	1,732,267	200,000	-	200,000	1,932,267
R. National Security Council	729,278	100,611	-	100,611	829,889
S. Office of the Presidential Adviser on Peace, Reconciliation and Unity	6,997,185	51,560	(51,560)	-	6,997,185
T. Optical Media Board	64,240	-	-	-	64,240
U. Philippine Competition Commission	442,286	110,866	-	110,866	553,152
V. Philippine Drug Enforcement Agency	3,694,375	380,325	-	380,325	4,074,700
W. Philippine Racing Commission	183,232	-	-	-	183,232
X. Philippine Space Agency	1,642,455	108,000	-	108,000	1,750,455
Y. Philippine Sports Commission	374,310	500,000	-	500,000	874,310
Z. Presidential Legislative Liaison Office	98,851	40,000	-	40,000	138,851
AA. Presidential Management Staff	812,968	-	-	-	812,968
<b>XXX. THE JUDICIARY</b>	<b>56,490,726</b>	<b>2,256,068</b>	<b>-</b>	<b>2,256,068</b>	<b>58,746,794</b>
A. Supreme Court of the Philippines and the Lower Courts	49,573,890	1,286,000	-	1,286,000	50,859,890
B. Presidential Electoral Tribunal	165,667	-	-	-	165,667
C. Sandiganbayan	2,203,694	448,196	-	448,196	2,651,890
D. Court of Appeals	3,809,992	234,000	-	234,000	4,043,992
E. Court of Tax Appeals	737,483	287,872	-	287,872	1,025,355

Department/Agency/Corporation/Fund	FY 2024 General Appropriations Bill (HB No. 8980)	COMMITTEE REPORT			FY 2024 SV Committee Report on HB No. 8980
		Total Changes			
		Increase	Decrease	Net Change	
XXXI. CIVIL SERVICE COMMISSION	2,043,537	95,200	-	95,200	2,138,737
A. Civil Service Commission	1,952,757	95,200	-	95,200	2,047,957
B. Career Executive Service Board	90,780	-	-	-	90,780
XXXII. COMMISSION ON AUDIT	12,724,677	805,693	-	805,693	13,530,370
XXXIII. COMMISSION ON ELECTIONS	27,133,801	500,000	-	500,000	27,633,801
XXXIV. OFFICE OF THE OMBUDSMAN	5,034,721	-	-	-	5,034,721
XXXV. COMMISSION ON HUMAN RIGHTS	971,190	5,000	(3,000)	2,000	973,190
A. Commission on Human Rights	932,342	5,000	(3,000)	2,000	934,342
B. Human Rights Violations Victims' Memorial Commission	38,848	-	-	-	38,848
<b>SPECIAL PURPOSE FUNDS</b>	<b>630,146,778</b>	<b>33,744,302</b>	<b>(40,310,000)</b>	<b>(6,565,698)</b>	<b>623,581,080</b>
XXXVI. BUDGETARY SUPPORT TO GOVERNMENT CORPORATIONS	230,765,685	2,738,422	(40,310,000)	(37,571,578)	193,194,107
A. DEPARTMENT OF AGRICULTURE	101,551,827	560,000	(40,310,000)	(39,750,000)	61,801,827
A.1 National Dairy Authority	272,374	250,000	-	250,000	522,374
A.2 National Food Authority	9,000,000	-	-	-	9,000,000
A.3 National Irrigation Administration	81,320,329	310,000	(40,310,000)	(40,000,000)	41,320,329
A.4 Philippine Coconut Authority	3,175,717	-	-	-	3,175,717
A.5 Philippine Fisheries Development Authority	6,037,082	-	-	-	6,037,082
A.6 Philippine Rice Research Institute	746,325	-	-	-	746,325
A.7 Sugar Regulatory Administration	1,000,000	-	-	-	1,000,000
B. DEPARTMENT OF ENERGY	3,713,921	-	-	-	3,713,921
B.1 National Electrification Administration	2,397,500	-	-	-	2,397,500
B.2 National Power Corporation	1,316,421	-	-	-	1,316,421
C. DEPARTMENT OF ENVIRONMENT AND NATURAL RESOURCES	532,824	-	-	-	532,824
C.1 Local Water Utilities Administration	364,427	-	-	-	364,427
C.2 Metropolitan Waterworks and Sewerage System - Regulatory Office	168,397	-	-	-	168,397
D. DEPARTMENT OF FINANCE	4,529,799	20,000	-	20,000	4,549,799
D.1 Philippine Crop Insurance Corporation	4,500,000	-	-	-	4,500,000
D.2 Philippine Tax Academy	29,799	20,000	-	20,000	49,799
E. DEPARTMENT OF HEALTH	108,679,485	1,232,564	-	1,232,564	109,912,049
E.1 Lung Center of the Philippines	1,061,107	130,000	-	130,000	1,191,107
E.2 National Kidney and Transplant Institute	1,743,490	202,564	-	202,564	1,946,054
E.3 Philippine Children's Medical Center	1,865,587	490,000	-	490,000	2,355,587
E.4 Philippine Health Insurance Corporation	101,514,633	-	-	-	101,514,633
E.5 Philippine Heart Center	2,320,814	410,000	-	410,000	2,730,814
E.6 Philippine Institute of Traditional Alternative Health Care	173,854	-	-	-	173,854
F. DEPARTMENT OF HUMAN SETTLEMENTS AND URBAN DEVELOPMENT	2,952,891	-	-	-	2,952,891
F.1 National Housing Authority	2,450,000	-	-	-	2,450,000
F.2 Social Housing Finance Corporation	502,891	-	-	-	502,891
G. DEPARTMENT OF TOURISM	400,000	30,000	-	30,000	430,000
G.1 Tourism Infrastructure and Enterprise Zone Authority		20,000	-	20,000	20,000
G.2 Tourism Promotions Board	400,000	10,000	-	10,000	410,000
H. DEPARTMENT OF TRADE AND INDUSTRY	1,728,828	-	-	-	1,728,828
H.1 Aurora Pacific Economic Zone and Freeport Authority	47,671	-	-	-	47,671
H.2 Center for International Trade Expositions and Missions	181,157	-	-	-	181,157
H.3 Small Business Corporation	1,500,000	-	-	-	1,500,000
I. DEPARTMENT OF TRANSPORTATION	1,516,884	-	-	-	1,516,884
I.1 Davao International Airport Authority	121,052	-	-	-	121,052
I.2 Light Rail Transit Authority	864,395	-	-	-	864,395
I.3 Philippine National Railways	531,437	-	-	-	531,437

Department/Agency/Corporation/Fund	FY 2024 General Appropriations Bill (HB No. 8980)	COMMITTEE REPORT			FY 2024 SV Committee Report on HB No. 8980
		Total Changes			
		Increase	Decrease	Net Change	
J. NATIONAL ECONOMIC AND DEVELOPMENT AUTHORITY	222,452	25,000	-	25,000	247,452
J.1 Philippine Institute for Development Studies	222,452	25,000	-	25,000	247,452
K. PRESIDENTIAL COMMUNICATIONS OFFICE	203,914	250,000	-	250,000	453,914
K.1 Intercontinental Broadcasting Corporation		250,000	-	250,000	250,000
K.2 People's Television Network, Incorporated	203,914	-	-	-	203,914
L. OTHER EXECUTIVE OFFICES	4,704,254	620,858	-	620,858	5,325,112
L.1 Authority of the Freeport Area of Bataan	140,000	-	-	-	140,000
L.2 Bases Conversion Development Authority	2,101,865	200,000	-	200,000	2,301,865
L.3 Cagayan Economic Zone Authority	500,000	-	-	-	500,000
L.4 Credit Information Corporation	-	30,000	-	30,000	30,000
L.5 Cultural Center of the Philippines	357,151	65,000	-	65,000	422,151
L.6 Development Academy of the Philippines	586,353	60,000	-	60,000	646,353
L.7 Philippine Center for Economic Development	28,258	-	-	-	28,258
L.8 Philippine Deposit Insurance Corporation		58,340	-	58,340	58,340
L.9 Philippine Postal Corporation		70,000	-	70,000	70,000
L.10 Southern Philippines Development Authority	80,029	117,518	-	117,518	197,547
L.11 Subic Bay Metropolitan Authority	661,010	20,000	-	20,000	681,010
L.12 Zamboanga City Special Economic Zone Authority	249,588	-	-	-	249,588
M. BUDGETARY SUPPORT TO GOVERNMENT CORPORATIONS - OTHERS	28,606	-	-	-	28,606
XXXVII. ALLOCATIONS TO LOCAL GOVERNMENT UNITS	66,439,838	-	-	-	66,439,838
A. Metropolitan Manila Development Authority	4,129,277	-	-	-	4,129,277
B. Special Shares of LGUs in the Proceeds of National Taxes	34,643,787	-	-	-	34,643,787
C. Local Government Support Fund	16,759,500	-	-	-	16,759,500
D. Special Shares of LGUs in the Proceeds of Fire Code Fees	774,315	-	-	-	774,315
E. Barangay Officials Death Benefits	50,000	-	-	-	50,000
F. Bangsamoro Autonomous Region in Muslim Mindanao (BARMM)	10,082,959	-	-	-	10,082,959
XXXVIII. CONTINGENT FUND	13,000,000	-	-	-	13,000,000
XXXIX. MISCELLANEOUS PERSONNEL BENEFITS FUND	65,734,429	31,005,880	-	31,005,880	96,740,309
XL. NATIONAL DISASTER RISK REDUCTION AND MANAGEMENT FUND	21,000,000	-	-	-	21,000,000
XLI. PENSION AND GRATUITY FUND	183,206,826	-	-	-	183,206,826
XLII. REVISED AFP MODERNIZATION PROGRAM	50,000,000	-	-	-	50,000,000
<b>TOTAL PROGRAMMED NEW APPROPRIATIONS</b>	<b>4,019,768,192</b>	<b>86,892,240</b>	<b>(86,892,240)</b>	<b>-</b>	<b>4,019,768,192</b>
XLIII. UNPROGRAMMED APPROPRIATIONS	281,908,056	23,584,831	(23,584,831)	-	281,908,056
<b>TOTAL NEW APPROPRIATIONS</b>	<b>4,301,676,248</b>	<b>110,477,071</b>	<b>(110,477,071)</b>	<b>-</b>	<b>4,301,676,248</b>
<b>BUDGETS OF DOE-ATTACHED CORPORATIONS</b>					
I. National Electrification Administration	4,666,928	-	-	-	4,666,928
II. National Power Corporation	41,436,439	-	-	-	41,436,439
III. Philippine National Oil Company	1,958,596	-	-	-	1,958,596
<b>Total</b>	<b>48,061,963</b>	<b>-</b>	<b>-</b>	<b>-</b>	<b>48,061,963</b>