

STATEMENT OF ALLOTMENT, OBLIGATIONS AND BALANCES

As of January 31, 2016

(Summary by Source)

DEPARTMENT

Agency: SENATE

Fund: General

Allotment Class / Object of Expenditure (1)	Code	Allotment Received (2)	Obligations Incurred		Unobligated Balance of Allotment (5) = (2) - (4)	REMARKS (6)
			This Report (3)	To Date (4)		
PROGRAM A1 & A2						
SECRETARIAT AND LEGISLATIVE PROPER SERVICES						
CURRENT OPERATING EXPENDITURES						
Personal Services						
Salaries - Itemized Position	50101010	860,451,704.65	57,044,620.00	57,044,620.00	803,407,084.65	
Salaries & Wages - Unfilled Position	50101010-A	48,131,000.00			48,131,000.00	
Casual Wages	50101020-01	51,000,000.00	3,770,914.06	3,770,914.06	47,229,085.94	
Contractual Wages	50101020-02	13,650,000.00	1,022,504.00	1,022,504.00	12,627,496.00	
PERA	50102010	53,380,000.00	3,486,454.54	3,486,454.54	49,893,545.46	
Representation Allowance (RA)	50102020	13,370,000.00	986,500.00	986,500.00	12,383,500.00	
Transportation Allowance (TA)	50102030	12,870,000.00	873,500.00	873,500.00	11,996,500.00	
Clothing/Uniform Allowance	50102040	10,100,000.00			10,100,000.00	
Health Workers Benefits	50102060	600,000.00			600,000.00	
Productivity Incentive Benefits	50102080	6,100,000.00			6,100,000.00	
Honoraria	50102100	900,000.00			900,000.00	
Longevity Pay	50102120	58,570,000.00			58,570,000.00	
Overtime Services	50102130	26,500,000.00	2,709,113.09	2,709,113.09	23,790,886.91	
Year-End Bonus	50102140	63,300,000.00			63,300,000.00	
Cash Gift	50102150	9,900,000.00			9,900,000.00	
Other Bonuses and Allowances	50102990	134,003,016.00	106,000.00	106,000.00	133,897,016.00	
Provident Fund Contributions (SEF)	50103050	16,400,000.00	1,078,308.28	1,078,308.28	15,321,691.72	
Retirement Benefits - Civilians	50104020	16,500,000.00			16,500,000.00	
Terminal Leave	50104030	70,500,000.00	1,047,593.52	1,047,593.52	69,452,406.48	
Other Personnel Benefits	50104990	395,830,000.00	29,186,799.03	29,186,799.03	366,643,200.97	
Total Personal Services		1,862,055,720.65	101,312,306.52	101,312,306.52	1,760,743,414.13	
Personal Services						
GSIS Contribution	50103010	98,606,000.00	7,314,747.25	7,314,747.25	91,291,252.75	
Pag-Ibig Contribution	50103020	3,840,000.00	174,000.00	174,000.00	3,666,000.00	
PhilHealth Contribution	50103030	8,182,000.00	479,475.00	479,475.00	7,702,525.00	

Allotment Class / Object of Expenditure (1)	Code	Allotment Received (2)	Obligations Incurred		Unobligated Balance of Allotment (5) = (2) - (4)	REMARKS (6)
			This Report (3)	To Date (4)		
ECC Contribution	50103040	3,840,000.00	174,700.00	174,700.00	3,665,300.00	
Total Personal Services		114,468,000.00	8,142,922.25	8,142,922.25	106,325,077.75	
Total Personal Services		1,976,523,720.65	109,455,228.77	109,455,228.77	1,867,068,491.88	
Maintenance and Other Operating Expenses						
Travelling Expenses - Local	50201010	213,269,506.78	13,255,232.75	13,255,232.75	200,014,274.03	
Travelling Expenses - Foreign	50201020	29,306,134.00	251,220.00	251,220.00	29,054,914.00	
Training Expenses	50202010	2,746,000.00	114,895.00	114,895.00	2,631,105.00	
Office Supplies Expenses	50203010	36,198,878.00	358,155.00	358,155.00	35,840,723.00	
Accountable Forms Expenses	50203020	800,000.00			800,000.00	
Medical, Dental & Lab. Supplies Expenses	50203080	500,000.00			500,000.00	
Fuel, Oil & Lubricants Expenses	50203090	5,000,000.00	70,920.00	70,920.00	4,929,080.00	
Military, Police & Traffic Supplies Exp.	50203120	600,000.00			600,000.00	
Semi-Expendable Machinery	50203210	4,700,000.00			4,700,000.00	
Semi-Expendable Furniture & Fixture	50203220	800,000.00			800,000.00	
Other Supplies Expenses	50203990	16,869,467.00	159,448.00	159,448.00	16,710,019.00	
Water Expenses	50204010	11,075,216.00	14,713.35	14,713.35	11,060,502.65	
Electricity Expenses	50204020	45,584,533.00	128,503.33	128,503.33	45,456,029.67	
Postage & Deliveries Expenses	50205010	301,000.00	1,000.00	1,000.00	300,000.00	
Telephone and Mobile Expense	50205020	33,645,631.00	428,721.26	428,721.26	33,216,909.74	
Internet Expenses	50205030	9,435,126.00	273,880.00	273,880.00	9,161,246.00	
Cable, Radio, Sattelite Expenses	50205040	2,502,000.00	2,000.00	2,000.00	2,500,000.00	
Extraordinary and Miscellaneous Expenses	50210030	307,229,594.11	19,836,923.00	19,836,923.00	287,392,671.11	
Legal Services	50211010	300,000.00			300,000.00	
Auditing Expenses	50211020	2,800,000.00	156,725.25	156,725.25	2,643,274.75	
Consultancy Services	50211030	156,433,626.25	4,197,924.00	4,197,924.00	152,235,702.25	
Other Professional Services	50211990	3,600,000.00			3,600,000.00	
Environment/Sanitary Services	50212010	500,000.00	116,400.00	116,400.00	383,600.00	
Janitorial Services	50212020	32,500,000.00			32,500,000.00	
Security Services	50212030	4,500,000.00	326,026.40	326,026.40	4,173,973.60	
Other General Services	50212990	500,000.00			500,000.00	
Repair & Maint. - Office Bldgs.	50213040-01	1,500,000.00			1,500,000.00	
Repair & Maint. - Other Structure	50213040-99	500,000.00			500,000.00	
Repair & Maint. - Office Equip.	50213050-02	1,200,000.00			1,200,000.00	
Repair & Maint. - IT Equipment	50213050-03	1,200,000.00			1,200,000.00	
Repair & Maint. - Communication Eqpt.	50213050-07	1,500,000.00			1,500,000.00	
Repair & Maint.-Fire Equipment	50213050-09	500,000.00			500,000.00	
Repair & Maint. - Medical, Dental, etc.	50213050-11	500,000.00			500,000.00	

Allotment Class / Object of Expenditure (1)	Code	Allotment Received (2)	Obligations Incurred		Unobligated Balance of Allotment (5) = (2) - (4)	REMARKS (6)
			This Report (3)	To Date (4)		
Repair & Maint. - Motor Vehicle	50213060-01	2,560,000.00	256,159.20	256,159.20	2,303,840.80	
Repair & Maint. - Furn. & Fixtures	50213070	1,200,000.00			1,200,000.00	
Repair & Maint. - Other Property, etc.	50213990	3,500,000.00			3,500,000.00	
Taxes, Duties and Licenses	50215010	750,000.00			750,000.00	
Fidelity Bond Premium	50215020	750,000.00			750,000.00	
Insurance Premiums	50215030	2,300,000.00	41,244.56	41,244.56	2,258,755.44	
Advertisement Expenses	50299010	2,500,000.00			2,500,000.00	
Printing & Binding Expenses	50299020	3,500,000.00			3,500,000.00	
Representation Expenses	50299030	89,588,813.47	4,771,669.87	4,771,669.87	84,817,143.60	
Transportation & Delivery Expenses	50299040	500,000.00			500,000.00	
Rent Expenses	50299050	224,700,491.71	37,671,696.02	37,671,696.02	187,028,795.69	
Membership Dues & Contribution to Orgns	50299060	1,947,000.00			1,947,000.00	
Subscription Expenses	50299070	20,155,077.68	2,082,521.00	2,082,521.00	18,072,556.68	
Other Maintenance and Other Operating Expenses	50299990	425,911,184.35	36,611,199.85	36,611,199.85	389,299,984.50	
Total Maintenance and Other Operating Expenses		1,708,459,279.35	121,127,177.84	121,127,177.84	1,587,332,101.51	
Capital Outlays						
Office Buildings	10604010	12,550,000.00			12,550,000.00	
Office Equipment	10605020	8,600,000.00			8,600,000.00	
IT Equipment	10605030	7,950,000.00			7,950,000.00	
Communication Equipment	10605070	800,000.00			800,000.00	
Firefighting Equipment & Accessories	10605090-01	1,500,000.00			1,500,000.00	
Military, Police & Security Equipment	10605100	1,800,000.00			1,800,000.00	
Medical, Dental & Laboratory Equipment	10605110	800,000.00			800,000.00	
Printing Equipment	10605120	500,000.00			500,000.00	
Sports Equipment	10605130	500,000.00			500,000.00	
Motor Vehicles	10606010	12,300,000.00			12,300,000.00	
Furniture & Fixture Equipment	10607010	2,800,000.00			2,800,000.00	
Library Books	10607020	2,500,000.00			2,500,000.00	
Other Property, etc.	10699990	6,500,000.00			6,500,000.00	
Computer Software	10801020	2,800,000.00			2,800,000.00	
Total Capital Outlays		61,900,000.00			61,900,000.00	
Total Current Operating Expenditures		3,746,883,000.00	230,582,406.61	230,582,406.61	3,516,300,593.39	
TOTAL CURRENT OPERATING EXPENDITURES		3,746,883,000.00	230,582,406.61	230,582,406.61	3,516,300,593.39	

CONTINUING APPROPRIATIONS

Allotment Class / Object of Expenditure (1)	Code	Allotment Received (2)	Obligations Incurred		Unobligated Balance of Allotment (5) = (2) - (4)	REMARKS (6)
			This Report (3)	To Date (4)		
REGULAR						
Maintenance and Other Operating Expenses						
Travelling Expenses - Local	50201010	65,828,629.21			65,828,629.21	
Travelling Expenses - Foreign	50201020	15,728,459.29			15,728,459.29	
Office Supplies Expenses	50203010	11,129,742.85			11,129,742.85	
Other Supplies Expenses	50203990	4,600,342.16			4,600,342.16	
Water Expenses	50204010	77,929.86			77,929.86	
Electricity Expenses	50204020	17,676,130.83			17,676,130.83	
Postage & Deliveries Expenses	50205010	25,000.00			25,000.00	
Telephone and Mobile Expense	50205020	14,052,164.44			14,052,164.44	
Internet Expenses	50205030	2,887,008.72			2,887,008.72	
Cable, Radio, Sattelite Expenses	50205040	9,480.00			9,480.00	
Extraordinary and Miscellaneous Expenses	50210030	76,896,927.43			76,896,927.43	
Legal Services	50211010	5,000.00			5,000.00	
Consultancy Services	50211030	141,918,107.73			141,918,107.73	
Representation Expenses	50299030	21,778,884.50			21,778,884.50	
Rent Expenses	50299050	6,264,700.42			6,264,700.42	
Subscription Expenses	50299070	3,261,209.23			3,261,209.23	
Other Maintenance and Other Operating Expenses	50299990	96,457,641.54			96,457,641.54	
Total Maintenance and Other Operating Expenses		478,597,358.21			478,597,358.21	
Capital Outlays						
Office Equipment	10605020	4,551,295.52			4,551,295.52	
IT Equipment	10605030	4,428,491.94			4,428,491.94	
Communication Equipment	10605070	253,590.16			253,590.16	
Firefighting Equipment & Accessories	10605090-01	100,610.00			100,610.00	
Military, Police & Security Equipment	10605100	183,311.12			183,311.12	
Medical, Dental & Laboratory Equipment	10605110	187,000.00			187,000.00	
Motor Vehciles	10606010	4,800,000.00			4,800,000.00	
Furniture & Fixture Equipment	10607010	201,032.73			201,032.73	
Library Books	10607020	100,515.61			100,515.61	
Other Property, etc.	10699990	351,628.41			351,628.41	
Computer Software	10801020	281,904.00			281,904.00	
Total Capital Outlays		15,439,379.49			15,439,379.49	
Total Continuing Appropriations Regular		494,036,737.70			494,036,737.70	

Allotment Class / Object of Expenditure (1)	Code	Allotment Received (2)	Obligations Incurred		Unobligated Balance of Allotment (5) = (2) - (4)	REMARKS (6)
			This Report (3)	To Date (4)		
TOTAL CONTINUING APPROPRIATIONS		494,036,737.70			494,036,737.70	
TOTAL PROPER AND SECRETARIAT		4,240,919,737.70	230,582,406.61	230,582,406.61	4,010,337,331.09	
PROGRAM B - LOCALLY FUNDED PROJECTS Technical, Studies on the Economy, Taxation, Energy, Environment, banking, Agriculture, Transportation CURRENT OPERATING EXPENDITURES						
Maintenance and Other Operating Expenses						
Research Exploration & Devt Expense	50207020	69,356,000.00			69,356,000.00	
Total Maintenance and Other Operating Expenses		69,356,000.00			69,356,000.00	
Total Current Operating Expenditures		69,356,000.00			69,356,000.00	
TOTAL CURRENT OPERATING EXPENDITURES		69,356,000.00			69,356,000.00	
CONTINUING APPROPRIATIONS REGULAR						
Maintenance and Other Operating Expenses						
Research Exploration & Devt Expense	50207020	69,356,000.00			69,356,000.00	
Total Maintenance and Other Operating Expenses		69,356,000.00			69,356,000.00	
Total Continuing Appropriations Regular		69,356,000.00			69,356,000.00	
TOTAL CONTINUING APPROPRIATIONS		69,356,000.00			69,356,000.00	
TOTAL LOCALLY FUNDED PROJECTS		138,712,000.00			138,712,000.00	
GRAND TOTAL		4,379,631,737.70	230,582,406.61	230,582,406.61	4,149,049,331.09	

Certified Correct:


RENATO B. CHUA
 Chief, Legislative Budget Service

Submitted By:


ATTY. OSCAR G. YABES
 Senate Secretary

STATEMENT OF ALLOTMENT, OBLIGATIONS AND BALANCES

As of February 29, 2016

(Summary by Source)

DEPARTMENT

Agency: SENATE

Fund: General

Allotment Class / Object of Expenditure (1)	Code	Allotment Received (2)	Obligations Incurred		Unobligated Balance of Allotment (5) = (2) - (4)	REMARKS (6)
			This Report (3)	To Date (4)		
PROGRAM A1 & A2						
SECRETARIAT AND LEGISLATIVE PROPER SERVICES						
CURRENT OPERATING EXPENDITURES						
Personal Services						
Salaries - Itemized Position	50101010	853,758,849.67	56,775,700.99	113,820,320.99	739,938,528.68	
Salaries & Wages - Unfilled Position	50101010-A	48,131,000.00			48,131,000.00	
Casual Wages	50101020-01	51,000,000.00	3,767,184.00	7,538,098.06	43,461,901.94	
Contractual Wages	50101020-02	13,650,000.00	890,390.96	1,912,894.96	11,737,105.04	
PERA	50102010	53,224,000.00	3,456,363.64	6,942,818.18	46,281,181.82	
Representation Allowance (RA)	50102020	13,376,000.00	1,004,500.00	1,991,000.00	11,385,000.00	
Transportation Allowance (TA)	50102030	12,876,000.00	891,500.00	1,765,000.00	11,111,000.00	
Clothing/Uniform Allowance	50102040	10,100,000.00	8,610,000.00	8,610,000.00	1,490,000.00	
Health Workers Benefits	50102060	600,000.00	18,300.00	18,300.00	581,700.00	
Productivity Incentive Benefits	50102080	6,100,000.00	5,055,000.00	5,055,000.00	1,045,000.00	
Honoraria	50102100	900,000.00	3,375.00	3,375.00	896,625.00	
Longevity Pay	50102120	58,570,000.00			58,570,000.00	
Overtime Services	50102130	26,500,000.00	1,185,771.76	3,894,884.85	22,605,115.15	
Year-End Bonus	50102140	63,300,000.00			63,300,000.00	
Cash Gift	50102150	9,900,000.00			9,900,000.00	
Other Bonuses and Allowances	50102990	129,503,016.00	105,967.74	211,967.74	129,291,048.26	
Provident Fund Contributions (SEF)	50103050	16,400,000.00	1,075,429.76	2,153,738.04	14,246,261.96	
Retirement Benefits - Civilians	50104020	16,500,000.00			16,500,000.00	
Terminal Leave	50104030	70,500,000.00	1,609,581.52	2,657,175.04	67,842,824.96	
Other Personnel Benefits	50104990	400,306,000.00	6,180,593.65	35,367,392.68	364,938,607.32	
Total Personal Services		1,855,194,865.67	90,629,659.02	191,941,965.54	1,663,252,900.13	

Allotment Class / Object of Expenditure (1)	Code	Allotment Received (2)	Obligations Incurred		Unobligated Balance of Allotment (5) = (2) - (4)	REMARKS (6)
			This Report (3)	To Date (4)		
Personal Services						
GSIS Contribution	50103010	98,606,000.00	7,329,906.28	14,644,653.53	83,961,346.47	
Pag-Ibig Contribution	50103020	3,840,000.00	175,300.00	349,300.00	3,490,700.00	
PhilHealth Contribution	50103030	8,182,000.00	464,737.50	944,212.50	7,237,787.50	
ECC Contribution	50103040	3,840,000.00	176,300.00	351,000.00	3,489,000.00	
Total Personal Services		114,468,000.00	8,146,243.78	16,289,166.03	98,178,833.97	
Total Personal Services		1,969,662,865.67	98,775,902.80	208,231,131.57	1,761,431,734.10	
Maintenance and Other Operating Expenses						
Travelling Expenses - Local	50201010	211,745,321.15	13,257,363.47	26,512,596.22	185,232,724.93	
Travelling Expenses - Foreign	50201020	29,306,134.00	359,119.82	610,339.82	28,695,794.18	
Training Expenses	50202010	2,791,000.00	70,200.00	185,095.00	2,605,905.00	
Office Supplies Expenses	50203010	35,789,398.00	378,446.00	736,601.00	35,052,797.00	
Accountable Forms Expenses	50203020	801,080.00	1,080.00	1,080.00	800,000.00	
Medical,Dental & Lab. Supplies Expenses	50203080	500,000.00			500,000.00	
Fuel, Oil & Lubricants Expenses	50203090	5,000,000.00	103,012.96	173,932.96	4,826,067.04	
Military, Police & Traffic Supplies Exp.	50203120	600,000.00			600,000.00	
Semi-Expendable Machinery	50203210-01	100,000.00			100,000.00	
Semi-Expendable Office Equipment	50203210-02	500,000.00			500,000.00	
Semi-Expendable ICT Equipment	50203210-03	500,000.00			500,000.00	
Semi-Expendable Communication Equipment	50203210-07	300,000.00			300,000.00	
Semi-Expendable Disaster Response & Resc	50203210-08	100,000.00			100,000.00	
Semi-Expendable Military,Police & Securi	50203210-09	100,000.00			100,000.00	
Semi-Expendable Medical Equipment	50203210-10	100,000.00			100,000.00	
Semi-Expendable Printing Equipment	50203210-11	100,000.00			100,000.00	
Semi-Expendable Sports Equipment	50203210-12	300,000.00			300,000.00	
Semi-Expendable Other Machinery & Equipm	50203210-99	2,600,000.00			2,600,000.00	
Semi-Expendable Furniture & Fixture	50203220-01	500,000.00			500,000.00	
Semi-Expendable Books	50203220-02	300,000.00			300,000.00	
Other Supplies Expenses	50203990	16,676,354.00	184,818.00	344,266.00	16,332,088.00	
Water Expenses	50204010	11,041,728.00	1,037,634.12	1,052,347.47	9,989,380.53	
Electricity Expenses	50204020	45,408,714.00	3,726,680.10	3,855,183.43	41,553,530.57	
Postage & Deliveries Expenses	50205010	372,100.00	71,100.00	72,100.00	300,000.00	
Telephone and Mobile Expense	50205020	33,220,864.98	1,093,350.62	1,522,071.88	31,698,793.10	
Internet Expenses	50205030	9,523,806.00	438,763.40	712,643.40	8,811,162.60	

Allotment Class / Object of Expenditure (1)	Code	Allotment Received (2)	Obligations Incurred		Unobligated Balance of Allotment (5) = (2) - (4)	REMARKS (6)
			This Report (3)	To Date (4)		
Cable, Radio, Sattelite Expenses	50205040	2,504,000.00		2,000.00	2,502,000.00	
Extraordinary and Miscellaneous Expenses	50210030	309,955,982.11	20,463,018.00	40,299,941.00	269,656,041.11	
Legal Services	50211010	300,000.00			300,000.00	
Auditing Expenses	50211020	2,800,000.00	23,103.03	179,828.28	2,620,171.72	
Consultancy Services	50211030	159,685,772.93	12,578,824.10	16,776,748.10	142,909,024.83	
Other Professional Services	50211990	3,600,000.00			3,600,000.00	
Environment/Sanitary Services	50212010	500,000.00		116,400.00	383,600.00	
Janitorial Services	50212020	32,500,000.00	2,408,542.51	2,408,542.51	30,091,457.49	
Security Services	50212030	4,500,000.00	326,026.40	652,052.80	3,847,947.20	
Other General Services	50212990	500,000.00			500,000.00	
Repair & Maint. - Office Bldgs.	50213040-01	1,500,000.00			1,500,000.00	
Repair & Maint. - Other Structure	50213040-99	500,000.00			500,000.00	
Repair & Maint. - Office Equip.	50213050-02	1,200,000.00			1,200,000.00	
Repair & Maint. - IT Equipment	50213050-03	1,200,000.00			1,200,000.00	
Repair & Maint. - Communication Eqpt.	50213050-07	1,500,000.00			1,500,000.00	
Repair & Maint.-Fire Equipment	50213050-09	500,000.00			500,000.00	
Repair & Maint. - Medical, Dental, etc.	50213050-11	500,000.00			500,000.00	
Repair & Maint. - Motor Vehicle	50213060-01	2,620,000.00	65,832.95	321,992.15	2,298,007.85	
Repair & Maint. - Furn. & Fixtures	50213070	1,200,000.00			1,200,000.00	
Repair & Maint. - Other Property, etc.	50213990	3,500,000.00	344,096.48	344,096.48	3,155,903.52	
Taxes, Duties and Licenses	50215010	750,000.00			750,000.00	
Fidelity Bond Premium	50215020	750,000.00	100,875.00	100,875.00	649,125.00	
Insurance Premiums	50215030	2,300,000.00	18,180.83	59,425.39	2,240,574.61	
Advertisement Expenses	50299010	2,500,000.00			2,500,000.00	
Printing & Binding Expenses	50299020	3,500,000.00			3,500,000.00	
Representation Expenses	50299030	89,973,094.81	4,692,106.92	9,463,776.79	80,509,318.02	
Transportation & Delivery Expenses	50299040	500,000.00			500,000.00	
Rent Expenses	50299050	222,067,057.71	1,600,926.20	39,272,622.22	182,794,435.49	
Membership Dues & Contribution to Orgns	50299060	1,947,000.00	772,426.18	772,426.18	1,174,573.82	
Subscription Expenses	50299070	19,904,779.36	462,073.00	2,544,594.00	17,360,185.36	
Other Maintenance and Other Operating Ex	50299990	431,785,947.28	36,179,487.04	72,790,686.89	358,995,260.39	
Total Maintenance and Other Operating Expenses		1,715,320,134.33	100,757,087.13	221,884,264.97	1,493,435,869.36	
Capital Outlays						

Allotment Class / Object of Expenditure (1)	Code	Allotment Received (2)	Obligations Incurred		Unobligated Balance of Allotment (5) = (2) - (4)	REMARKS (6)
			This Report (3)	To Date (4)		
Office Buildings	10604010	12,550,000.00			12,550,000.00	
Office Equipment	10605020	8,600,000.00	100,000.00	100,000.00	8,500,000.00	
IT Equipment	10605030	7,950,000.00	100,000.00	100,000.00	7,850,000.00	
Communication Equipment	10605070	800,000.00			800,000.00	
Firefighting Equipment & Accessories	10605090-01	1,500,000.00			1,500,000.00	
Military, Police & Security Equipment	10605100	1,800,000.00			1,800,000.00	
Medical, Dental & Laboratory Equipment	10605110	800,000.00			800,000.00	
Printing Equipment	10605120	500,000.00			500,000.00	
Sports Equipment	10605130	500,000.00			500,000.00	
Motor Vehicles	10606010	12,300,000.00			12,300,000.00	
Furniture & Fixture Equipment	10607010	2,800,000.00			2,800,000.00	
Library Books	10607020	2,500,000.00			2,500,000.00	
Other Property, etc.	10698990	6,500,000.00	1,375.00	1,375.00	6,498,625.00	
Computer Software	10801020	2,800,000.00			2,800,000.00	
Total Capital Outlays		61,900,000.00	201,375.00	201,375.00	61,698,625.00	
Total Current Operating Expenditures		3,746,883,000.00	199,734,364.93	430,316,771.54	3,316,566,228.46	
TOTAL CURRENT OPERATING EXPENDITURES		3,746,883,000.00	199,734,364.93	430,316,771.54	3,316,566,228.46	
CONTINUING APPROPRIATIONS REGULAR						
Maintenance and Other Operating Expenses						
Travelling Expenses - Local	50201010	64,379,129.21			64,379,129.21	
Travelling Expenses - Foreign	50201020	15,714,748.35			15,714,748.35	
Office Supplies Expenses	50203010	10,655,405.11			10,655,405.11	
Other Supplies Expenses	50203990	3,912,515.51			3,912,515.51	
Water Expenses	50204010	77,929.86			77,929.86	
Electricity Expenses	50204020	17,676,130.83			17,676,130.83	
Postage & Deliveries Expenses	50205010	25,000.00			25,000.00	
Telephone and Mobile Expense	50205020	13,293,452.55	39,170.92	39,170.92	13,254,281.63	
Internet Expenses	50205030	2,598,498.91			2,598,498.91	
Cable, Radio, Sattelite Expenses	50205040	9,480.00			9,480.00	
Extraordinary and Miscellaneous Expenses	50210030	71,029,747.64			71,029,747.64	
Legal Services	50211010	5,000.00			5,000.00	


Allotment Class / Object of Expenditure (1)	Code	Allotment Received (2)	Obligations Incurred		Unobligated Balance of Allotment (5) = (2) - (4)	REMARKS (6)
			This Report (3)	To Date (4)		
Consultancy Services	50211030	157,051,980.29	4,470,629.96	4,470,629.96	152,581,350.33	
Representation Expenses	50299030	20,329,384.50			20,329,384.50	
Rent Expenses	50299050	5,835,395.16			5,835,395.16	
Subscription Expenses	50299070	3,001,209.23			3,001,209.23	
Other Maintenance and Other Operating Ex	50299990	93,002,351.06			93,002,351.06	
Total Maintenance and Other Operating Expenses		478,597,358.21	4,509,800.88	4,509,800.88	474,087,557.33	
Capital Outlays						
Office Equipment	10605020	4,551,295.52			4,551,295.52	
IT Equipment	10605030	4,428,491.94			4,428,491.94	
Communication Equipment	10605070	253,590.16			253,590.16	
Firefighting Equipment & Accessories	10605090-01	100,610.00			100,610.00	
Military, Police & Security Equipment	10605100	183,311.12			183,311.12	
Medical, Dental & Laboratory Equipment	10605110	187,000.00			187,000.00	
Motor Vehicles	10606010	4,800,000.00			4,800,000.00	
Furniture & Fixture Equipment	10607010	201,032.73			201,032.73	
Library Books	10607020	100,515.61			100,515.61	
Other Property, etc.	10698990	351,628.41			351,628.41	
Computer Software	10801020	281,904.00			281,904.00	
Total Capital Outlays		15,439,379.49			15,439,379.49	
Total Continuing Appropriations Regular		494,036,737.70	4,509,800.88	4,509,800.88	489,526,936.82	
TOTAL CONTINUING APPROPRIATIONS		494,036,737.70	4,509,800.88	4,509,800.88	489,526,936.82	
TOTAL PROPER AND SECRETARIAT		4,240,919,737.70	204,244,165.81	434,826,572.42	3,806,093,165.28	
PROGRAM B - LOCALLY FUNDED PROJECTS						
Technical, Studies on the Economy, Taxation, Energy, Environment, Banking, Agriculture, Transportation						
CURRENT OPERATING EXPENDITURES						
Maintenance and Other Operating Expenses						
Research, Exploration & Dev Exp.	50207020	69,356,000.00			69,356,000.00	
Total Maintenance and Other Operating Expenses		69,356,000.00			69,356,000.00	

Allotment Class / Object of Expenditure (1)	Code	Allotment Received (2)	Obligations Incurred		Unobligated Balance of Allotment (5) = (2) - (4)	REMARKS (6)
			This Report (3)	To Date (4)		
<i>Total Current Operating Expenditures</i>		69,356,000.00			69,356,000.00	
TOTAL LOCALLY-FUNDED PROJECTS		69,356,000.00			69,356,000.00	
CONTINUING APPROPRIATIONS REGULAR						
Maintenance and Other Operating Expenses						
Research, Exploration & Dev Exp.	50207020	69,356,000.00			69,356,000.00	
<i>Total Maintenance and Other Operating Expenses</i>		69,356,000.00			69,356,000.00	
<i>Total Continuing Appropriations Regular</i>		69,356,000.00			69,356,000.00	
TOTAL CONTINUING APPROPRIATIONS		69,356,000.00			69,356,000.00	
TOTAL PROGRAM B		138,712,000.00			138,712,000.00	
GRAND TOTAL		4,379,631,737.70	204,244,165.81	434,826,572.42	3,944,805,165.28	

Certified Correct:

Submitted By:


RENATO B. CHUA
 Chief, Legislative Budget Service
 


ATTY. OSCAR G. YABES
 Senate Secretary


STATEMENT OF ALLOTMENT, OBLIGATIONS AND BALANCES

As of March 31, 2016

(Summary by Source)

DEPARTMENT

Agency: SENATE

Fund: General

Allotment Class / Object of Expenditure (1)	Code	Allotment Received (2)	Obligations Incurred		Unobligated Balance of Allotment (5) = (2) - (4)	REMARKS (6)
			This Report (3)	To Date (4)		
PROGRAM A1 & A2						
SECRETARIAT AND LEGISLATIVE PROPER SERVICES						
CURRENT OPERATING EXPENDITURES						
Personal Services						
Salaries - Itemized Position	50101010	847,239,841.01	56,945,632.25	170,765,953.24	676,473,887.77	
Salaries & Wages - Unfilled Position	50101010-A	48,131,000.00			48,131,000.00	
Casual Wages	50101020-01	51,000,000.00	3,764,171.19	11,302,269.25	39,697,730.75	
Contractual Wages	50101020-02	13,650,000.00	949,370.00	2,862,264.96	10,787,735.04	
PERA	50102010	53,120,000.00	3,479,272.70	10,422,090.88	42,697,909.12	
Representation Allowance (RA)	50102020	13,382,000.00	985,500.00	2,976,500.00	10,405,500.00	
Transportation Allowance (TA)	50102030	12,882,000.00	872,500.00	2,637,500.00	10,244,500.00	
Clothing/Uniform Allowance	50102040	10,100,000.00		8,610,000.00	1,490,000.00	
Health Workers Benefits	50102060	600,000.00	17,350.00	35,650.00	564,350.00	
Productivity Incentive Benefits	50102080	6,100,000.00		5,055,000.00	1,045,000.00	
Honoraria	50102100	900,000.00	123,500.00	126,875.00	773,125.00	
Longevity Pay	50102120	58,570,000.00	26,290,575.34	26,290,575.34	32,279,424.66	
Overtime Services	50102130	26,500,000.00	1,916,244.56	5,811,129.41	20,688,870.59	
Year-End Bonus	50102140	63,300,000.00			63,300,000.00	
Cash Gift	50102150	9,900,000.00			9,900,000.00	
Other Bonuses and Allowances	50102990	129,503,016.00	105,800.00	317,767.74	129,185,248.26	
Provident Fund Contributions (SEF)	50103050	16,400,000.00	1,073,932.56	3,227,670.60	13,172,329.40	
Retirement Benefits - Civilians	50104020	16,500,000.00			16,500,000.00	
Terminal Leave	50104030	70,500,000.00	472,745.03	3,129,920.07	67,370,079.93	
Other Personnel Benefits	50104990	400,295,000.00	60,760,820.89	96,128,213.57	304,166,786.43	
Total Personal Services		1,848,572,857.01	157,757,414.52	349,699,380.06	1,498,873,476.95	
Personal Services						
GSIS Contribution	50103010	98,606,000.00	7,160,321.51	21,804,975.04	76,801,024.96	
Pag-Ibig Contribution	50103020	3,840,000.00	170,100.00	519,400.00	3,320,600.00	

Allotment Class / Object of Expenditure (1)	Code	Allotment Received (2)	Obligations Incurred		Unobligated Balance of Allotment (5) = (2) - (4)	REMARKS (6)
			This Report (3)	To Date (4)		
PhilHealth Contribution	50103030	8,182,000.00	487,137.50	1,431,350.00	6,750,650.00	
ECC Contribution	50103040	3,840,000.00	171,200.00	522,200.00	3,317,800.00	
Total Personal Services		114,468,000.00	7,988,759.01	24,277,925.04	90,190,074.96	
Total Personal Services		1,963,040,857.01	165,746,173.53	373,977,305.10	1,589,063,551.91	
Maintenance and Other Operating Expenses						
Travelling Expenses - Local	50201010	208,717,786.84	8,300,010.58	34,812,606.80	173,905,180.04	
Travelling Expenses - Foreign	50201020	29,306,134.00	148,687.50	759,027.32	28,547,106.68	
Training Expenses	50202010	2,847,155.70	97,855.70	282,950.70	2,564,205.00	
Office Supplies Expenses	50203010	35,104,878.19	114,136.75	850,737.75	34,254,140.44	
Accountable Forms Expenses	50203020	801,080.00		1,080.00	800,000.00	
Medical,Dental & Lab. Supplies Expenses	50203080	500,000.00			500,000.00	
Fuel, Oil & Lubricants Expenses	50203090	5,000,000.00	107,470.61	281,403.57	4,718,596.43	
Military, Police & Traffic Supplies Exp.	50203120	600,000.00			600,000.00	
Semi-Expendable Machinery	50203210-01	100,000.00			100,000.00	
Semi-Expendable Office Equipment	50203210-02	500,000.00			500,000.00	
Semi-Expendable ICT Equipment	50203210-03	500,000.00	155,058.00	155,058.00	344,942.00	
Semi-Expendable Communication Equipment	50203210-07	300,000.00			300,000.00	
Semi-Expendable Disaster Response & Resc	50203210-08	100,000.00			100,000.00	
Semi-Expendable Military,Police & Securi	50203210-09	100,000.00			100,000.00	
Semi-Expendable Medical Equipment	50203210-10	100,000.00			100,000.00	
Semi-Expendable Printing Equipment	50203210-11	100,000.00			100,000.00	
Semi-Expendable Sports Equipment	50203210-12	300,000.00			300,000.00	
Semi-Expendable Other Machinery & Equipm	50203210-99	2,600,000.00			2,600,000.00	
Semi-Expendable Furniture & Fixture	50203220-01	500,000.00			500,000.00	
Semi-Expendable Books	50203220-02	300,000.00	21,728.00	21,728.00	278,272.00	
Other Supplies Expenses	50203990	16,375,127.07	150,617.62	494,883.62	15,880,243.45	
Water Expenses	50204010	11,000,935.01	6,134.07	1,058,481.54	9,942,453.47	
Electricity Expenses	50204020	45,183,173.38	1,302,930.43	5,158,113.86	40,025,059.52	
Postage & Deliveries Expenses	50205010	397,967.00	25,867.00	97,967.00	300,000.00	
Telephone and Mobile Expense	50205020	32,718,351.96	487,975.16	2,010,047.04	30,708,304.92	
Internet Expenses	50205030	9,467,055.10	308,760.50	1,021,403.90	8,445,651.20	
Cable, Radio, Sattelite Expenses	50205040	2,513,740.00	822,180.00	824,180.00	1,689,560.00	
Extraordinary and Miscellaneous Expenses	50210030	313,521,026.84	19,745,396.67	60,045,337.67	253,475,689.17	
Legal Services	50211010	307,750.00	7,750.00	7,750.00	300,000.00	
Auditing Expenses	50211020	2,800,000.00	168,615.53	348,443.81	2,451,556.19	
Consultancy Services	50211030	160,803,541.53	8,325,573.14	25,102,321.24	135,701,220.29	

Allotment Class / Object of Expenditure (1)	Code	Allotment Received (2)	Obligations Incurred		Unobligated Balance of Allotment (5) = (2) - (4)	REMARKS (6)
			This Report (3)	To Date (4)		
Other Professional Services	50211990	3,600,000.00			3,600,000.00	
Environment/Sanitary Services	50212010	500,000.00		116,400.00	383,600.00	
Janitorial Services	50212020	32,500,000.00	2,408,542.51	4,817,085.02	27,682,914.98	
Security Services	50212030	4,500,000.00	326,026.40	978,079.20	3,521,920.80	
Other General Services	50212990	500,000.00			500,000.00	
Repair & Maint. - Office Bldgs.	50213040-01	1,500,000.00			1,500,000.00	
Repair & Maint. - Other Structure	50213040-99	500,000.00			500,000.00	
Repair & Maint. - Office Equip.	50213050-02	1,200,000.00			1,200,000.00	
Repair & Maint. - IT Equipment	50213050-03	1,200,000.00			1,200,000.00	
Repair & Maint. - Communication Eqpt.	50213050-07	1,500,000.00			1,500,000.00	
Repair & Maint.-Fire Equipment	50213050-09	500,000.00			500,000.00	
Repair & Maint. - Medical, Dental, etc.	50213050-11	500,000.00			500,000.00	
Repair & Maint. - Motor Vehicle	50213060-01	2,620,000.00	32,264.00	354,256.15	2,265,743.85	
Repair & Maint. - Furn. & Fixtures	50213070	1,200,000.00			1,200,000.00	
Repair & Maint. - Other Property, etc.	50213990	3,500,000.00	116,480.00	460,576.48	3,039,423.52	
Taxes, Duties and Licenses	50215010	750,000.00			750,000.00	
Fidelity Bond Premium	50215020	750,000.00		100,875.00	649,125.00	
Insurance Premiums	50215030	2,300,000.00	51,786.88	111,212.27	2,188,787.73	
Advertisement Expenses	50299010	2,500,000.00			2,500,000.00	
Printing & Binding Expenses	50299020	3,550,000.00	50,000.00	50,000.00	3,500,000.00	
Representation Expenses	50299030	90,249,067.24	4,460,366.87	13,924,143.66	76,324,923.58	
Transportation & Delivery Expenses	50299040	500,000.00			500,000.00	
Rent Expenses	50299050	218,888,536.72	40,440,620.86	79,713,243.08	139,175,293.64	
Membership Dues & Contribution to Orgns	50299060	1,947,000.00		772,426.18	1,174,573.82	
Subscription Expenses	50299070	19,352,563.04	52,786.26	2,597,380.26	16,755,182.78	
Other Maintenance and Other Operating Ex	50299990	441,869,273.37	34,612,826.11	107,403,513.00	334,465,760.37	
Total Maintenance and Other Operating Expenses		1,721,942,142.99	122,848,447.15	344,732,712.12	1,377,209,430.87	
Capital Outlays						
Office Buildings	10604010	12,550,000.00			12,550,000.00	
Office Equipment	10605020	8,600,000.00		100,000.00	8,500,000.00	
IT Equipment	10605030	7,950,000.00		100,000.00	7,850,000.00	
Communication Equipment	10605070	800,000.00			800,000.00	
Firefighting Equipment & Accessories	10605090-01	1,500,000.00			1,500,000.00	
Military, Police & Security Equipment	10605100	1,800,000.00			1,800,000.00	
Medical, Dental & Laboratory Equipment	10605110	800,000.00			800,000.00	

Allotment Class / Object of Expenditure (1)	Code	Allotment Received (2)	Obligations Incurred		Unobligated Balance of Allotment (5) = (2) - (4)	REMARKS (6)
			This Report (3)	To Date (4)		
Printing Equipment	10605120	500,000.00			500,000.00	
Sports Equipment	10605130	500,000.00			500,000.00	
Motor Vehicles	10606010	12,300,000.00			12,300,000.00	
Furniture & Fixture Equipment	10607010	2,800,000.00			2,800,000.00	
Library Books	10607020	2,500,000.00			2,500,000.00	
Other Property, etc.	10698990	6,500,000.00		1,375.00	6,498,625.00	
Computer Software	10801020	2,800,000.00			2,800,000.00	
Total Capital Outlays		61,900,000.00		201,375.00	61,698,625.00	
Total Current Operating Expenditures		3,746,883,000.00	288,594,620.68	718,911,392.22	3,027,971,607.78	
TOTAL CURRENT OPERATING EXPENDITURES		3,746,883,000.00	288,594,620.68	718,911,392.22	3,027,971,607.78	
SPECIAL PURPOSE FUNDS						
MISCELLANEOUS PERSONNEL BENEFITS FUNDS						
Personal Services						
Salary Increase	50101010-01	101,573,000.00	20,520,516.00	20,520,516.00	81,052,484.00	
Casual Increase	50101020-11	2,800,000.00	463,203.00	463,203.00	2,336,797.00	
Contractual Increase	50101020-21	2,000,000.00	331,911.00	331,911.00	1,668,089.00	
GSIS (RLIP)	50103010-01	11,747,000.00			11,747,000.00	
Total Personal Services		118,120,000.00	21,315,630.00	21,315,630.00	96,804,370.00	
Total Miscellaneous Personnel Benefits Funds		118,120,000.00	21,315,630.00	21,315,630.00	96,804,370.00	
Total Special Purpose Funds		118,120,000.00	21,315,630.00	21,315,630.00	96,804,370.00	
TOTAL SPECIAL PURPOSE FUNDS		118,120,000.00	21,315,630.00	21,315,630.00	96,804,370.00	
CONTINUING APPROPRIATIONS						
REGULAR						
Maintenance and Other Operating Expenses						
Travelling Expenses - Local	50201010	66,810,917.36	3,577,668.50	3,577,668.50	63,233,248.86	
Travelling Expenses - Foreign	50201020	17,999,706.35			17,999,706.35	
Training Expenses	50202010	500,000.00			500,000.00	
Scholarship Expenses	50202020	500,000.00			500,000.00	
Office Supplies Expenses	50203010	10,633,883.08	288,262.63	288,262.63	10,345,620.45	
Accountable Forms Expenses	50203020	1,000,000.00			1,000,000.00	
Other Supplies Expenses	50203990	3,956,912.97			3,956,912.97	
Water Expenses	50204010	74,697.86	2,388.00	2,388.00	72,309.86	
Electricity Expenses	50204020	17,659,601.83	3,913.00	3,913.00	17,655,688.83	

Allotment Class / Object of Expenditure (1)	Code	Allotment Received (2)	Obligations Incurred		Unobligated Balance of Allotment (5) = (2) - (4)	REMARKS (6)
			This Report (3)	To Date (4)		
Postage & Deliveries Expenses	50205010	130,000.00	2,500.00	2,500.00	127,500.00	
Telephone and Mobile Expense	50205020	13,256,957.29	186,464.65	225,635.57	13,031,321.72	
Internet Expenses	50205030	2,838,505.91	164,894.00	164,894.00	2,673,611.91	
Cable, Radio, Sattelite Expenses	50205040	12,000.00			12,000.00	
Extraordinary and Miscellaneous Expenses	50210030	55,820,157.13	849,710.43	849,710.43	54,970,446.70	
Legal Services	50211010	1,005,000.00			1,005,000.00	
Consultancy Services	50211030	170,401,638.87	13,277,133.23	17,747,763.19	152,653,875.68	
Repair & Maint. - Motor Vehicle	50213060-01	1,500,000.00	70,000.00	70,000.00	1,430,000.00	
Printing & Binding Expenses	50299020	500,000.00			500,000.00	
Representation Expenses	50299030	26,778,426.10	549,477.89	549,477.89	26,228,948.21	
Rent Expenses	50299050	5,998,491.16	21,120.38	21,120.38	5,977,370.78	
Subscription Expenses	50299070	4,009,082.23	12,000.00	12,000.00	3,997,082.23	
Other Maintenance and Other Operating Ex	50299990	77,211,380.07	3,678,000.00	3,678,000.00	73,533,380.07	
Total Maintenance and Other Operating Expenses		478,597,358.21	22,683,532.71	27,193,333.59	451,404,024.62	
Capital Outlays						
Office Equipment	10605020	4,551,295.52			4,551,295.52	
IT Equipment	10605030	4,428,491.94			4,428,491.94	
Communication Equipment	10605070	253,590.16			253,590.16	
Firefighting Equipment & Accessories	10605090-01	100,610.00			100,610.00	
Military, Police & Security Equipment	10605100	183,311.12			183,311.12	
Medical, Dental & Laboratory Equipment	10605110	187,000.00			187,000.00	
Motor Vehcles	10606010	4,800,000.00			4,800,000.00	
Furniture & Fixture Equipment	10607010	201,032.73			201,032.73	
Library Books	10607020	100,515.61			100,515.61	
Other Property, etc.	10698990	351,628.41			351,628.41	
Computer Software	10801020	281,904.00			281,904.00	
Total Capital Outlays		15,439,379.49			15,439,379.49	
Total Continuing Appropriations Regular		494,036,737.70	22,683,532.71	27,193,333.59	466,843,404.11	
TOTAL CONTINUING APPROPRIATIONS		494,036,737.70	22,683,532.71	27,193,333.59	466,843,404.11	
TOTAL PROPER AND SECRETARIAT		4,359,039,737.70	332,593,783.39	767,420,355.81	3,591,619,381.89	
PROGRAM B - LOCALLY FUNDED PROJECTS						
Technical, Studies on the Economy, Taxation, Energy, Environment, Banking, Agriculture, Trasportation						
CURRENT OPERATING EXPENDITURES						

Allotment Class / Object of Expenditure (1)	Code	Allotment Received (2)	Obligations Incurred		Unobligated Balance of Allotment (5) = (2) - (4)	REMARKS (6)
			This Report (3)	To Date (4)		
Maintenance and Other Operating Expenses Research, Exploration & Dev Exp.	50207020	69,356,000.00			69,356,000.00	
<i>Total Maintenance and Other Operating Expenses</i>		69,356,000.00			69,356,000.00	
<i>Total Current Operating Expenditures</i>		69,356,000.00			69,356,000.00	
TOTAL LOCALLY-FUNDED PROJECTS		69,356,000.00			69,356,000.00	
CONTINUING APPROPRIATIONS REGULAR						
Maintenance and Other Operating Expenses Research, Exploration & Dev Exp.	50207020	69,356,000.00			69,356,000.00	
<i>Total Maintenance and Other Operating Expenses</i>		69,356,000.00			69,356,000.00	
<i>Total Continuing Appropriations Regular</i>		69,356,000.00			69,356,000.00	
TOTAL CONTINUING APPROPRIATIONS		69,356,000.00			69,356,000.00	
TOTAL PROGRAM B		138,712,000.00			138,712,000.00	
GRAND TOTAL		4,497,751,737.70	332,593,783.39	767,420,355.81	3,730,331,381.89	

Certified Correct:

Submitted By:


RENATO B. CHUA
 Chief, Legislative Budget Service




ATTY. OSCAR G. YABES
 Senate Secretary



STATEMENT OF ALLOTMENT, OBLIGATIONS AND BALANCES

As of April 30, 2016

(Summary by Source)

DEPARTMENT

Agency: SENATE

Fund: General

Allotment Class / Object of Expenditure (1)	Code	Allotment Received (2)	Obligations Incurred		Unobligated Balance of Allotment (5) = (2) - (4)	REMARKS (6)
			This Report (3)	To Date (4)		
PROGRAM A1 & A2						
SECRETARIAT AND LEGISLATIVE PROPER SERVICES						
CURRENT OPERATING EXPENDITURES						
Personal Services						
Salaries - Itemized Position	50101010	841,993,671.46	56,952,096.07	227,718,049.31	614,275,622.15	
Salaries & Wages - Unfilled Position	50101010-A	48,131,000.00			48,131,000.00	
Casual Wages	50101020-01	51,000,000.00	3,738,883.49	15,041,152.74	35,958,847.26	
Contractual Wages	50101020-02	13,650,000.00	949,370.00	3,811,634.96	9,838,365.04	
PERA	50102010	53,016,000.00	3,488,979.40	13,911,070.28	39,104,929.72	
Representation Allowance (RA)	50102020	13,388,000.00	1,009,500.00	3,986,000.00	9,402,000.00	
Transportation Allowance (TA)	50102030	12,888,000.00	896,500.00	3,534,000.00	9,354,000.00	
Clothing/Uniform Allowance	50102040	10,100,000.00	10,000.00	8,620,000.00	1,480,000.00	
Health Workers Benefits	50102060	600,000.00	15,300.00	50,950.00	549,050.00	
Productivity Incentive Benefits	50102080	6,100,000.00	3,000.00	5,058,000.00	1,042,000.00	
Honoraria	50102100	900,000.00	93,875.00	220,750.00	679,250.00	
Longevity Pay	50102120	58,570,000.00	9,250.00	26,299,825.34	32,270,174.66	
Overtime Services	50102130	26,500,000.00	1,349,105.21	7,160,234.62	19,339,765.38	
Year-End Bonus	50102140	63,300,000.00	8,627.50	8,627.50	63,291,372.50	
Cash Gift	50102150	9,900,000.00	2,500.00	2,500.00	9,897,500.00	
Other Bonuses and Allowances	50102990	129,503,016.00	105,800.00	423,567.74	129,079,448.26	
Provident Fund Contributions (SEF)	50103050	16,400,000.00	1,586,977.94	4,814,648.54	11,585,351.46	
Retirement Benefits - Civilians	50104020	16,500,000.00			16,500,000.00	
Terminal Leave	50104030	70,500,000.00	828,923.57	3,958,843.64	66,541,156.36	
Other Personnel Benefits	50104990	400,284,000.00	67,054,295.07	163,182,508.64	237,101,491.36	
Total Personal Services		1,843,223,687.46	138,102,983.25	487,802,363.31	1,355,421,324.15	
Personal Services						
GSIS Contribution	50103010	98,606,000.00	8,029,545.18	29,834,520.22	68,771,479.78	
Pag-Ibig Contribution	50103020	3,840,000.00	171,300.00	690,700.00	3,149,300.00	

Allotment Class / Object of Expenditure (1)	Code	Allotment Received (2)	Obligations Incurred		Unobligated Balance of Allotment (5) = (2) - (4)	REMARKS (6)
			This Report (3)	To Date (4)		
PhilHealth Contribution	50103030	8,182,000.00	480,237.50	1,911,587.50	6,270,412.50	
ECC Contribution	50103040	3,840,000.00	172,300.00	694,500.00	3,145,500.00	
Total Personal Services		114,468,000.00	8,853,382.68	33,131,307.72	81,336,692.28	
Total Personal Services		1,957,691,687.46	146,956,365.93	520,933,671.03	1,436,758,016.43	
Maintenance and Other Operating Expenses						
Travelling Expenses - Local	50201010	206,960,355.22	5,348,969.54	40,161,576.34	166,798,778.88	
Travelling Expenses - Foreign	50201020	29,306,134.00	1,018,745.91	1,777,773.23	27,528,360.77	
Training Expenses	50202010	2,910,782.24	67,126.54	350,077.24	2,560,705.00	
Office Supplies Expenses	50203010	34,591,619.54	1,531,427.73	2,382,165.48	32,209,454.06	
Accountable Forms Expenses	50203020	801,800.00	720.00	1,800.00	800,000.00	
Medical,Dental & Lab. Supplies Expenses	50203080	500,000.00	69,956.76	69,956.76	430,043.24	
Fuel, Oil & Lubricants Expenses	50203090	5,000,000.00	125,700.82	407,104.39	4,592,895.61	
Military, Police & Traffic Supplies Exp.	50203120	600,000.00			600,000.00	
Semi-Expendable Machinery	50203210-01	100,000.00			100,000.00	
Semi-Expendable Office Equipment	50203210-02	500,000.00	5,699.20	5,699.20	494,300.80	
Semi-Expendable ICT Equipment	50203210-03	500,000.00		155,058.00	344,942.00	
Semi-Expendable Communication Equipment	50203210-07	300,000.00	7,950.00	7,950.00	292,050.00	
Semi-Expendable Disaster Response & Resc	50203210-08	100,000.00			100,000.00	
Semi-Expendable Military,Police & Securi	50203210-09	100,000.00			100,000.00	
Semi-Expendable Medical Equipment	50203210-10	100,000.00			100,000.00	
Semi-Expendable Printing Equipment	50203210-11	100,000.00			100,000.00	
Semi-Expendable Sports Equipment	50203210-12	300,000.00			300,000.00	
Semi-Expendable Other Machinery & Equipm	50203210-99	2,600,000.00	31,645.00	31,645.00	2,568,355.00	
Semi-Expendable Furniture & Fixture	50203220-01	500,000.00			500,000.00	
Semi-Expendable Books	50203220-02	300,000.00	130,278.00	152,006.00	147,994.00	
Other Supplies Expenses	50203990	16,080,971.07	914,341.03	1,409,224.65	14,671,746.42	
Water Expenses	50204010	10,968,439.30	584,780.37	1,643,261.91	9,325,177.39	
Electricity Expenses	50204020	44,994,267.61	118,529.23	5,276,643.09	39,717,624.52	
Postage & Deliveries Expenses	50205010	355,691.00	-42,276.00	55,691.00	300,000.00	
Telephone and Mobile Expense	50205020	32,093,390.29	1,079,077.22	3,089,124.26	29,004,266.03	
Internet Expenses	50205030	9,416,903.85	343,412.15	1,364,816.05	8,052,087.80	
Cable, Radio, Sattelite Expenses	50205040	2,515,740.00	195,210.00	1,019,390.00	1,496,350.00	
Extraordinary and Miscellaneous Expenses	50210030	314,658,468.21	19,134,767.54	79,180,105.21	235,478,363.00	
Legal Services	50211010	312,050.00	4,300.00	12,050.00	300,000.00	
Auditing Expenses	50211020	2,800,000.00	49,105.62	397,549.43	2,402,450.57	
Consultancy Services	50211030	163,300,234.26	6,960,180.24	32,062,501.48	131,237,732.78	

Allotment Class / Object of Expenditure (1)	Code	Allotment Received (2)	Obligations Incurred		Unobligated Balance of Allotment (5) = (2) - (4)	REMARKS (6)
			This Report (3)	To Date (4)		
Other Professional Services	50211990	3,600,000.00			3,600,000.00	
Environment/Sanitary Services	50212010	500,000.00		116,400.00	383,600.00	
Janitorial Services	50212020	32,500,000.00	2,408,268.82	7,225,353.84	25,274,646.16	
Security Services	50212030	4,500,000.00	326,026.40	1,304,105.60	3,195,894.40	
Other General Services	50212990	500,000.00			500,000.00	
Repair & Maint. - Office Bldgs.	50213040-01	1,500,000.00			1,500,000.00	
Repair & Maint. - Other Structure	50213040-99	500,000.00			500,000.00	
Repair & Maint. - Office Equip.	50213050-02	1,200,000.00			1,200,000.00	
Repair & Maint. - IT Equipment	50213050-03	1,200,000.00			1,200,000.00	
Repair & Maint. - Communication Eqpt.	50213050-07	1,500,000.00			1,500,000.00	
Repair & Maint.-Fire Equipment	50213050-09	500,000.00			500,000.00	
Repair & Maint. - Medical, Dental, etc.	50213050-11	500,000.00			500,000.00	
Repair & Maint. - Motor Vehicle	50213060-01	2,620,000.00	139,731.65	493,987.80	2,126,012.20	
Repair & Maint. - Furn. & Fixtures	50213070	1,200,000.00			1,200,000.00	
Repair & Maint. - Other Property, etc.	50213990	3,500,000.00		460,576.48	3,039,423.52	
Taxes, Duties and Licenses	50215010	750,000.00	32,595.00	32,595.00	717,405.00	
Fidelity Bond Premium	50215020	750,000.00	4,875.00	105,750.00	644,250.00	
Insurance Premiums	50215030	2,300,000.00		111,212.27	2,188,787.73	
Advertisement Expenses	50299010	2,500,000.00			2,500,000.00	
Printing & Binding Expenses	50299020	3,550,000.00	35,400.00	85,400.00	3,464,600.00	
Representation Expenses	50299030	91,630,417.31	5,254,278.91	19,178,422.57	72,451,994.74	
Transportation & Delivery Expenses	50299040	500,000.00			500,000.00	
Rent Expenses	50299050	216,122,207.73	1,211,783.76	80,925,026.84	135,197,180.89	
Membership Dues & Contribution to Orgns	50299060	1,947,000.00		772,426.18	1,174,573.82	
Subscription Expenses	50299070	18,822,312.52	340,113.48	2,937,493.74	15,884,818.78	
Other Maintenance and Other Operating Ex	50299990	448,932,528.39	29,559,635.18	136,963,148.18	311,969,380.21	
Total Maintenance and Other Operating Expenses		1,727,291,312.54	76,992,355.10	421,725,067.22	1,305,566,245.32	
Capital Outlays						
Office Buildings	10604010	12,550,000.00			12,550,000.00	
Office Equipment	10605020	8,600,000.00		100,000.00	8,500,000.00	
IT Equipment	10605030	7,950,000.00		100,000.00	7,850,000.00	
Communication Equipment	10605070	800,000.00			800,000.00	
Firefighting Equipment & Accessories	10605090-01	1,500,000.00			1,500,000.00	
Military, Police & Security Equipment	10605100	1,800,000.00			1,800,000.00	
Medical, Dental & Laboratory Equipment	10605110	800,000.00			800,000.00	

Allotment Class / Object of Expenditure (1)	Code	Allotment Received (2)	Obligations Incurred		Unobligated Balance of Allotment (5) = (2) - (4)	REMARKS (6)
			This Report (3)	To Date (4)		
Printing Equipment	10605120	500,000.00			500,000.00	
Sports Equipment	10605130	500,000.00	34,500.00	34,500.00	465,500.00	
Motor Vehicles	10606010	12,300,000.00			12,300,000.00	
Furniture & Fixture Equipment	10607010	2,800,000.00			2,800,000.00	
Library Books	10607020	2,500,000.00			2,500,000.00	
Other Property, etc.	10698990	6,500,000.00		1,375.00	6,498,625.00	
Computer Software	10801020	2,800,000.00			2,800,000.00	
Total Capital Outlays		61,900,000.00	34,500.00	235,875.00	61,664,125.00	
Total Current Operating Expenditures		3,746,883,000.00	223,983,221.03	942,894,613.25	2,803,988,386.75	
TOTAL CURRENT OPERATING EXPENDITURES		3,746,883,000.00	223,983,221.03	942,894,613.25	2,803,988,386.75	
SPECIAL PURPOSE FUNDS						
MISCELLANEOUS PERSONNEL BENEFITS FUNDS						
Personal Services						
Salary Increase	50101010-01	101,573,000.00	7,250,850.47	27,771,366.47	73,801,633.53	
Casual Increase	50101020-11	2,800,000.00	168,713.00	631,916.00	2,168,084.00	
Contractual Increase	50101020-21	2,000,000.00	110,637.00	442,548.00	1,557,452.00	
GSIS (RLIP)	50103010-01	11,747,000.00			11,747,000.00	
Total Personal Services		118,120,000.00	7,530,200.47	28,845,830.47	89,274,169.53	
Total Miscellaneous Personnel Benefits Funds		118,120,000.00	7,530,200.47	28,845,830.47	89,274,169.53	
Total Special Purpose Funds		118,120,000.00	7,530,200.47	28,845,830.47	89,274,169.53	
TOTAL SPECIAL PURPOSE FUNDS		118,120,000.00	7,530,200.47	28,845,830.47	89,274,169.53	
CONTINUING APPROPRIATIONS						
REGULAR						
Maintenance and Other Operating Expenses						
Travelling Expenses - Local	50201010	66,494,900.00	7,826,254.26	11,403,922.76	55,090,977.24	
Travelling Expenses - Foreign	50201020	17,966,006.35	164,346.99	164,346.99	17,801,659.36	
Training Expenses	50202010	500,000.00			500,000.00	
Scholarship Expenses	50202020	500,000.00			500,000.00	
Office Supplies Expenses	50203010	10,493,511.08	104,247.22	392,509.85	10,101,001.23	
Accountable Forms Expenses	50203020	1,000,000.00			1,000,000.00	
Other Supplies Expenses	50203990	3,992,461.17	3,074.61	3,074.61	3,989,386.56	
Water Expenses	50204010	71,097.86		2,388.00	68,709.86	
Electricity Expenses	50204020	17,656,601.83	1,193,824.13	1,197,737.13	16,458,864.70	

Allotment Class / Object of Expenditure (1)	Code	Allotment Received (2)	Obligations Incurred		Unobligated Balance of Allotment (5) = (2) - (4)	REMARKS (6)
			This Report (3)	To Date (4)		
Postage & Deliveries Expenses	50205010	130,000.00		2,500.00	127,500.00	
Telephone and Mobile Expense	50205020	13,207,554.63	225,594.71	451,230.28	12,756,324.35	
Internet Expenses	50205030	2,816,505.91	109,640.00	274,534.00	2,541,971.91	
Cable, Radio, Sattelite Expenses	50205040	12,000.00	2,000.00	2,000.00	10,000.00	
Extraordinary and Miscellaneous Expenses	50210030	55,632,760.43	671,183.00	1,520,893.43	54,111,867.00	
Legal Services	50211010	1,005,000.00			1,005,000.00	
Consultancy Services	50211030	171,850,246.07	13,353,554.49	31,101,317.68	140,748,928.39	
Repair & Maint. - Motor Vehicle	50213060-01	1,500,000.00		70,000.00	1,430,000.00	
Printing & Binding Expenses	50299020	500,000.00			500,000.00	
Representation Expenses	50299030	26,650,159.42	228,767.04	778,244.93	25,871,914.49	
Rent Expenses	50299050	5,962,191.16	384,375.10	405,495.48	5,556,695.68	
Subscription Expenses	50299070	3,992,682.23	13,176.00	25,176.00	3,967,506.23	
Other Maintenance and Other Operating Ex	50299990	76,663,680.07	7,927,200.00	11,605,200.00	65,058,480.07	
Total Maintenance and Other Operating Expenses		478,597,358.21	32,207,237.55	59,400,571.14	419,196,787.07	
Capital Outlays						
Office Equipment	10605020	4,466,295.52			4,466,295.52	
IT Equipment	10605030	4,513,491.94			4,513,491.94	
Communication Equipment	10605070	253,590.16			253,590.16	
Firefighting Equipment & Accessories	10605090-01	100,610.00			100,610.00	
Military, Police & Security Equipment	10605100	183,311.12			183,311.12	
Medical, Dental & Laboratory Equipment	10605110	187,000.00			187,000.00	
Motor Vehciles	10606010	4,800,000.00			4,800,000.00	
Furniture & Fixture Equipment	10607010	201,032.73			201,032.73	
Library Books	10607020	100,515.61			100,515.61	
Other Property, etc.	10698990	351,628.41			351,628.41	
Computer Software	10801020	281,904.00			281,904.00	
Total Capital Outlays		15,439,379.49			15,439,379.49	
Total Continuing Appropriations Regular		494,036,737.70	32,207,237.55	59,400,571.14	434,636,166.56	
TOTAL CONTINUING APPROPRIATIONS		494,036,737.70	32,207,237.55	59,400,571.14	434,636,166.56	
TOTAL PROPER AND SECRETARIAT		4,359,039,737.70	263,720,659.05	1,031,141,014.86	3,327,898,722.84	
PROGRAM B - LOCALLY FUNDED PROJECTS						
Technical, Studies on the Economy, Taxation, Energy, Environment, Banking, Agriculture, Trasportation						
CURRENT OPERATING EXPENDITURES						

Allotment Class / Object of Expenditure (1)	Code	Allotment Received (2)	Obligations Incurred		Unobligated Balance of Allotment (5) = (2) - (4)	REMARKS (6)
			This Report (3)	To Date (4)		
Maintenance and Other Operating Expenses Research, Exploration & Dev Exp.	50207020	69,356,000.00			69,356,000.00	
<i>Total Maintenance and Other Operating Expenses</i>		69,356,000.00			69,356,000.00	
<i>Total Current Operating Expenditures</i>		69,356,000.00			69,356,000.00	
TOTAL LOCALLY-FUNDED PROJECTS		69,356,000.00			69,356,000.00	
CONTINUING APPROPRIATIONS REGULAR						
Maintenance and Other Operating Expenses Research, Exploration & Dev Exp.	50207020	69,356,000.00			69,356,000.00	
<i>Total Maintenance and Other Operating Expenses</i>		69,356,000.00			69,356,000.00	
<i>Total Continuing Appropriations Regular</i>		69,356,000.00			69,356,000.00	
TOTAL CONTINUING APPROPRIATIONS		69,356,000.00			69,356,000.00	
TOTAL PROGRAM B		138,712,000.00			138,712,000.00	
GRAND TOTAL		4,497,751,737.70	263,720,659.05	1,031,141,014.86	3,466,610,722.84	

Certified Correct:

Submitted By:


RENATO B. CHUA
 Chief, Legislative Budget Service


ATTY. OSCAR G. YABES
 Senate Secretary



STATEMENT OF ALLOTMENT, OBLIGATIONS AND BALANCES

As of May 31, 2016

(Summary by Source)

DEPARTMENT

Agency: SENATE

Fund: General

Allotment Class / Object of Expenditure (1)	Code	Allotment Received (2)	Obligations Incurred		Unobligated Balance of Allotment (5) = (2) - (4)	REMARKS (6)
			This Report (3)	To Date (4)		
PROGRAM A1 & A2						
SECRETARIAT AND LEGISLATIVE PROPER SERVICES						
CURRENT OPERATING EXPENDITURES						
Personal Services						
Salaries - Itemized Position	50101010	837,072,115.14	57,251,976.31	284,970,025.62	552,102,089.52	
Salaries & Wages - Unfilled Position	50101010-A	48,131,000.00			48,131,000.00	
Casual Wages	50101020-01	51,000,000.00	3,734,673.80	18,775,826.54	32,224,173.46	
Contractual Wages	50101020-02	13,650,000.00	949,370.00	4,761,004.96	8,888,995.04	
PERA	50102010	52,752,000.00	3,496,818.19	17,407,888.47	35,344,111.53	
Representation Allowance (RA)	50102020	13,369,000.00	1,012,000.00	4,998,000.00	8,371,000.00	
Transportation Allowance (TA)	50102030	12,869,000.00	899,000.00	4,433,000.00	8,436,000.00	
Clothing/Uniform Allowance	50102040	10,100,000.00		8,620,000.00	1,480,000.00	
Health Workers Benefits	50102060	600,000.00	18,050.00	69,000.00	531,000.00	
Productivity Incentive Benefits	50102080	6,100,000.00		5,058,000.00	1,042,000.00	
Honoraria	50102100	900,000.00		220,750.00	679,250.00	
Longevity Pay	50102120	58,570,000.00	3,266.00	26,303,091.34	32,266,908.66	
Overtime Services	50102130	26,500,000.00	1,517,849.29	8,678,083.91	17,821,916.09	
Year-End Bonus	50102140	63,300,000.00	4,171.00	12,798.50	63,287,201.50	
Cash Gift	50102150	9,900,000.00		2,500.00	9,897,500.00	
Other Bonuses and Allowances	50102990	129,503,016.00	106,000.00	529,567.74	128,973,448.26	
Provident Fund Contributions (SEF)	50103050	16,400,000.00		4,814,648.54	11,585,351.46	
Retirement Benefits - Civilians	50104020	16,500,000.00			16,500,000.00	
Terminal Leave	50104030	70,500,000.00	2,630,261.55	6,589,105.19	63,910,894.81	
Other Personnel Benefits	50104990	400,258,000.00	7,394,465.30	170,576,973.94	229,681,026.06	
Total Personal Services		1,837,974,131.14	79,017,901.44	566,820,264.75	1,271,153,866.39	
Personal Services						
GSIS Contribution	50103010	98,606,000.00	7,290,241.43	37,124,761.65	61,481,238.35	
Pag-Ibig Contribution	50103020	3,840,000.00	176,600.00	867,300.00	2,972,700.00	

Allotment Class / Object of Expenditure (1)	Code	Allotment Received (2)	Obligations Incurred		Unobligated Balance of Allotment (5) = (2) - (4)	REMARKS (6)
			This Report (3)	To Date (4)		
PhilHealth Contribution	50103030	8,182,000.00	510,725.00	2,422,312.50	5,759,687.50	
ECC Contribution	50103040	3,840,000.00	175,700.00	870,200.00	2,969,800.00	
Total Personal Services		114,468,000.00	8,153,266.43	41,284,574.15	73,183,425.85	
Total Personal Services		1,952,442,131.14	87,171,167.87	608,104,838.90	1,344,337,292.24	
Maintenance and Other Operating Expenses						
Travelling Expenses - Local	50201010	203,935,992.42	3,752,728.45	43,914,304.79	160,021,687.63	
Travelling Expenses - Foreign	50201020	29,240,018.00	33,000.00	1,810,773.23	27,429,244.77	
Training Expenses	50202010	2,955,782.24	78,100.00	428,177.24	2,527,605.00	
IT Supplies Expenses	50203010	33,634,440.29	101,143.48	2,483,308.96	31,151,131.33	
Accountable Forms Expenses	50203020	801,800.00		1,800.00	800,000.00	
Medical,Dental & Lab. Supplies Expenses	50203080	500,000.00	27,225.00	97,181.76	402,818.24	
Fuel, Oil & Lubricants Expenses	50203090	5,000,000.00	185,980.44	593,084.83	4,406,915.17	
Military, Police & Traffic Supplies Exp.	50203120	600,000.00			600,000.00	
Semi-Expendable Machinery	50203210-01	100,000.00			100,000.00	
Semi-Expendable Office Equipment	50203210-02	500,000.00	-3,099.90	2,599.30	497,400.70	
Semi-Expendable ICT Equipment	50203210-03	500,000.00	150,289.68	305,347.68	194,652.32	
Semi-Expendable Communication Equipment	50203210-07	300,000.00	12,000.00	19,950.00	280,050.00	
Semi-Expendable Disaster Response & Resc	50203210-08	100,000.00			100,000.00	
Semi-Expendable Military,Police & Securi	50203210-09	100,000.00			100,000.00	
Semi-Expendable Medical Equipment	50203210-10	100,000.00	7,600.00	7,600.00	92,400.00	
Semi-Expendable Printing Equipment	50203210-11	100,000.00			100,000.00	
Semi-Expendable Sports Equipment	50203210-12	300,000.00			300,000.00	
Semi-Expendable Other Machinery & Equipm	50203210-99	2,600,000.00	26,843.75	58,488.75	2,541,511.25	
Semi-Expendable Furniture & Fixture	50203220-01	539,630.00	39,630.00	39,630.00	500,000.00	
Semi-Expendable Books	50203220-02	300,000.00		152,006.00	147,994.00	
Other Supplies Expenses	50203990	15,552,092.07	99,672.50	1,508,897.15	14,043,194.92	
Water Expenses	50204010	10,924,086.23	596,801.02	2,240,062.93	8,684,023.30	
Electricity Expenses	50204020	44,758,021.92	51,149.01	5,327,792.10	39,430,229.82	
Postage & Deliveries Expenses	50205010	360,201.00	4,510.00	60,201.00	300,000.00	
Telephone and Mobile Expense	50205020	31,485,933.51	649,227.56	3,738,351.82	27,747,581.69	
Internet Expenses	50205030	9,391,685.83	542,761.38	1,907,577.43	7,484,108.40	
Cable, Radio, Sattelite Expenses	50205040	2,517,740.00		1,019,390.00	1,498,350.00	
Extraordinary and Miscellaneous Expenses	50210030	316,820,102.11	19,808,466.00	98,988,571.21	217,831,530.90	
Legal Services	50211010	314,400.00	2,350.00	14,400.00	300,000.00	
Auditing Expenses	50211020	2,800,000.00	26,229.57	423,779.00	2,376,221.00	
Consultancy Services	50211030	164,823,044.96	6,761,577.47	38,824,078.95	125,998,966.01	

Allotment Class / Object of Expenditure (1)	Code	Allotment Received (2)	Obligations Incurred		Unobligated Balance of Allotment (5) = (2) - (4)	REMARKS (6)
			This Report (3)	To Date (4)		
Other Professional Services	50211990	3,600,000.00			3,600,000.00	
Environment/Sanitary Services	50212010	500,000.00		116,400.00	383,600.00	
Janitorial Services	50212020	32,500,000.00	2,408,268.82	9,633,622.66	22,866,377.34	
Security Services	50212030	4,500,000.00	326,026.40	1,630,132.00	2,869,868.00	
Other General Services	50212990	500,000.00			500,000.00	
Repair & Maint. - Office Bldgs.	50213040-01	1,500,000.00			1,500,000.00	
Repair & Maint. - Other Structure	50213040-99	500,000.00			500,000.00	
Repair & Maint. - Office Equip.	50213050-02	1,200,000.00			1,200,000.00	
Repair & Maint. - IT Equipment	50213050-03	1,200,000.00			1,200,000.00	
Repair & Maint. - Communication Eqpt.	50213050-07	1,500,000.00			1,500,000.00	
Repair & Maint.-Fire Equipment	50213050-09	500,000.00			500,000.00	
Repair & Maint. - Medical, Dental, etc.	50213050-11	500,000.00			500,000.00	
Repair & Maint. - Motor Vehicle	50213060-01	2,620,000.00	60,980.00	554,967.80	2,065,032.20	
Repair & Maint. - Furn. & Fixtures	50213070	1,200,000.00			1,200,000.00	
Repair & Maint. - Other Property, etc.	50213990	3,500,000.00	58,240.00	518,816.48	2,981,183.52	
Taxes, Duties and Licenses	50215010	750,000.00	2,860.62	35,455.62	714,544.38	
Fidelity Bond Premium	50215020	750,000.00	562.50	106,312.50	643,687.50	
Insurance Premiums	50215030	2,300,000.00	644,379.39	755,591.66	1,544,408.34	
Advertisement Expenses	50299010	2,500,000.00	165,220.20	165,220.20	2,334,779.80	
Printing & Binding Expenses	50299020	3,550,000.00	30,600.00	116,000.00	3,434,000.00	
Representation Expenses	50299030	92,369,318.85	5,439,852.17	24,618,274.74	67,751,044.11	
Transportation & Delivery Expenses	50299040	500,000.00			500,000.00	
Rent Expenses	50299050	212,060,056.73	3,199,291.69	84,124,318.53	127,935,738.20	
Membership Dues & Contribution to Orgns	50299060	1,947,000.00		772,426.18	1,174,573.82	
Subscription Expenses	50299070	18,190,189.47	67,382.95	3,004,876.69	15,185,312.78	
Other Maintenance and Other Operating Ex	50299990	459,849,333.23	30,196,047.22	167,159,195.40	292,690,137.83	
Total Maintenance and Other Operating Expenses		1,732,540,868.86	75,553,897.37	497,278,964.59	1,235,261,904.27	
Capital Outlays						
Office Buildings	10604010	12,550,000.00			12,550,000.00	
Office Equipment	10605020	8,600,000.00	35,498.00	135,498.00	8,464,502.00	
IT Equipment	10605030	7,950,000.00	84,500.00	184,500.00	7,765,500.00	
Communication Equipment	10605070	800,000.00			800,000.00	
Firefighting Equipment & Accessories	10605090-01	1,500,000.00			1,500,000.00	
Military, Police & Security Equipment	10605100	1,800,000.00			1,800,000.00	
Medical, Dental & Laboratory Equipment	10605110	800,000.00			800,000.00	

Allotment Class / Object of Expenditure (1)	Code	Allotment Received (2)	Obligations Incurred		Unobligated Balance of Allotment (5) = (2) - (4)	REMARKS (6)
			This Report (3)	To Date (4)		
Printing Equipment	10605120	500,000.00			500,000.00	
Sports Equipment	10605130	500,000.00		34,500.00	465,500.00	
Motor Vehicles	10606010	12,300,000.00			12,300,000.00	
Furniture & Fixture Equipment	10607010	2,800,000.00	204,640.54	204,640.54	2,595,359.46	
Library Books	10607020	2,500,000.00			2,500,000.00	
Other Property, etc.	10698990	6,500,000.00	137,900.00	139,275.00	6,360,725.00	
Computer Software	10801020	2,800,000.00			2,800,000.00	
Total Capital Outlays		61,900,000.00	462,538.54	698,413.54	61,201,586.46	
Total Current Operating Expenditures		3,746,883,000.00	163,187,603.78	1,106,082,217.03	2,640,800,782.97	
TOTAL CURRENT OPERATING EXPENDITURES		3,746,883,000.00	163,187,603.78	1,106,082,217.03	2,640,800,782.97	
SPECIAL PURPOSE FUNDS						
MISCELLANEOUS PERSONNEL BENEFITS FUNDS						
Personal Services						
Salary Increase	50101010-01	101,573,000.00	6,909,347.73	34,680,714.20	66,892,285.80	
Casual Increase	50101020-11	2,800,000.00	155,335.00	787,251.00	2,012,749.00	
Contractual Increase	50101020-21	2,000,000.00	110,637.00	553,185.00	1,446,815.00	
Other Bonuses and Allowances	50102990	76,160,733.00	66,212,075.00	66,212,075.00	9,948,658.00	
GSIS (RLIP)	50103010-01	11,747,000.00	3,321,056.40	3,321,056.40	8,425,943.60	
Total Personal Services		194,280,733.00	76,708,451.13	105,554,281.60	88,726,451.40	
Total Miscellaneous Personnel Benefits Funds		194,280,733.00	76,708,451.13	105,554,281.60	88,726,451.40	
Total Special Purpose Funds		194,280,733.00	76,708,451.13	105,554,281.60	88,726,451.40	
TOTAL SPECIAL PURPOSE FUNDS						
CONTINUING APPROPRIATIONS						
REGULAR						
Maintenance and Other Operating Expenses						
Travelling Expenses - Local	50201010	67,181,305.16	8,200,662.22	19,604,584.98	47,576,720.18	
Travelling Expenses - Foreign	50201020	17,227,549.44		164,346.99	17,063,202.45	
Training Expenses	50202010	700,000.00			700,000.00	
Scholarship Expenses	50202020	500,000.00			500,000.00	
Office Supplies Expenses	50203010	10,563,679.82	123,972.05	516,481.90	10,047,197.92	
Accountable Forms Expenses	50203020	1,002,000.00			1,002,000.00	
Other Supplies Expenses	50203990	3,791,171.73	50,000.00	53,074.61	3,738,097.12	
Water Expenses	50204010	71,097.86		2,388.00	68,709.86	

Allotment Class / Object of Expenditure (1)	Code	Allotment Received (2)	Obligations Incurred		Unobligated Balance of Allotment (5) = (2) - (4)	REMARKS (6)
			This Report (3)	To Date (4)		
Electricity Expenses	50204020	17,656,601.83	1,556,279.48	2,754,016.61	14,902,585.22	
Postage & Deliveries Expenses	50205010	289,093.00	9,093.00	11,593.00	277,500.00	
Telephone and Mobile Expense	50205020	13,518,607.05	230,414.44	681,644.72	12,836,962.33	
Internet Expenses	50205030	3,319,984.69	100,353.97	374,887.97	2,945,096.72	
Cable, Radio, Sattelite Expenses	50205040	12,000.00		2,000.00	10,000.00	
Extraordinary and Miscellaneous Expenses	50210030	51,797,760.43	718,680.00	2,239,573.43	49,558,187.00	
Legal Services	50211010	1,015,000.00			1,015,000.00	
Consultancy Services	50211030	171,164,797.49	12,728,121.98	43,829,439.66	127,335,357.83	
Repair & Maint. - Motor Vehicle	50213060-01	1,740,000.00	100,000.00	170,000.00	1,570,000.00	
Printing & Binding Expenses	50299020	600,000.00			600,000.00	
Representation Expenses	50299030	27,815,300.11	530,212.56	1,308,457.49	26,506,842.62	
Rent Expenses	50299050	5,988,046.28	702,788.20	1,108,283.68	4,879,762.60	
Subscription Expenses	50299070	3,972,660.23	10,517.00	35,693.00	3,936,967.23	
Other Maintenance and Other Operating Ex	50299990	78,670,703.09	9,396,539.83	21,001,739.83	57,668,963.26	
Total Maintenance and Other Operating Expenses		478,597,358.21	34,457,634.73	93,858,205.87	384,739,152.34	
Capital Outlays						
Office Equipment	10605020	4,466,295.52	123,800.00	123,800.00	4,342,495.52	
IT Equipment	10605030	4,513,491.94	171,913.00	171,913.00	4,341,578.94	
Communication Equipment	10605070	253,590.16			253,590.16	
Firefighting Equipment & Accessories	10605090-01	100,610.00			100,610.00	
Military, Police & Security Equipment	10605100	183,311.12			183,311.12	
Medical, Dental & Laboratory Equipment	10605110	187,000.00			187,000.00	
Motor Vehcles	10606010	4,800,000.00			4,800,000.00	
Furniture & Fixture Equipment	10607010	201,032.73			201,032.73	
Library Books	10607020	100,515.61			100,515.61	
Other Property, etc.	10698990	351,628.41			351,628.41	
Computer Software	10801020	281,904.00			281,904.00	
Total Capital Outlays		15,439,379.49	295,713.00	295,713.00	15,143,666.49	
Total Continuing Appropriations Regular		494,036,737.70	34,753,347.73	94,153,918.87	399,882,818.83	
TOTAL CONTINUING APPROPRIATIONS		494,036,737.70	34,753,347.73	94,153,918.87	399,882,818.83	
TOTAL PROPER AND SECRETARIAT		4,435,200,470.70	274,649,402.64	1,305,790,417.50	3,129,410,053.20	
PROGRAM B - LOCALLY FUNDED PROJECTS						
Technical, Studies on the Economy, Taxation, Energy, Environment, Banking, Agriculture, Trasportation						

Allotment Class / Object of Expenditure (1)	Code	Allotment Received (2)	Obligations Incurred		Unobligated Balance of Allotment (5) = (2) - (4)	REMARKS (6)
			This Report (3)	To Date (4)		
CURRENT OPERATING EXPENDITURES						
Maintenance and Other Operating Expenses Research, Exploration & Dev Exp.	50207020	69,356,000.00			69,356,000.00	
<i>Total Maintenance and Other Operating Expenses</i>		69,356,000.00			69,356,000.00	
<i>Total Current Operating Expenditures</i>		69,356,000.00			69,356,000.00	
TOTAL LOCALLY-FUNDED PROJECTS		69,356,000.00			69,356,000.00	
CONTINUING APPROPRIATIONS REGULAR						
Maintenance and Other Operating Expenses Research, Exploration & Dev Exp.	50207020	69,356,000.00			69,356,000.00	
<i>Total Maintenance and Other Operating Expenses</i>		69,356,000.00			69,356,000.00	
<i>Total Continuing Appropriations Regular</i>		69,356,000.00			69,356,000.00	
TOTAL CONTINUING APPROPRIATIONS		69,356,000.00			69,356,000.00	
TOTAL PROGRAM B		138,712,000.00			138,712,000.00	
GRAND TOTAL		4,573,912,470.70	274,649,402.64	1,305,790,417.50	3,268,122,053.20	

Certified Correct:


RENATO B. CHUA
 Chief, Legislative Budget Service

Submitted By:


ATTY. OSCAR G. YABES
 Senate Secretary

STATEMENT OF ALLOTMENT, OBLIGATIONS AND BALANCES
As of June 30, 2016
(Summary by Source)

DEPARTMENT
Agency: SENATE
Fund: General

Allotment Class / Object of Expenditure (1)	Code	Allotment Received (2)	Obligations Incurred		Unobligated Balance of Allotment (5) = (2) - (4)	REMARKS (6)
			This Report (3)	To Date (4)		
PROGRAM A1 & A2						
SECRETARIAT AND LEGISLATIVE PROPER SERVICES						
CURRENT OPERATING EXPENDITURES						
Personal Services						
Salaries - Itemized Position	50101010	830,993,137.54	56,959,793.30	341,929,818.92	489,063,318.62	
Salaries & Wages - Unfilled Position	50101010-A	48,131,000.00			48,131,000.00	
Casual Wages	50101020-01	51,000,000.00	3,690,907.26	22,466,733.80	28,533,266.20	
Contractual Wages	50101020-02	13,650,000.00	909,631.70	5,670,636.66	7,979,363.34	
PERA	50102010	52,580,000.00	3,469,000.00	20,876,888.47	31,703,111.53	
Representation Allowance (RA)	50102020	13,375,000.00	1,003,900.00	6,001,900.00	7,373,100.00	
Transportation Allowance (TA)	50102030	12,875,000.00	890,000.00	5,323,000.00	7,552,000.00	
Clothing/Uniform Allowance	50102040	10,100,000.00		8,620,000.00	1,480,000.00	
Health Workers Benefits	50102060	600,000.00	17,800.00	86,800.00	513,200.00	
Productivity Incentive Benefits	50102080	6,100,000.00	6,000.00	5,064,000.00	1,036,000.00	
Honoraria	50102100	900,000.00	16,250.00	237,000.00	663,000.00	
Longevity Pay	50102120	58,570,000.00	20,141.15	26,323,232.49	32,246,767.51	
Overtime Services	50102130	26,500,000.00	1,615,859.53	10,293,943.44	16,206,056.56	
Year-End Bonus	50102140	63,300,000.00		12,798.50	63,287,201.50	
Cash Gift	50102150	9,900,000.00		2,500.00	9,897,500.00	
Other Bonuses and Allowances	50102990	128,003,016.00	25,981,000.00	26,510,567.74	101,492,448.26	
Provident Fund Contributions (SEF)	50103050	16,441,740.86	2,416,302.82	7,230,951.36	9,210,789.50	
Retirement Benefits - Civilians	50104020	16,500,000.00			16,500,000.00	
Terminal Leave	50104030	70,500,000.00	536,292.82	7,125,398.01	63,374,601.99	
Other Personnel Benefits	50104990	402,100,800.00	70,208,838.52	240,785,812.46	161,314,987.54	
Total Personal Services		1,832,119,694.40	167,741,717.10	734,561,981.85	1,097,557,712.55	
Personal Services						
GSIS Contribution	50103010	98,834,325.92	7,228,525.48	44,353,287.13	54,481,038.79	
Pag-Ibig Contribution	50103020	3,842,900.00	171,400.00	1,038,700.00	2,804,200.00	

Allotment Class / Object of Expenditure (1)	Code	Allotment Received (2)	Obligations Incurred		Unobligated Balance of Allotment (5) = (2) - (4)	REMARKS (6)
			This Report (3)	To Date (4)		
PhilHealth Contribution	50103030	8,194,487.50	456,250.00	2,878,562.50	5,315,925.00	
ECC Contribution	50103040	3,842,900.00	172,700.00	1,042,900.00	2,800,000.00	
Total Personal Services		114,714,613.42	8,028,875.48	49,313,449.63	65,401,163.79	
Total Personal Services		1,946,834,307.82	175,770,592.58	783,875,431.48	1,162,958,876.34	
Maintenance and Other Operating Expenses						
Travelling Expenses - Local	50201010	199,991,337.98	3,203,376.24	47,117,681.03	152,873,656.95	
Travelling Expenses - Foreign	50201020	29,263,168.68	1,411,378.03	3,222,151.26	26,041,017.42	
Training Expenses	50202010	2,985,080.28	38,798.04	466,975.28	2,518,105.00	
Office Supplies Expenses	50203010	32,676,956.42	251,873.84	2,735,182.80	29,941,773.62	
Accountable Forms Expenses	50203020	802,680.00	880.00	2,680.00	800,000.00	
Medical,Dental & Lab. Supplies Expenses	50203080	500,000.00	35,644.80	132,826.56	367,173.44	
Fuel, Oil & Lubricants Expenses	50203090	5,000,000.00	155,566.75	748,651.58	4,251,348.42	
Military, Police & Traffic Supplies Exp.	50203120	600,000.00			600,000.00	
Semi-Expendable Machinery	50203210-01	100,000.00			100,000.00	
Semi-Expendable Office Equipment	50203210-02	500,000.00	13,600.00	16,199.30	483,800.70	
Semi-Expendable ICT Equipment	50203210-03	500,000.00	-210.00	305,137.68	194,862.32	
Semi-Expendable Communication Equipment	50203210-07	300,000.00		19,950.00	280,050.00	
Semi-Expendable Disaster Response & Resc	50203210-08	100,000.00			100,000.00	
Semi-Expendable Military,Police & Securi	50203210-09	100,000.00			100,000.00	
Semi-Expendable Medical Equipment	50203210-10	100,000.00		7,600.00	92,400.00	
Semi-Expendable Printing Equipment	50203210-11	100,000.00			100,000.00	
Semi-Expendable Sports Equipment	50203210-12	300,000.00			300,000.00	
Semi-Expendable Other Machinery & Equipm	50203210-99	2,600,000.00	40,634.00	99,122.75	2,500,877.25	
Semi-Expendable Furniture & Fixture	50203220-01	539,630.00	60,718.40	100,348.40	439,281.60	
Semi-Expendable Books	50203220-02	300,000.00	4,946.40	156,952.40	143,047.60	
Other Supplies Expenses	50203990	15,032,709.81	63,404.40	1,572,301.55	13,460,408.26	
Water Expenses	50204010	10,875,615.96	1,217,087.06	3,457,149.99	7,418,465.97	
Electricity Expenses	50204020	44,476,513.43	8,081.55	5,335,873.65	39,140,639.78	
Postage & Deliveries Expenses	50205010	379,074.00	18,873.00	79,074.00	300,000.00	
Telephone and Mobile Expense	50205020	30,634,928.65	554,572.26	4,292,924.08	26,342,004.57	
Internet Expenses	50205030	9,202,181.40	591,986.37	2,499,563.80	6,702,617.60	
Cable, Radio, Sattelite Expenses	50205040	2,527,740.00	8,000.00	1,027,390.00	1,500,350.00	
Extraordinary and Miscellaneous Expenses	50210030	318,863,805.53	20,742,332.32	119,730,903.53	199,132,902.00	
Legal Services	50211010	321,050.00	6,650.00	21,050.00	300,000.00	
Auditing Expenses	50211020	2,800,000.00	180,542.20	604,321.20	2,195,678.80	
Consultancy Services	50211030	166,793,261.87	8,220,997.36	47,045,076.31	119,748,185.56	
Other Professional Services	50211990	3,600,000.00			3,600,000.00	

Allotment Class / Object of Expenditure (1)	Code	Allotment Received (2)	Obligations Incurred		Unobligated Balance of Allotment (5) = (2) - (4)	REMARKS (6)
			This Report (3)	To Date (4)		
Environment/Sanitary Services	50212010	500,000.00		116,400.00	383,600.00	
Janitorial Services	50212020	32,500,000.00	3,067,656.91	12,701,279.57	19,798,720.43	
Security Services	50212030	4,500,000.00	326,026.40	1,956,158.40	2,543,841.60	
Other General Services	50212990	500,000.00			500,000.00	
Repair & Maint. - Office Bldgs.	50213040-01	1,500,000.00			1,500,000.00	
Repair & Maint. - Other Structure	50213040-99	500,000.00			500,000.00	
Repair & Maint. - Office Equip.	50213050-02	1,200,000.00			1,200,000.00	
Repair & Maint. - IT Equipment	50213050-03	1,200,000.00			1,200,000.00	
Repair & Maint. - Communication Eqpt.	50213050-07	1,500,000.00			1,500,000.00	
Repair & Maint.-Fire Equipment	50213050-09	500,000.00			500,000.00	
Repair & Maint. - Medical, Dental, etc.	50213050-11	500,000.00			500,000.00	
Repair & Maint. - Motor Vehicle	50213060-01	2,550,000.00	35,916.40	590,884.20	1,959,115.80	
Repair & Maint. - Furn. & Fixtures	50213070	1,200,000.00			1,200,000.00	
Repair & Maint. - Other Property, etc.	50213990	3,500,000.00	97,992.50	616,808.98	2,883,191.02	
Taxes, Duties and Licenses	50215010	750,000.00	5,271.45	40,727.07	709,272.93	
Fidelity Bond Premium	50215020	750,000.00	150.00	106,462.50	643,537.50	
Insurance Premiums	50215030	2,300,000.00	15,397.78	770,989.44	1,529,010.56	
Advertisement Expenses	50299010	2,500,000.00		165,220.20	2,334,779.80	
Printing & Binding Expenses	50299020	3,500,000.00	-50,000.00	66,000.00	3,434,000.00	
Representation Expenses	50299030	94,106,709.26	5,898,366.65	30,516,641.39	63,590,067.87	
Transportation & Delivery Expenses	50299040	500,000.00			500,000.00	
Rent Expenses	50299050	208,539,169.41	36,565,489.40	120,689,807.93	87,849,361.48	
Membership Dues & Contribution to Orgns	50299060	1,947,000.00		772,426.18	1,174,573.82	
Subscription Expenses	50299070	17,374,363.76	-150,719.56	2,854,157.13	14,520,206.63	
Other Maintenance and Other Operating Ex	50299990	470,865,715.74	33,061,806.57	200,221,001.97	270,644,713.77	
Total Maintenance and Other Operating Expenses		1,738,148,692.18	115,703,087.52	612,982,052.11	1,125,166,640.07	
Capital Outlays						
Office Buildings	10604010	12,550,000.00			12,550,000.00	
Office Equipment	10605020	8,600,000.00		135,498.00	8,464,502.00	
IT Equipment	10605030	7,950,000.00		184,500.00	7,765,500.00	
Communication Equipment	10605070	800,000.00			800,000.00	
Firefighting Equipment & Accessories	10605090-01	1,500,000.00			1,500,000.00	
Military, Police & Security Equipment	10605100	1,800,000.00			1,800,000.00	
Medical, Dental & Laboratory Equipment	10605110	800,000.00			800,000.00	
Printing Equipment	10605120	500,000.00			500,000.00	
Sports Equipment	10605130	500,000.00		34,500.00	465,500.00	


Allotment Class / Object of Expenditure (1)	Code	Allotment Received (2)	Obligations Incurred		Unobligated Balance of Allotment (5) = (2) - (4)	REMARKS (6)
			This Report (3)	To Date (4)		
Motor Vehicles	10606010	12,300,000.00			12,300,000.00	
Furniture & Fixture Equipment	10607010	2,800,000.00		204,640.54	2,595,359.46	
Library Books	10607020	2,500,000.00			2,500,000.00	
Other Property, etc.	10698990	6,500,000.00	34,255.00	173,530.00	6,326,470.00	
Computer Software	10801020	2,800,000.00			2,800,000.00	
Total Capital Outlays		61,900,000.00	34,255.00	732,668.54	61,167,331.46	
Total Current Operating Expenditures		3,746,883,000.00	291,507,935.10	1,397,590,152.13	2,349,292,847.87	
TOTAL CURRENT OPERATING EXPENDITURES		3,746,883,000.00	291,507,935.10	1,397,590,152.13	2,349,292,847.87	
SPECIAL PURPOSE FUNDS						
MISCELLANEOUS PERSONNEL BENEFITS FUNDS						
Personal Services						
Salary Increase	50101010-01	101,573,000.00	6,895,273.63	41,575,987.83	59,997,012.17	
Casual Increase	50101020-11	2,800,000.00	153,319.00	940,570.00	1,859,430.00	
Contractual Increase	50101020-21	2,000,000.00	106,275.00	659,460.00	1,340,540.00	
Other Bonuses and Allowances	50102990	76,160,733.00	78,175.00	66,290,250.00	9,870,483.00	
GSIS (RLIP)	50103010-01	11,747,000.00	827,970.60	4,149,027.00	7,597,973.00	
Total Personal Services		194,280,733.00	8,061,013.23	113,615,294.83	80,665,438.17	
Total Miscellaneous Personnel Benefits Funds		194,280,733.00	8,061,013.23	113,615,294.83	80,665,438.17	
Total Special Purpose Funds		194,280,733.00	8,061,013.23	113,615,294.83	80,665,438.17	
TOTAL SPECIAL PURPOSE FUNDS		194,280,733.00	8,061,013.23	113,615,294.83	80,665,438.17	
CONTINUING APPROPRIATIONS						
REGULAR						
Maintenance and Other Operating Expenses						
Travelling Expenses - Local	50201010	70,149,961.21	8,107,447.87	27,712,032.85	42,437,928.36	
Travelling Expenses - Foreign	50201020	16,636,730.99	427,140.00	591,486.99	16,045,244.00	
Training Expenses	50202010	700,000.00			700,000.00	
Scholarship Expenses	50202020	500,000.00			500,000.00	
Office Supplies Expenses	50203010	11,809,061.15	110,379.77	626,861.67	11,182,199.48	
Accountable Forms Expenses	50203020	1,002,000.00			1,002,000.00	
Other Supplies Expenses	50203990	4,741,171.73	50,798.54	103,873.15	4,637,298.58	
Water Expenses	50204010	123,186.43	-2,295.43	92.57	123,093.86	
Electricity Expenses	50204020	17,983,632.23	1,771,506.07	4,525,522.68	13,458,109.55	
Postage & Deliveries Expenses	50205010	291,048.00	2,455.00	14,048.00	277,000.00	
Telephone and Mobile Expense	50205020	12,333,743.02	14,781.27	696,425.99	11,637,317.03	

Allotment Class / Object of Expenditure (1)	Code	Allotment Received (2)	Obligations Incurred		Unobligated Balance of Allotment (5) = (2) - (4)	REMARKS (6)
			This Report (3)	To Date (4)		
Internet Expenses	50205030	2,971,160.32	-60,696.00	314,191.97	2,656,968.35	
Cable, Radio, Sattelite Expenses	50205040	16,000.00	4,000.00	6,000.00	10,000.00	
Extraordinary and Miscellaneous Expenses	50210030	43,337,205.59	200,000.00	2,439,573.43	40,897,632.16	
Legal Services	50211010	1,020,850.00	6,350.00	6,350.00	1,014,500.00	
Consultancy Services	50211030	181,048,929.44	10,806,917.22	54,636,356.88	126,412,572.56	
Janitorial Services	50212020	60,000.00			60,000.00	
Repair & Maint. - Motor Vehicle	50213060-01	1,740,000.00	100,244.96	270,244.96	1,469,755.04	
Printing & Binding Expenses	50299020	610,000.00			610,000.00	
Representation Expenses	50299030	28,039,126.86	336,303.49	1,644,760.98	26,394,365.88	
Rent Expenses	50299050	6,614,717.73	379,655.70	1,487,939.38	5,126,778.35	
Subscription Expenses	50299070	3,629,607.23	8,143.00	43,836.00	3,585,771.23	
Other Maintenance and Other Operating Ex	50299990	72,821,930.28	8,899,870.05	29,901,609.88	42,920,320.40	
Total Maintenance and Other Operating Expenses		478,180,062.21	31,163,001.51	125,021,207.38	353,158,854.83	
Capital Outlays						
Office Equipment	10605020	4,166,295.52		123,800.00	4,042,495.52	
IT Equipment	10605030	4,788,491.94	200,000.00	371,913.00	4,416,578.94	
Communication Equipment	10605070	253,590.16			253,590.16	
Firefighting Equipment & Accessories	10605090-01	100,610.00			100,610.00	
Military, Police & Security Equipment	10605100	183,311.12			183,311.12	
Medical, Dental & Laboratory Equipment	10605110	187,000.00			187,000.00	
Motor Vehciles	10606010	4,800,000.00			4,800,000.00	
Furniture & Fixture Equipment	10607010	651,032.73			651,032.73	
Library Books	10607020	100,515.61			100,515.61	
Other Property, etc.	10698990	343,924.41			343,924.41	
Computer Software	10801020	281,904.00			281,904.00	
Total Capital Outlays		15,856,675.49	200,000.00	495,713.00	15,360,962.49	
Total Continuing Appropriations Regular		494,036,737.70	31,363,001.51	125,516,920.38	368,519,817.32	
TOTAL CONTINUING APPROPRIATIONS		494,036,737.70	31,363,001.51	125,516,920.38	368,519,817.32	
TOTAL PROPER AND SECRETARIAT		4,435,200,470.70	330,931,949.84	1,636,722,367.34	2,798,478,103.36	
PROGRAM B - LOCALLY FUNDED PROJECTS						
Technical, Studies on the Economy, Taxation, Energy, Environment, Banking, Agriculture, Trasportation						
CURRENT OPERATING EXPENDITURES						
Maintenance and Other Operating Expenses						

Allotment Class / Object of Expenditure (1)	Code	Allotment Received (2)	Obligations Incurred		Unobligated Balance of Allotment (5) = (2) - (4)	REMARKS (6)
			This Report (3)	To Date (4)		
Research, Exploration & Dev Exp.	50207020	69,356,000.00			69,356,000.00	
<i>Total Maintenance and Other Operating Expenses</i>		69,356,000.00			69,356,000.00	
<i>Total Current Operating Expenditures</i>		69,356,000.00			69,356,000.00	
TOTAL LOCALLY-FUNDED PROJECTS		69,356,000.00			69,356,000.00	
CONTINUING APPROPRIATIONS REGULAR						
Maintenance and Other Operating Expenses						
Research, Exploration & Dev Exp.	50207020	69,356,000.00			69,356,000.00	
<i>Total Maintenance and Other Operating Expenses</i>		69,356,000.00			69,356,000.00	
<i>Total Continuing Appropriations Regular</i>		69,356,000.00			69,356,000.00	
TOTAL CONTINUING APPROPRIATIONS		69,356,000.00			69,356,000.00	
TOTAL PROGRAM B		138,712,000.00			138,712,000.00	
GRAND TOTAL		4,573,912,470.70	330,931,949.84	1,636,722,367.34	2,937,190,103.36	

Certified Correct:

Submitted By:


RENATO B. CHUA
 Chief, Legislative Budget Service


ATTY. LUTGARDO B. BARBO
 Senate Secretary

STATEMENT OF ALLOTMENT, OBLIGATIONS AND BALANCES

As of July 31, 2016

(Summary by Source)

DEPARTMENT
Agency: SENATE
Fund: General

Allotment Class / Object of Expenditure (1)	Code	Allotment Received (2)	Obligations Incurred		Unobligated Balance of Allotment (5) = (2) - (4)	REMARKS (6)
			This Report (3)	To Date (4)		
PROGRAM A1 & A2						
SECRETARIAT AND LEGISLATIVE PROPER SERVICES						
CURRENT OPERATING EXPENDITURES						
Personal Services						
Salaries - Itemized Position	50101010	827,834,967.88	45,500,416.49	387,430,235.41	440,404,732.47	
Salaries & Wages - Unfilled Position	50101010-A	48,131,000.00			48,131,000.00	
Casual Wages	50101020-01	51,000,000.00	3,710,585.92	26,177,319.72	24,822,680.28	
Contractual Wages	50101020-02	13,650,000.00	908,111.00	6,578,747.66	7,071,252.34	
PERA	50102010	52,530,000.00	2,814,363.64	23,691,252.11	28,838,747.89	
Representation Allowance (RA)	50102020	13,381,000.00	983,500.00	6,985,400.00	6,395,600.00	
Transportation Allowance (TA)	50102030	12,881,000.00	870,500.00	6,193,500.00	6,687,500.00	
Clothing/Uniform Allowance	50102040	10,100,000.00	21,000.00	8,641,000.00	1,459,000.00	
Health Workers Benefits	50102060	600,000.00	18,550.00	105,350.00	494,650.00	
Productivity Incentive Benefits	50102080	6,100,000.00		5,064,000.00	1,036,000.00	
Honoraria	50102100	900,000.00	15,375.00	252,375.00	647,625.00	
Longevity Pay	50102120	58,570,000.00	18,879.00	26,342,111.49	32,227,888.51	
Overtime Services	50102130	26,500,000.00	1,846,383.55	12,140,326.99	14,359,673.01	
Year-End Bonus	50102140	63,300,000.00	9,274.50	22,073.00	63,277,927.00	
Cash Gift	50102150	9,900,000.00	2,500.00	5,000.00	9,895,000.00	
Other Bonuses and Allowances	50102990	128,003,016.00	131,600.00	26,642,167.74	101,360,848.26	
Provident Fund Contributions (SEF)	50103050	16,441,740.86	1,020,470.60	8,251,421.96	8,190,318.90	
Retirement Benefits - Civilians	50104020	16,500,000.00			16,500,000.00	
Terminal Leave	50104030	70,500,000.00	811,412.50	7,936,810.51	62,563,189.49	
Other Personnel Benefits	50104990	402,093,300.00	58,565,087.23	299,350,899.69	102,742,400.31	
Total Personal Services		1,828,916,024.74	117,248,009.43	851,809,991.28	977,106,033.46	
Personal Services						
GSIS Contribution	50103010	98,834,325.92	5,835,207.10	50,188,494.23	48,645,831.69	
Pag-Ibig Contribution	50103020	3,842,900.00	138,200.00	1,176,900.00	2,666,000.00	

Allotment Class / Object of Expenditure (1)	Code	Allotment Received (2)	Obligations Incurred		Unobligated Balance of Allotment (5) = (2) - (4)	REMARKS (6)
			This Report (3)	To Date (4)		
PhilHealth Contribution	50103030	8,194,487.50	380,250.00	3,258,812.50	4,935,675.00	
ECC Contribution	50103040	3,842,900.00	138,600.00	1,181,500.00	2,661,400.00	
Total Personal Services		114,714,613.42	6,492,257.10	55,805,706.73	58,908,906.69	
Total Personal Services		1,943,630,638.16	123,740,266.53	907,615,698.01	1,036,014,940.15	
Maintenance and Other Operating Expenses						
Travelling Expenses - Local	50201010	199,109,909.65	8,247,655.49	55,365,336.52	143,744,573.13	
Travelling Expenses - Foreign	50201020	29,197,052.68	701,795.46	3,923,946.72	25,273,105.96	
Training Expenses	50202010	3,313,599.04	669,318.76	1,136,294.04	2,177,305.00	
Office Supplies Expenses	50203010	32,257,922.77	424,921.48	3,160,104.28	29,097,818.49	
Accountable Forms Expenses	50203020	802,680.00		2,680.00	800,000.00	
Medical,Dental & Lab. Supplies Expenses	50203080	500,000.00		132,826.56	367,173.44	
Fuel, Oil & Lubricants Expenses	50203090	5,000,000.00	91,283.38	839,934.96	4,160,065.04	
Military, Police & Traffic Supplies Exp.	50203120	600,000.00			600,000.00	
Semi-Expendable Machinery	50203210-01	100,000.00			100,000.00	
Semi-Expendable Office Equipment	50203210-02	500,000.00	210,152.00	226,351.30	273,648.70	
Semi-Expendable ICT Equipment	50203210-03	500,000.00	-128.00	305,009.68	194,990.32	
Semi-Expendable Communication Equipment	50203210-07	300,000.00	-12,000.00	7,950.00	292,050.00	
Semi-Expendable Disaster Response & Resc	50203210-08	100,000.00			100,000.00	
Semi-Expendable Military,Police & Securi	50203210-09	100,000.00			100,000.00	
Semi-Expendable Medical Equipment	50203210-10	100,000.00		7,600.00	92,400.00	
Semi-Expendable Printing Equipment	50203210-11	100,000.00			100,000.00	
Semi-Expendable Sports Equipment	50203210-12	300,000.00			300,000.00	
Semi-Expendable Other Machinery & Equipm	50203210-99	2,601,400.00	64,892.00	164,014.75	2,437,385.25	
Semi-Expendable Furniture & Fixture	50203220-01	539,630.00		100,348.40	439,281.60	
Semi-Expendable Books	50203220-02	300,000.00		156,952.40	143,047.60	
Other Supplies Expenses	50203990	14,716,960.81	972,026.26	2,544,327.81	12,172,633.00	
Water Expenses	50204010	10,853,959.96	31,460.50	3,488,610.49	7,365,349.47	
Electricity Expenses	50204020	44,328,810.43	1,337,095.37	6,672,969.02	37,655,841.41	
Postage & Deliveries Expenses	50205010	380,244.00	1,170.00	80,244.00	300,000.00	
Telephone and Mobile Expense	50205020	30,227,579.53	846,528.69	5,139,452.77	25,088,126.76	
Internet Expenses	50205030	9,198,126.40	297,772.00	2,797,335.80	6,400,790.60	
Cable, Radio, Sattelite Expenses	50205040	2,527,740.00		1,027,390.00	1,500,350.00	
Extraordinary and Miscellaneous Expenses	50210030	318,261,296.16	18,155,050.00	137,885,953.53	180,375,342.63	
Legal Services	50211010	321,050.00		21,050.00	300,000.00	
Auditing Expenses	50211020	2,800,000.00	7,073.74	611,394.94	2,188,605.06	
Consultancy Services	50211030	168,703,237.57	5,341,771.94	52,386,848.25	116,316,389.32	
Other Professional Services	50211990	3,600,000.00			3,600,000.00	

Allotment Class / Object of Expenditure (1)	Code	Allotment Received (2)	Obligations Incurred		Unobligated Balance of Allotment (5) = (2) - (4)	REMARKS (6)
			This Report (3)	To Date (4)		
Environment/Sanitary Services	50212010	500,000.00		116,400.00	383,600.00	
Janitorial Services	50212020	32,500,000.00	2,408,268.82	15,109,548.39	17,390,451.61	
Security Services	50212030	4,500,000.00	355,384.40	2,311,542.80	2,188,457.20	
Other General Services	50212990	500,000.00			500,000.00	
Repair & Maint. - Office Bldgs.	50213040-01	1,500,000.00			1,500,000.00	
Repair & Maint. - Other Structure	50213040-99	500,000.00			500,000.00	
Repair & Maint. - Office Equip.	50213050-02	1,200,000.00			1,200,000.00	
Repair & Maint. - IT Equipment	50213050-03	1,200,000.00			1,200,000.00	
Repair & Maint. - Communication Eqpt.	50213050-07	1,500,000.00	1,500.00	1,500.00	1,498,500.00	
Repair & Maint.-Fire Equipment	50213050-09	500,000.00			500,000.00	
Repair & Maint. - Medical, Dental, etc.	50213050-11	500,000.00			500,000.00	
Repair & Maint. - Motor Vehicle	50213060-01	2,550,000.00	96,606.35	687,490.55	1,862,509.45	
Repair & Maint. - Furn. & Fixtures	50213070	1,200,000.00			1,200,000.00	
Repair & Maint. - Other Property, etc.	50213990	3,500,000.00	116,480.00	733,288.98	2,766,711.02	
Taxes, Duties and Licenses	50215010	750,000.00		40,727.07	709,272.93	
Fidelity Bond Premium	50215020	750,000.00	2,250.00	108,712.50	641,287.50	
Insurance Premiums	50215030	2,300,000.00	23,847.84	794,837.28	1,505,162.72	
Advertisement Expenses	50299010	2,500,000.00		165,220.20	2,334,779.80	
Printing & Binding Expenses	50299020	3,500,000.00	89,793.00	155,793.00	3,344,207.00	
Representation Expenses	50299030	94,624,369.67	5,012,555.53	35,529,196.92	59,095,172.75	
Transportation & Delivery Expenses	50299040	500,000.00			500,000.00	
Rent Expenses	50299050	206,305,039.44	1,857,847.76	122,547,655.69	83,757,383.75	
Membership Dues & Contribution to Orgns	50299060	1,947,000.00		772,426.18	1,174,573.82	
Subscription Expenses	50299070	17,031,501.03	415,330.27	3,269,487.40	13,762,013.63	
Other Maintenance and Other Operating Ex	50299990	476,753,252.70	30,458,880.58	230,679,882.55	246,073,370.15	
Total Maintenance and Other Operating Expenses		1,741,352,361.84	78,226,583.62	691,208,635.73	1,050,143,726.11	
Capital Outlays						
Office Buildings	10604010	12,550,000.00			12,550,000.00	
Office Equipment	10605020	8,600,000.00		135,498.00	8,464,502.00	
IT Equipment	10605030	7,950,000.00		184,500.00	7,765,500.00	
Communication Equipment	10605070	800,000.00			800,000.00	
Firefighting Equipment & Accessories	10605090-01	1,500,000.00			1,500,000.00	
Military, Police & Security Equipment	10605100	1,800,000.00			1,800,000.00	
Medical, Dental & Laboratory Equipment	10605110	800,000.00			800,000.00	
Printing Equipment	10605120	500,000.00			500,000.00	
Sports Equipment	10605130	500,000.00		34,500.00	465,500.00	

Allotment Class / Object of Expenditure (1)	Code	Allotment Received (2)	Obligations Incurred		Unobligated Balance of Allotment (5) = (2) - (4)	REMARKS (6)
			This Report (3)	To Date (4)		
Motor Vehicles	10606010	12,300,000.00			12,300,000.00	
Furniture & Fixture Equipment	10607010	2,800,000.00		204,640.54	2,595,359.46	
Library Books	10607020	2,500,000.00			2,500,000.00	
Other Property, etc.	10698990	6,500,000.00		173,530.00	6,326,470.00	
Computer Software	10801020	2,800,000.00			2,800,000.00	
Total Capital Outlays		61,900,000.00		732,668.54	61,167,331.46	
Total Current Operating Expenditures		3,746,883,000.00	201,966,850.15	1,599,557,002.28	2,147,325,997.72	
TOTAL CURRENT OPERATING EXPENDITURES		3,746,883,000.00	201,966,850.15	1,599,557,002.28	2,147,325,997.72	
SPECIAL PURPOSE FUNDS						
MISCELLANEOUS PERSONNEL BENEFITS FUNDS						
Personal Services						
Salary Increase	50101010-01	101,573,000.00	5,272,227.25	46,848,215.08	54,724,784.92	
Casual Increase	50101020-11	2,800,000.00	151,269.00	1,091,839.00	1,708,161.00	
Contractual Increase	50101020-21	2,000,000.00	106,275.00	765,735.00	1,234,265.00	
Other Bonuses and Allowances	50102990	76,160,733.00	866.00	66,291,116.00	9,869,617.00	
GSIS (RLIP)	50103010-01	11,747,000.00	677,816.88	4,826,843.88	6,920,156.12	
Total Personal Services		194,280,733.00	6,208,454.13	119,823,748.96	74,456,984.04	
Total Miscellaneous Personnel Benefits Funds		194,280,733.00	6,208,454.13	119,823,748.96	74,456,984.04	
Total Special Purpose Funds		194,280,733.00	6,208,454.13	119,823,748.96	74,456,984.04	
TOTAL SPECIAL PURPOSE FUNDS						
CONTINUING APPROPRIATIONS						
REGULAR						
Maintenance and Other Operating Expenses						
Travelling Expenses - Local	50201010	70,149,961.21	4,345,600.00	32,057,632.85	38,092,328.36	
Travelling Expenses - Foreign	50201020	16,636,730.99		591,486.99	16,045,244.00	
Training Expenses	50202010	700,000.00			700,000.00	
Scholarship Expenses	50202020	500,000.00			500,000.00	
Office Supplies Expenses	50203010	11,809,061.15	217,005.15	843,866.82	10,965,194.33	
Accountable Forms Expenses	50203020	1,002,000.00			1,002,000.00	
Other Supplies Expenses	50203990	4,741,171.73	101,403.64	205,276.79	4,535,894.94	
Water Expenses	50204010	123,186.43		92.57	123,093.86	
Electricity Expenses	50204020	17,983,632.23		4,525,522.68	13,458,109.55	
Postage & Deliveries Expenses	50205010	291,048.00	5,500.00	19,548.00	271,500.00	
Telephone and Mobile Expense	50205020	12,333,743.02	63,729.43	760,155.42	11,573,587.60	

Allotment Class / Object of Expenditure (1)	Code	Allotment Received (2)	Obligations Incurred		Unobligated Balance of Allotment (5) = (2) - (4)	REMARKS (6)
			This Report (3)	To Date (4)		
Internet Expenses	50205030	2,971,160.32	37,340.00	351,531.97	2,619,628.35	
Cable, Radio, Sattelite Expenses	50205040	16,000.00		6,000.00	10,000.00	
Extraordinary and Miscellaneous Expenses	50210030	43,337,205.59	156,000.00	2,595,573.43	40,741,632.16	
Legal Services	50211010	1,020,850.00	1,000.00	7,350.00	1,013,500.00	
Consultancy Services	50211030	181,048,929.44	2,845,048.10	57,481,404.98	123,567,524.46	
Janitorial Services	50212020	60,000.00			60,000.00	
Repair & Maint. - Motor Vehicle	50213060-01	1,740,000.00	50,000.00	320,244.96	1,419,755.04	
Printing & Binding Expenses	50299020	610,000.00			610,000.00	
Representation Expenses	50299030	28,039,126.86	512,166.34	2,156,927.32	25,882,199.54	
Rent Expenses	50299050	6,614,717.73	77,744.00	1,565,683.38	5,049,034.35	
Subscription Expenses	50299070	3,629,607.23	12,670.00	56,506.00	3,573,101.23	
Other Maintenance and Other Operating Ex	50299990	72,821,930.28	4,864,379.31	34,765,989.19	38,055,941.09	
Total Maintenance and Other Operating Expenses		478,180,062.21	13,289,585.97	138,310,793.35	339,869,268.86	
Capital Outlays						
Office Equipment	10605020	4,166,295.52		123,800.00	4,042,495.52	
IT Equipment	10605030	4,788,491.94		371,913.00	4,416,578.94	
Communication Equipment	10605070	253,590.16			253,590.16	
Firefighting Equipment & Accessories	10605090-01	100,610.00			100,610.00	
Military, Police & Security Equipment	10605100	183,311.12			183,311.12	
Medical, Dental & Laboratory Equipment	10605110	187,000.00			187,000.00	
Motor Vehicles	10606010	4,800,000.00			4,800,000.00	
Furniture & Fixture Equipment	10607010	651,032.73			651,032.73	
Library Books	10607020	100,515.61			100,515.61	
Other Property, etc.	10698990	343,924.41			343,924.41	
Computer Software	10801020	281,904.00			281,904.00	
Total Capital Outlays		15,856,675.49		495,713.00	15,360,962.49	
Total Continuing Appropriations Regular		494,036,737.70	13,289,585.97	138,806,506.35	355,230,231.35	
TOTAL CONTINUING APPROPRIATIONS		494,036,737.70	13,289,585.97	138,806,506.35	355,230,231.35	
TOTAL PROPER AND SECRETARIAT		4,435,200,470.70	221,464,890.25	1,858,187,257.59	2,577,013,213.11	
PROGRAM B - LOCALLY FUNDED PROJECTS						
Technical, Studies on the Economy, Taxation, Energy, Environment, Banking, Agriculture, Trasportation						
CURRENT OPERATING EXPENDITURES						
Maintenance and Other Operating Expenses						

Allotment Class / Object of Expenditure (1)	Code	Allotment Received (2)	Obligations Incurred		Unobligated Balance of Allotment (5) = (2) - (4)	REMARKS (6)
			This Report (3)	To Date (4)		
Research, Exploration & Dev Exp.	50207020	69,356,000.00			69,356,000.00	
<i>Total Maintenance and Other Operating Expenses</i>		69,356,000.00			69,356,000.00	
<i>Total Current Operating Expenditures</i>		69,356,000.00			69,356,000.00	
TOTAL LOCALLY-FUNDED PROJECTS		69,356,000.00			69,356,000.00	
CONTINUING APPROPRIATIONS REGULAR						
Maintenance and Other Operating Expenses						
Research, Exploration & Dev Exp.	50207020	69,356,000.00			69,356,000.00	
<i>Total Maintenance and Other Operating Expenses</i>		69,356,000.00			69,356,000.00	
<i>Total Continuing Appropriations Regular</i>		69,356,000.00			69,356,000.00	
TOTAL CONTINUING APPROPRIATIONS		69,356,000.00			69,356,000.00	
TOTAL PROGRAM B		138,712,000.00			138,712,000.00	
GRAND TOTAL		4,573,912,470.70	221,464,890.25	1,858,187,257.59	2,715,725,213.11	

Certified Correct:

Submitted By:


RENATO B. CHUA
 Chief, Legislative Budget Service


ATTY. LUTGARDO B. BARBO
 Senate Secretary

STATEMENT OF ALLOTMENT, OBLIGATIONS AND BALANCES

As of August 31, 2016

(Summary by Source)

DEPARTMENT
Agency: SENATE
Fund: General

Allotment Class / Object of Expenditure (1)	Code	Allotment Received (2)	Obligations Incurred		Unobligated Balance of Allotment (5) = (2) - (4)	REMARKS (6)
			This Report (3)	To Date (4)		
PROGRAM A1 & A2						
SECRETARIAT AND LEGISLATIVE PROPER SERVICES						
CURRENT OPERATING EXPENDITURES						
Personal Services						
Salaries - Itemized Position	50101010	823,523,208.69	59,038,244.85	446,468,480.26	377,054,728.43	
Salaries & Wages - Unfilled Position	50101010-A	48,131,000.00			48,131,000.00	
Casual Wages	50101020-01	51,000,000.00	3,540,703.16	29,718,022.88	21,281,977.12	
Contractual Wages	50101020-02	13,650,000.00	961,841.00	7,540,588.66	6,109,411.34	
PERA	50102010	52,242,747.12	3,575,339.76	27,266,591.87	24,976,155.25	
Representation Allowance (RA)	50102020	13,371,000.00	984,000.00	7,969,400.00	5,401,600.00	
Transportation Allowance (TA)	50102030	12,871,000.00	871,000.00	7,064,500.00	5,806,500.00	
Clothing/Uniform Allowance	50102040	10,100,000.00		8,641,000.00	1,459,000.00	
Health Workers Benefits	50102060	600,000.00	18,050.00	123,400.00	476,600.00	
Productivity Incentive Benefits	50102080	6,100,000.00		5,064,000.00	1,036,000.00	
Honoraria	50102100	900,000.00	124,500.00	376,875.00	523,125.00	
Longevity Pay	50102120	58,570,000.00	23,032.00	26,365,143.49	32,204,856.51	
Overtime Services	50102130	26,500,000.00	1,883,085.03	14,023,412.02	12,476,587.98	
Year-End Bonus	50102140	63,300,000.00		22,073.00	63,277,927.00	
Cash Gift	50102150	9,900,000.00		5,000.00	9,895,000.00	
Other Bonuses and Allowances	50102990	130,003,016.00	127,500.00	26,769,667.74	103,233,348.26	
Provident Fund Contributions (SEF)	50103050	16,505,160.86	1,001,646.08	9,253,068.04	7,252,092.82	
Retirement Benefits - Civilians	50104020	16,499,490.00			16,499,490.00	
Terminal Leave	50104030	68,500,510.00	24,598,512.11	32,535,322.62	35,965,187.38	
Other Personnel Benefits	50104990	402,230,661.48	23,778,200.66	323,129,100.35	79,101,561.13	
Total Personal Services		1,824,497,794.15	120,525,654.65	972,335,645.93	852,162,148.22	
Personal Services						
GSIS Contribution	50103010	99,170,607.44	6,425,544.02	56,614,038.25	42,556,569.19	
Pag-Ibig Contribution	50103020	3,847,500.00	153,500.00	1,330,400.00	2,517,100.00	

Allotment Class / Object of Expenditure (1)	Code	Allotment Received (2)	Obligations Incurred		Unobligated Balance of Allotment (5) = (2) - (4)	REMARKS (6)
			This Report (3)	To Date (4)		
PhilHealth Contribution	50103030	8,214,212.50	455,837.50	3,714,650.00	4,499,562.50	
ECC Contribution	50103040	3,847,500.00	154,100.00	1,335,600.00	2,511,900.00	
Total Personal Services		115,079,819.94	7,188,981.52	62,994,688.25	52,085,131.69	
Total Personal Services		1,939,577,614.09	127,714,636.17	1,035,330,334.18	904,247,279.91	
Maintenance and Other Operating Expenses						
Travelling Expenses - Local	50201010	197,891,523.44	9,768,969.90	65,134,306.42	132,757,217.02	
Travelling Expenses - Foreign	50201020	28,886,936.68	-2,728.90	3,921,217.82	24,965,718.86	
Training Expenses	50202010	3,336,692.24	154,973.20	1,291,267.24	2,045,425.00	
Office Supplies Expenses	50203010	31,784,675.44	571,272.16	3,731,376.44	28,053,299.00	
Accountable Forms Expenses	50203020	803,240.00	5,560.00	8,240.00	795,000.00	
Medical,Dental & Lab. Supplies Expenses	50203080	500,000.00	13,527.00	146,353.56	353,646.44	
Fuel, Oil & Lubricants Expenses	50203090	5,000,000.00	183,163.56	1,023,098.52	3,976,901.48	
Military, Police & Traffic Supplies Exp.	50203120	600,000.00			600,000.00	
Semi-Expendable Machinery	50203210-01	100,000.00			100,000.00	
Semi-Expendable Office Equipment	50203210-02	500,000.00		226,351.30	273,648.70	
Semi-Expendable ICT Equipment	50203210-03	500,000.00		305,009.68	194,990.32	
Semi-Expendable Communication Equipment	50203210-07	300,000.00		7,950.00	292,050.00	
Semi-Expendable Disaster Response & Resc	50203210-08	100,000.00			100,000.00	
Semi-Expendable Military,Police & Securi	50203210-09	100,000.00			100,000.00	
Semi-Expendable Medical Equipment	50203210-10	100,000.00		7,600.00	92,400.00	
Semi-Expendable Printing Equipment	50203210-11	100,000.00			100,000.00	
Semi-Expendable Sports Equipment	50203210-12	300,000.00			300,000.00	
Semi-Expendable Other Machinery & Equipm	50203210-99	2,601,400.00	-8,252.00	155,762.75	2,445,637.25	
Semi-Expendable Furniture & Fixture	50203220-01	539,630.00		100,348.40	439,281.60	
Semi-Expendable Books	50203220-02	300,000.00		156,952.40	143,047.60	
Other Supplies Expenses	50203990	14,531,592.81	212,647.21	2,756,975.02	11,774,617.79	
Water Expenses	50204010	10,814,941.24	551,641.78	4,040,252.27	6,774,688.97	
Electricity Expenses	50204020	44,095,050.95	1,477,240.51	8,150,209.53	35,944,841.42	
Postage & Deliveries Expenses	50205010	389,291.00	20,813.00	101,057.00	288,234.00	
Telephone and Mobile Expense	50205020	30,143,696.40	1,799,848.13	6,939,300.90	23,204,395.50	
Internet Expenses	50205030	9,231,007.93	486,970.53	3,284,306.33	5,946,701.60	
Cable, Radio, Sattelite Expenses	50205040	2,527,740.00	535.00	1,027,925.00	1,499,815.00	
Extraordinary and Miscellaneous Expenses	50210030	317,691,553.85	22,820,140.00	160,706,093.53	156,985,460.32	
Legal Services	50211010	324,350.00	300.00	21,350.00	303,000.00	
Auditing Expenses	50211020	2,800,000.00	57,594.17	668,989.11	2,131,010.89	
Consultancy Services	50211030	167,989,286.80	6,441,882.22	58,828,730.47	109,160,556.33	
Other Professional Services	50211990	4,718,666.76	718,166.76	718,166.76	4,000,500.00	

Allotment Class / Object of Expenditure (1)	Code	Allotment Received (2)	Obligations Incurred		Unobligated Balance of Allotment (5) = (2) - (4)	REMARKS (6)
			This Report (3)	To Date (4)		
Environment/Sanitary Services	50212010	500,000.00	4,850.00	121,250.00	378,750.00	
Janitorial Services	50212020	32,500,000.00	2,456,044.15	17,565,592.54	14,934,407.46	
Security Services	50212030	4,500,000.00	326,026.40	2,637,569.20	1,862,430.80	
Other General Services	50212990	500,000.00			500,000.00	
Repair & Maint. - Office Bldgs.	50213040-01	1,500,000.00			1,500,000.00	
Repair & Maint. - Other Structure	50213040-99	500,000.00			500,000.00	
Repair & Maint. - Office Equip.	50213050-02	1,240,000.00	40,000.00	40,000.00	1,200,000.00	
Repair & Maint. - IT Equipment	50213050-03	1,240,000.00	40,000.00	40,000.00	1,200,000.00	
Repair & Maint. - Communication Eqpt.	50213050-07	1,500,000.00		1,500.00	1,498,500.00	
Repair & Maint.-Fire Equipment	50213050-09	500,000.00			500,000.00	
Repair & Maint. - Medical, Dental, etc.	50213050-11	500,000.00			500,000.00	
Repair & Maint. - Motor Vehicle	50213060-01	2,565,000.00	144,626.00	832,116.55	1,732,883.45	
Repair & Maint. - Furn. & Fixtures	50213070	1,200,000.00			1,200,000.00	
Repair & Maint. - Other Property, etc.	50213990	3,500,000.00		733,288.98	2,766,711.02	
Taxes, Duties and Licenses	50215010	750,000.00		40,727.07	709,272.93	
Fidelity Bond Premium	50215020	750,000.00	1,125.00	109,837.50	640,162.50	
Insurance Premiums	50215030	2,300,000.00	131,020.37	925,857.65	1,374,142.35	
Advertisement Expenses	50299010	2,500,000.00		165,220.20	2,334,779.80	
Printing & Binding Expenses	50299020	3,500,000.00	12,000.00	167,793.00	3,332,207.00	
Representation Expenses	50299030	95,429,325.05	5,450,221.63	40,979,418.55	54,449,906.50	
Transportation & Delivery Expenses	50299040	500,000.00			500,000.00	
Rent Expenses	50299050	203,006,738.50	6,157,851.62	128,705,507.31	74,301,231.19	
Membership Dues & Contribution to Orgns	50299060	1,947,000.00		772,426.18	1,174,573.82	
Subscription Expenses	50299070	16,551,546.68	307,820.65	3,577,308.05	12,974,238.63	
Other Maintenance and Other Operating Ex	50299990	485,487,500.14	35,439,099.34	266,118,981.89	219,368,518.25	
Total Maintenance and Other Operating Expenses		1,744,568,385.91	95,784,949.39	786,993,585.12	957,574,800.79	
Capital Outlays						
Office Buildings	10604010	12,550,000.00			12,550,000.00	
Office Equipment	10605020	8,500,000.00		135,498.00	8,364,502.00	
IT Equipment	10605030	8,390,000.00	147,256.88	331,756.88	8,058,243.12	
Communication Equipment	10605070	800,000.00			800,000.00	
Firefighting Equipment & Accessories	10605090-01	1,500,000.00			1,500,000.00	
Military, Police & Security Equipment	10605100	1,800,000.00			1,800,000.00	
Medical, Dental & Laboratory Equipment	10605110	800,000.00			800,000.00	
Printing Equipment	10605120	500,000.00			500,000.00	
Sports Equipment	10605130	500,000.00	-34,500.00		500,000.00	

Allotment Class / Object of Expenditure (1)	Code	Allotment Received (2)	Obligations Incurred		Unobligated Balance of Allotment (5) = (2) - (4)	REMARKS (6)
			This Report (3)	To Date (4)		
Motor Vehicles	10606010	12,300,000.00	99,000.00	99,000.00	12,201,000.00	
Furniture & Fixture Equipment	10607010	3,297,000.00		204,640.54	3,092,359.46	
Library Books	10607020	2,500,000.00			2,500,000.00	
Other Property, etc.	10698990	6,500,000.00	34,500.00	208,030.00	6,291,970.00	
Computer Software	10801020	2,800,000.00			2,800,000.00	
Total Capital Outlays		62,737,000.00	246,256.88	978,925.42	61,758,074.58	
Total Current Operating Expenditures		3,746,883,000.00	223,745,842.44	1,823,302,844.72	1,923,580,155.28	
TOTAL CURRENT OPERATING EXPENDITURES		3,746,883,000.00	223,745,842.44	1,823,302,844.72	1,923,580,155.28	
SPECIAL PURPOSE FUNDS						
MISCELLANEOUS PERSONNEL BENEFITS FUNDS						
Personal Services						
Salary Increase	50101010-01	101,573,000.00	7,023,811.40	53,872,026.48	47,700,973.52	
Casual Increase	50101020-11	2,800,000.00	148,385.00	1,240,224.00	1,559,776.00	
Contractual Increase	50101020-21	2,000,000.00	114,516.00	880,251.00	1,119,749.00	
Other Bonuses and Allowances	50102990	76,160,733.00	36,409.00	66,327,525.00	9,833,208.00	
GSIS (RLIP)	50103010-01	11,747,000.00	739,519.68	5,566,363.56	6,180,636.44	
Total Personal Services		194,280,733.00	8,062,641.08	127,886,390.04	66,394,342.96	
Total Miscellaneous Personnel Benefits Funds		194,280,733.00	8,062,641.08	127,886,390.04	66,394,342.96	
Total Special Purpose Funds		194,280,733.00	8,062,641.08	127,886,390.04	66,394,342.96	
TOTAL SPECIAL PURPOSE FUNDS						
CONTINUING APPROPRIATIONS						
REGULAR						
Maintenance and Other Operating Expenses						
Travelling Expenses - Local	50201010	70,149,961.21	4,259,260.37	36,316,893.22	33,833,067.99	
Travelling Expenses - Foreign	50201020	16,636,730.99		591,486.99	16,045,244.00	
Training Expenses	50202010	700,000.00			700,000.00	
Scholarship Expenses	50202020	500,000.00			500,000.00	
Office Supplies Expenses	50203010	11,809,061.15	114,825.87	958,692.69	10,850,368.46	
Accountable Forms Expenses	50203020	1,002,000.00			1,002,000.00	
Other Supplies Expenses	50203990	4,741,171.73	102,144.11	307,420.90	4,433,750.83	
Water Expenses	50204010	123,186.43		92.57	123,093.86	
Electricity Expenses	50204020	17,983,632.23	8,057,853.25	12,583,375.93	5,400,256.30	
Postage & Deliveries Expenses	50205010	291,048.00		19,548.00	271,500.00	
Telephone and Mobile Expense	50205020	12,333,743.02	90,310.83	850,466.25	11,483,276.77	

Allotment Class / Object of Expenditure (1)	Code	Allotment Received (2)	Obligations Incurred		Unobligated Balance of Allotment (5) = (2) - (4)	REMARKS (6)
			This Report (3)	To Date (4)		
Internet Expenses	50205030	2,971,160.32	54,946.80	406,478.77	2,564,681.55	
Cable, Radio, Sattelite Expenses	50205040	16,000.00		6,000.00	10,000.00	
Extraordinary and Miscellaneous Expenses	50210030	43,337,205.59	79,800.00	2,675,373.43	40,661,832.16	
Legal Services	50211010	1,020,850.00		7,350.00	1,013,500.00	
Consultancy Services	50211030	181,048,929.44	5,075,341.83	62,556,746.81	118,492,182.63	
Janitorial Services	50212020	60,000.00			60,000.00	
Repair & Maint. - Motor Vehicle	50213060-01	1,740,000.00		320,244.96	1,419,755.04	
Printing & Binding Expenses	50299020	610,000.00			610,000.00	
Representation Expenses	50299030	28,039,126.86	746,284.85	2,903,212.17	25,135,914.69	
Rent Expenses	50299050	6,614,717.73	157,467.07	1,723,150.45	4,891,567.28	
Subscription Expenses	50299070	3,629,607.23	16,343.00	72,849.00	3,556,758.23	
Other Maintenance and Other Operating Ex	50299990	72,821,930.28	4,253,832.40	39,019,821.59	33,802,108.69	
Total Maintenance and Other Operating Expenses		478,180,062.21	23,008,410.38	161,319,203.73	316,860,858.48	
Capital Outlays						
Office Equipment	10605020	4,166,295.52		123,800.00	4,042,495.52	
IT Equipment	10605030	4,788,491.94	200,000.00	571,913.00	4,216,578.94	
Communication Equipment	10605070	253,590.16			253,590.16	
Firefighting Equipment & Accessories	10605090-01	100,610.00			100,610.00	
Military, Police & Security Equipment	10605100	183,311.12			183,311.12	
Medical, Dental & Laboratory Equipment	10605110	187,000.00			187,000.00	
Motor Vehciles	10606010	4,800,000.00			4,800,000.00	
Furniture & Fixture Equipment	10607010	651,032.73			651,032.73	
Library Books	10607020	100,515.61			100,515.61	
Other Property, etc.	10698990	343,924.41			343,924.41	
Computer Software	10801020	281,904.00			281,904.00	
Total Capital Outlays		15,856,675.49	200,000.00	695,713.00	15,160,962.49	
Total Continuing Appropriations Regular		494,036,737.70	23,208,410.38	162,014,916.73	332,021,820.97	
TOTAL CONTINUING APPROPRIATIONS		494,036,737.70	23,208,410.38	162,014,916.73	332,021,820.97	
TOTAL PROPER AND SECRETARIAT		4,435,200,470.70	255,016,893.90	2,113,204,151.49	2,321,996,319.21	
PROGRAM B - LOCALLY FUNDED PROJECTS						
Technical, Studies on the Economy, Taxation, Energy, Environment, Banking, Agriculture, Trasportation						
CURRENT OPERATING EXPENDITURES						
Maintenance and Other Operating Expenses						

Allotment Class / Object of Expenditure (1)	Code	Allotment Received (2)	Obligations Incurred		Unobligated Balance of Allotment (5) = (2) - (4)	REMARKS (6)
			This Report (3)	To Date (4)		
Research, Exploration & Dev Exp.	50207020	69,356,000.00			69,356,000.00	
Total Maintenance and Other Operating Expenses		69,356,000.00			69,356,000.00	
Total Current Operating Expenditures		69,356,000.00			69,356,000.00	
TOTAL LOCALLY-FUNDED PROJECTS		69,356,000.00			69,356,000.00	
CONTINUING APPROPRIATIONS REGULAR						
Maintenance and Other Operating Expenses						
Research, Exploration & Dev Exp.	50207020	69,356,000.00			69,356,000.00	
Total Maintenance and Other Operating Expenses		69,356,000.00			69,356,000.00	
Total Continuing Appropriations Regular		69,356,000.00			69,356,000.00	
TOTAL CONTINUING APPROPRIATIONS		69,356,000.00			69,356,000.00	
TOTAL PROGRAM B		138,712,000.00			138,712,000.00	
GRAND TOTAL		4,573,912,470.70	255,016,893.90	2,113,204,151.49	2,460,708,319.21	

Certified Correct:

Submitted By:


RENATO B. CHUA
 Chief, Legislative Budget Service


ATTY. LUTGARDO B. BARBO
 Senate Secretary

STATEMENT OF ALLOTMENT, OBLIGATIONS AND BALANCES

As of September 30, 2016

(Summary by Source)

DEPARTMENT
Agency: SENATE
Fund: General

Allotment Class / Object of Expenditure (1)	Code	Allotment Received (2)	Obligations Incurred		Unobligated Balance of Allotment (5) = (2) - (4)	REMARKS (6)
			This Report (3)	To Date (4)		
PROGRAM A1 & A2						
SECRETARIAT AND LEGISLATIVE PROPER SERVICES						
CURRENT OPERATING EXPENDITURES						
Personal Services						
Salaries - Itemized Position	50101010	819,237,751.05	61,905,346.57	508,373,826.83	310,863,924.22	
Salaries & Wages - Unfilled Position	50101010-A	48,131,000.00			48,131,000.00	
Casual Wages	50101020-01	51,000,000.00	3,578,207.94	33,296,230.82	17,703,769.18	
Contractual Wages	50101020-02	13,650,000.00	961,841.00	8,502,429.66	5,147,570.34	
PERA	50102010	52,112,747.12	3,699,681.85	30,966,273.72	21,146,473.40	
Representation Allowance (RA)	50102020	13,361,000.00	1,002,000.00	8,971,400.00	4,389,600.00	
Transportation Allowance (TA)	50102030	12,861,000.00	889,000.00	7,953,500.00	4,907,500.00	
Clothing/Uniform Allowance	50102040	10,100,000.00		8,641,000.00	1,459,000.00	
Health Workers Benefits	50102060	600,000.00	20,100.00	143,500.00	456,500.00	
Productivity Incentive Benefits	50102080	6,100,000.00		5,064,000.00	1,036,000.00	
Honoraria	50102100	900,000.00	69,750.00	446,625.00	453,375.00	
Longevity Pay	50102120	58,570,000.00	1,243.20	26,366,386.69	32,203,613.31	
Overtime Services	50102130	26,500,000.00	2,242,746.64	16,266,158.66	10,233,841.34	
Year-End Bonus	50102140	63,300,000.00	1,994.00	24,067.00	63,275,933.00	
Cash Gift	50102150	9,900,000.00		5,000.00	9,895,000.00	
Other Bonuses and Allowances	50102990	130,003,016.00	104,974.20	26,874,641.94	103,128,374.06	
Provident Fund Contributions (SEF)	50103050	16,505,160.86	1,150,114.46	10,403,182.50	6,101,978.36	
Retirement Benefits - Civilians	50104020	16,499,490.00			16,499,490.00	
Terminal Leave	50104030	68,500,510.00	17,552,424.26	50,087,746.88	18,412,763.12	
Other Personnel Benefits	50104990	402,187,661.48	18,343,407.27	341,472,507.62	60,715,153.86	
Total Personal Services		1,820,019,336.51	111,522,831.39	1,083,858,477.32	736,160,859.19	
Personal Services						
GSIS Contribution	50103010	99,170,607.44	8,304,434.41	64,918,472.66	34,252,134.78	
Pag-Ibig Contribution	50103020	3,847,500.00	191,050.00	1,521,450.00	2,326,050.00	

Allotment Class / Object of Expenditure (1)	Code	Allotment Received (2)	Obligations Incurred		Unobligated Balance of Allotment (5) = (2) - (4)	REMARKS (6)
			This Report (3)	To Date (4)		
PhilHealth Contribution	50103030	8,214,212.50	502,175.00	4,216,825.00	3,997,387.50	
ECC Contribution	50103040	3,847,500.00	194,100.00	1,529,700.00	2,317,800.00	
Total Personal Services		115,079,819.94	9,191,759.41	72,186,447.66	42,893,372.28	
Total Personal Services		1,935,099,156.45	120,714,590.80	1,156,044,924.98	779,054,231.47	
Maintenance and Other Operating Expenses						
Travelling Expenses - Local	50201010	194,498,510.69	8,903,895.54	74,038,201.96	120,460,308.73	
Travelling Expenses - Foreign	50201020	29,510,820.68	484,878.24	4,406,096.06	25,104,724.62	
Training Expenses	50202010	3,349,544.01	109,851.77	1,401,119.01	1,948,425.00	
Office Supplies Expenses	50203010	31,930,013.89	1,916,020.78	5,647,397.22	26,282,616.67	
Accountable Forms Expenses	50203020	803,240.00		8,240.00	795,000.00	
Medical,Dental & Lab. Supplies Expenses	50203080	500,000.00		146,353.56	353,646.44	
Fuel, Oil & Lubricants Expenses	50203090	5,000,000.00	60,912.62	1,084,011.14	3,915,988.86	
Military, Police & Traffic Supplies Exp.	50203120	600,000.00			600,000.00	
Semi-Expendable Machinery	50203210-01	100,000.00			100,000.00	
Semi-Expendable Office Equipment	50203210-02	590,000.00	119,130.00	345,481.30	244,518.70	
Semi-Expendable ICT Equipment	50203210-03	582,000.00	8,568.00	313,577.68	268,422.32	
Semi-Expendable Communication Equipment	50203210-07	300,000.00		7,950.00	292,050.00	
Semi-Expendable Disaster Response & Resc	50203210-08	100,000.00			100,000.00	
Semi-Expendable Military,Police & Securi	50203210-09	100,000.00			100,000.00	
Semi-Expendable Medical Equipment	50203210-10	100,000.00		7,600.00	92,400.00	
Semi-Expendable Printing Equipment	50203210-11	100,000.00			100,000.00	
Semi-Expendable Sports Equipment	50203210-12	300,000.00			300,000.00	
Semi-Expendable Other Machinery & Equipm	50203210-99	2,603,400.00	27,200.00	182,962.75	2,420,437.25	
Semi-Expendable Furniture & Fixture	50203220-01	539,630.00	8,360.00	108,708.40	430,921.60	
Semi-Expendable Books	50203220-02	300,000.00		156,952.40	143,047.60	
Other Supplies Expenses	50203990	14,237,607.81	399,968.30	3,156,943.32	11,080,664.49	
Water Expenses	50204010	10,760,815.38	461,930.29	4,502,182.56	6,258,632.82	
Electricity Expenses	50204020	43,763,484.74	43,888.35	8,194,097.88	35,569,386.86	
Postage & Deliveries Expenses	50205010	391,291.00		101,057.00	290,234.00	
Telephone and Mobile Expense	50205020	29,599,316.73	664,693.81	7,603,994.71	21,995,322.02	
Internet Expenses	50205030	9,205,874.28	512,213.92	3,796,520.25	5,409,354.03	
Cable, Radio, Sattelite Expenses	50205040	2,527,740.00		1,027,925.00	1,499,815.00	
Extraordinary and Miscellaneous Expenses	50210030	317,831,627.39	21,001,776.62	181,707,870.15	136,123,757.24	
Legal Services	50211010	327,500.00	650.00	22,000.00	305,500.00	
Auditing Expenses	50211020	2,800,000.00	23,453.02	692,442.13	2,107,557.87	
Consultancy Services	50211030	166,694,594.17	7,608,376.25	66,437,106.72	100,257,487.45	
Other Professional Services	50211990	7,117,215.14	1,901,816.12	2,619,982.88	4,497,232.26	

Allotment Class / Object of Expenditure (1)	Code	Allotment Received (2)	Obligations Incurred		Unobligated Balance of Allotment (5) = (2) - (4)	REMARKS (6)
			This Report (3)	To Date (4)		
Environment/Sanitary Services	50212010	500,000.00		121,250.00	378,750.00	
Janitorial Services	50212020	32,500,000.00	3,374,723.90	20,940,316.44	11,559,683.56	
Security Services	50212030	4,500,000.00	351,345.60	2,988,914.80	1,511,085.20	
Other General Services	50212990	500,000.00			500,000.00	
Repair & Maint. - Office Bldgs.	50213040-01	1,500,000.00			1,500,000.00	
Repair & Maint. - Other Structure	50213040-99	500,000.00			500,000.00	
Repair & Maint. - Office Equip.	50213050-02	1,280,000.00		40,000.00	1,240,000.00	
Repair & Maint. - IT Equipment	50213050-03	1,260,000.00		40,000.00	1,220,000.00	
Repair & Maint. - Communication Eqpt.	50213050-07	1,500,000.00	12,000.00	13,500.00	1,486,500.00	
Repair & Maint.-Fire Equipment	50213050-09	500,000.00			500,000.00	
Repair & Maint. - Medical, Dental, etc.	50213050-11	500,000.00			500,000.00	
Repair & Maint. - Motor Vehicle	50213060-01	2,580,000.00	217,836.91	1,049,953.46	1,530,046.54	
Repair & Maint. - Furn. & Fixtures	50213070	1,200,000.00			1,200,000.00	
Repair & Maint. - Other Property, etc.	50213990	3,506,000.00	66,143.38	799,432.36	2,706,567.64	
Taxes, Duties and Licenses	50215010	750,000.00		40,727.07	709,272.93	
Fidelity Bond Premium	50215020	750,000.00	7,500.00	117,337.50	632,662.50	
Insurance Premiums	50215030	2,300,000.00	7,863.33	933,720.98	1,366,279.02	
Advertisement Expenses	50299010	2,500,000.00	39,493.20	204,713.40	2,295,286.60	
Printing & Binding Expenses	50299020	3,500,000.00	219,900.00	387,693.00	3,112,307.00	
Representation Expenses	50299030	97,083,351.07	6,288,080.35	47,267,498.90	49,815,852.17	
Transportation & Delivery Expenses	50299040	504,480.00	4,480.00	4,480.00	500,000.00	
Rent Expenses	50299050	199,523,660.11	36,662,635.65	165,368,142.96	34,155,517.15	
Membership Dues & Contribution to Orgns	50299060	1,947,000.00		772,426.18	1,174,573.82	
Subscription Expenses	50299070	16,056,641.82	160,622.14	3,737,930.19	12,318,711.63	
Other Maintenance and Other Operating Ex	50299990	494,326,484.64	37,120,669.31	303,239,651.20	191,086,833.44	
Total Maintenance and Other Operating Expenses		1,748,731,843.55	128,790,877.40	915,784,462.52	832,947,381.03	
Capital Outlays						
Office Buildings	10604010	12,550,000.00			12,550,000.00	
Office Equipment	10605020	8,464,459.76	72,000.00	207,498.00	8,256,961.76	
IT Equipment	10605030	8,615,540.24	702,434.64	1,034,191.52	7,581,348.72	
Communication Equipment	10605070	800,000.00	17,897.00	17,897.00	782,103.00	
Firefighting Equipment & Accessories	10605090-01	1,500,000.00			1,500,000.00	
Military, Police & Security Equipment	10605100	1,800,000.00			1,800,000.00	
Medical, Dental & Laboratory Equipment	10605110	800,000.00			800,000.00	
Printing Equipment	10605120	500,000.00			500,000.00	
Sports Equipment	10605130	500,000.00			500,000.00	


Allotment Class / Object of Expenditure (1)	Code	Allotment Received (2)	Obligations Incurred		Unobligated Balance of Allotment (5) = (2) - (4)	REMARKS (6)
			This Report (3)	To Date (4)		
Motor Vehicles	10606010	12,300,000.00		99,000.00	12,201,000.00	
Furniture & Fixture Equipment	10607010	3,297,000.00		204,640.54	3,092,359.46	
Library Books	10607020	2,500,000.00			2,500,000.00	
Other Property, etc.	10698990	6,625,000.00	37,995.00	246,025.00	6,378,975.00	
Computer Software	10801020	2,800,000.00			2,800,000.00	
Total Capital Outlays		63,052,000.00	830,326.64	1,809,252.06	61,242,747.94	
Total Current Operating Expenditures		3,746,883,000.00	250,335,794.84	2,073,638,639.56	1,673,244,360.44	
TOTAL CURRENT OPERATING EXPENDITURES		3,746,883,000.00	250,335,794.84	2,073,638,639.56	1,673,244,360.44	
SPECIAL PURPOSE FUNDS						
MISCELLANEOUS PERSONNEL BENEFITS FUNDS						
Personal Services						
Salary Increase	50101010-01	101,573,000.00	7,224,675.08	61,096,701.56	40,476,298.44	
Casual Increase	50101020-11	2,800,000.00	145,876.00	1,386,100.00	1,413,900.00	
Contractual Increase	50101020-21	2,000,000.00	114,516.00	994,767.00	1,005,233.00	
Other Bonuses and Allowances	50102990	76,160,733.00	133.00	66,327,658.00	9,833,075.00	
GSIS (RLIP)	50103010-01	11,747,000.00	793,649.68	6,360,013.24	5,386,986.76	
Total Personal Services		194,280,733.00	8,278,849.76	136,165,239.80	58,115,493.20	
Total Miscellaneous Personnel Benefits Funds		194,280,733.00	8,278,849.76	136,165,239.80	58,115,493.20	
Total Special Purpose Funds		194,280,733.00	8,278,849.76	136,165,239.80	58,115,493.20	
TOTAL SPECIAL PURPOSE FUNDS						
CONTINUING APPROPRIATIONS						
REGULAR						
Maintenance and Other Operating Expenses						
Travelling Expenses - Local	50201010	70,149,961.21	3,039,831.81	39,356,725.03	30,793,236.18	
Travelling Expenses - Foreign	50201020	16,636,730.99		591,486.99	16,045,244.00	
Training Expenses	50202010	700,000.00			700,000.00	
Scholarship Expenses	50202020	500,000.00			500,000.00	
Office Supplies Expenses	50203010	11,809,061.15	220,000.00	1,178,692.69	10,630,368.46	
Accountable Forms Expenses	50203020	1,002,000.00			1,002,000.00	
Other Supplies Expenses	50203990	4,741,171.73	-31,726.34	275,694.56	4,465,477.17	
Water Expenses	50204010	123,186.43		92.57	123,093.86	
Electricity Expenses	50204020	17,983,632.23	1,630,754.43	14,214,130.36	3,769,501.87	
Postage & Deliveries Expenses	50205010	291,048.00		19,548.00	271,500.00	
Telephone and Mobile Expense	50205020	12,333,743.02	144,310.08	994,776.33	11,338,966.69	


Allotment Class / Object of Expenditure (1)	Code	Allotment Received (2)	Obligations Incurred		Unobligated Balance of Allotment (5) = (2) - (4)	REMARKS (6)
			This Report (3)	To Date (4)		
Internet Expenses	50205030	2,971,160.32	73,023.40	479,502.17	2,491,658.15	
Cable, Radio, Sattelite Expenses	50205040	16,000.00		6,000.00	10,000.00	
Extraordinary and Miscellaneous Expenses	50210030	43,337,205.59	79,800.00	2,755,173.43	40,582,032.16	
Legal Services	50211010	1,020,850.00		7,350.00	1,013,500.00	
Consultancy Services	50211030	181,048,929.44	7,393,275.33	69,950,022.14	111,098,907.30	
Janitorial Services	50212020	60,000.00			60,000.00	
Repair & Maint. - Motor Vehicle	50213060-01	1,740,000.00		320,244.96	1,419,755.04	
Printing & Binding Expenses	50299020	610,000.00			610,000.00	
Representation Expenses	50299030	28,039,126.86	648,850.06	3,552,062.23	24,487,064.63	
Rent Expenses	50299050	6,614,717.73	93,501.62	1,816,652.07	4,798,065.66	
Subscription Expenses	50299070	3,629,607.23	20,221.00	93,070.00	3,536,537.23	
Other Maintenance and Other Operating Ex	50299990	72,821,930.28	2,475,227.36	41,495,048.95	31,326,881.33	
Total Maintenance and Other Operating Expenses		478,180,062.21	15,787,068.75	177,106,272.48	301,073,789.73	
Capital Outlays						
Office Equipment	10605020	4,166,295.52	100,000.00	223,800.00	3,942,495.52	
IT Equipment	10605030	4,788,491.94	97,408.00	669,321.00	4,119,170.94	
Communication Equipment	10605070	253,590.16			253,590.16	
Firefighting Equipment & Accessories	10605090-01	100,610.00			100,610.00	
Military, Police & Security Equipment	10605100	183,311.12			183,311.12	
Medical, Dental & Laboratory Equipment	10605110	187,000.00			187,000.00	
Motor Vehcles	10606010	4,800,000.00			4,800,000.00	
Furniture & Fixture Equipment	10607010	651,032.73			651,032.73	
Library Books	10607020	100,515.61			100,515.61	
Other Property, etc.	10698990	343,924.41			343,924.41	
Computer Software	10801020	281,904.00			281,904.00	
Total Capital Outlays		15,856,675.49	197,408.00	893,121.00	14,963,554.49	
Total Continuing Appropriations Regular		494,036,737.70	15,984,476.75	177,999,393.48	316,037,344.22	
TOTAL CONTINUING APPROPRIATIONS		494,036,737.70	15,984,476.75	177,999,393.48	316,037,344.22	
TOTAL PROPER AND SECRETARIAT		4,435,200,470.70	274,599,121.35	2,387,803,272.84	2,047,397,197.86	
PROGRAM B - LOCALLY FUNDED PROJECTS						
Technical, Studies on the Economy, Taxation, Energy, Environment, Banking, Agriculture, Trasportation						
CURRENT OPERATING EXPENDITURES						
Maintenance and Other Operating Expenses						

Allotment Class / Object of Expenditure (1)	Code	Allotment Received (2)	Obligations Incurred		Unobligated Balance of Allotment (5) = (2) - (4)	REMARKS (6)
			This Report (3)	To Date (4)		
Research, Exploration & Dev Exp.	50207020	69,356,000.00			69,356,000.00	
Total Maintenance and Other Operating Expenses		69,356,000.00			69,356,000.00	
Total Current Operating Expenditures		69,356,000.00			69,356,000.00	
TOTAL LOCALLY-FUNDED PROJECTS		69,356,000.00			69,356,000.00	
CONTINUING APPROPRIATIONS REGULAR						
Maintenance and Other Operating Expenses						
Research, Exploration & Dev Exp.	50207020	69,356,000.00			69,356,000.00	
Total Maintenance and Other Operating Expenses		69,356,000.00			69,356,000.00	
Total Continuing Appropriations Regular		69,356,000.00			69,356,000.00	
TOTAL CONTINUING APPROPRIATIONS		69,356,000.00			69,356,000.00	
TOTAL PROGRAM B		138,712,000.00			138,712,000.00	
GRAND TOTAL		4,573,912,470.70	274,599,121.35	2,387,803,272.84	2,186,109,197.86	

Certified Correct:

Submitted By:


RENATO B. CHUA
 Chief, Legislative Budget Service


ATTY. LUTGARDO B. BARBO
 Senate Secretary

STATEMENT OF ALLOTMENT, OBLIGATIONS AND BALANCES
 As of October 31, 2016
 (Summary by Source)

DEPARTMENT
 Agency: SENATE
 Fund: General

Allotment Class / Object of Expenditure (1)	Code	Allotment Received (2)	Obligations Incurred		Unobligated Balance of Allotment (5) = (2) - (4)	REMARKS (6)
			This Report (3)	To Date (4)		
PROGRAM A1 & A2						
SECRETARIAT AND LEGISLATIVE PROPER SERVICES						
CURRENT OPERATING EXPENDITURES						
Personal Services						
Salaries - Itemized Position	50101010	810,914,393.41	59,357,722.19	567,731,549.02	243,182,844.39	
Salaries & Wages - Unfilled Position	50101010-A	48,131,000.00			48,131,000.00	
Casual Wages	50101020-01	49,200,000.00	3,564,908.87	36,861,139.69	12,338,860.31	
Contractual Wages	50101020-02	13,150,000.00	961,841.00	9,464,270.66	3,685,729.34	
PERA	50102010	51,862,747.12	3,613,000.02	34,579,273.74	17,283,473.38	
Representation Allowance (RA)	50102020	13,351,000.00	988,000.00	9,959,400.00	3,391,600.00	
Transportation Allowance (TA)	50102030	12,851,000.00	875,000.00	8,828,500.00	4,022,500.00	
Clothing/Uniform Allowance	50102040	10,100,000.00	2,500.00	8,643,500.00	1,456,500.00	
Health Workers Benefits	50102060	600,000.00		143,500.00	456,500.00	
Productivity Incentive Benefits	50102080	5,800,000.00	1,500.00	5,065,500.00	734,500.00	
Honoraria	50102100	900,000.00	54,125.00	500,750.00	399,250.00	
Longevity Pay	50102120	55,870,000.00	25,220,228.00	51,586,614.69	4,283,385.31	
Overtime Services	50102130	26,500,000.00	1,885,164.10	18,151,322.76	8,348,677.24	
Year-End Bonus	50102140	63,300,000.00		24,067.00	63,275,933.00	
Cash Gift	50102150	9,900,000.00		5,000.00	9,895,000.00	
Other Bonuses and Allowances	50102990	141,303,016.00	25,169,145.39	52,043,787.33	89,259,228.67	
Provident Fund Contributions (SEF)	50103050	16,505,160.86	1,121,976.14	11,525,158.64	4,980,002.22	
Retirement Benefits - Civilians	50104020	16,499,490.00			16,499,490.00	
Terminal Leave	50104030	68,500,510.00	8,511,160.34	58,598,907.22	9,901,602.78	
Other Personnel Benefits	50104990	398,129,661.48	2,670,162.16	344,142,669.78	53,986,991.70	
Total Personal Services		1,813,367,978.87	133,996,433.21	1,217,854,910.53	595,513,068.34	
Personal Services						
GSIS Contribution	50103010	99,170,607.44	7,698,761.05	72,617,233.71	26,553,373.73	
Pag-Ibig Contribution	50103020	3,847,500.00	185,000.00	1,706,450.00	2,141,050.00	

Allotment Class / Object of Expenditure (1)	Code	Allotment Received (2)	Obligations Incurred		Unobligated Balance of Allotment (5) = (2) - (4)	REMARKS (6)
			This Report (3)	To Date (4)		
PhilHealth Contribution	50103030	8,214,212.50	481,087.50	4,697,912.50	3,516,300.00	
ECC Contribution	50103040	3,847,500.00	183,300.00	1,713,000.00	2,134,500.00	
Total Personal Services		115,079,819.94	8,548,148.55	80,734,596.21	34,345,223.73	
Total Personal Services		1,928,447,798.81	142,544,581.76	1,298,589,506.74	629,858,292.07	
Maintenance and Other Operating Expenses						
Travelling Expenses - Local	50201010	191,413,671.51	12,469,155.95	86,507,357.91	104,906,313.60	
Travelling Expenses - Foreign	50201020	30,344,704.68	5,169,885.60	9,575,981.66	20,768,723.02	
Training Expenses	50202010	3,592,244.51	309,585.50	1,710,704.51	1,881,540.00	
Office Supplies Expenses	50203010	32,513,823.80	2,004,783.20	7,652,180.42	24,861,643.38	
Accountable Forms Expenses	50203020	803,240.00		8,240.00	795,000.00	
Medical,Dental & Lab. Supplies Expenses	50203080	500,000.00	91,573.81	237,927.37	262,072.63	
Fuel, Oil & Lubricants Expenses	50203090	5,000,000.00	174,887.87	1,258,899.01	3,741,100.99	
Military, Police & Traffic Supplies Exp.	50203120	600,000.00			600,000.00	
Semi-Expendable Machinery	50203210-01	100,000.00			100,000.00	
Semi-Expendable Office Equipment	50203210-02	590,000.00	76,699.00	422,180.30	167,819.70	
Semi-Expendable ICT Equipment	50203210-03	582,000.00	30,140.60	343,718.28	238,281.72	
Semi-Expendable Communication Equipment	50203210-07	300,000.00	43,228.00	51,178.00	248,822.00	
Semi-Expendable Disaster Response & Resc	50203210-08	100,000.00			100,000.00	
Semi-Expendable Military,Police & Securi	50203210-09	100,000.00			100,000.00	
Semi-Expendable Medical Equipment	50203210-10	100,000.00		7,600.00	92,400.00	
Semi-Expendable Printing Equipment	50203210-11	100,000.00			100,000.00	
Semi-Expendable Sports Equipment	50203210-12	300,000.00			300,000.00	
Semi-Expendable Other Machinery & Equipm	50203210-99	2,603,400.00	100,094.80	283,057.55	2,320,342.45	
Semi-Expendable Furniture & Fixture	50203220-01	619,630.00		108,708.40	510,921.60	
Semi-Expendable Books	50203220-02	300,000.00		156,952.40	143,047.60	
Other Supplies Expenses	50203990	13,890,398.81	812,293.47	3,969,236.79	9,921,162.02	
Water Expenses	50204010	10,699,532.18	644,534.60	5,146,717.16	5,552,815.02	
Electricity Expenses	50204020	43,300,822.74	1,452,271.96	9,646,369.84	33,654,452.90	
Postage & Deliveries Expenses	50205010	393,226.00	2,935.00	103,992.00	289,234.00	
Telephone and Mobile Expense	50205020	29,559,889.40	1,509,732.14	9,113,726.85	20,446,162.55	
Internet Expenses	50205030	9,265,400.70	433,927.32	4,230,447.57	5,034,953.13	
Cable, Radio, Sattelite Expenses	50205040	2,527,740.00		1,027,925.00	1,499,815.00	
Extraordinary and Miscellaneous Expenses	50210030	315,806,303.50	20,690,274.12	202,398,144.27	113,408,159.23	
Legal Services	50211010	333,700.00	3,200.00	25,200.00	308,500.00	
Auditing Expenses	50211020	2,800,000.00	56,238.29	748,680.42	2,051,319.58	
Consultancy Services	50211030	166,759,066.88	8,162,396.27	74,599,502.99	92,159,563.89	
Other Professional Services	50211990	10,314,663.52	2,103,748.38	4,723,731.26	5,590,932.26	

Allotment Class / Object of Expenditure (1)	Code	Allotment Received (2)	Obligations Incurred		Unobligated Balance of Allotment (5) = (2) - (4)	REMARKS (6)
			This Report (3)	To Date (4)		
Environment/Sanitary Services	50212010	500,000.00		121,250.00	378,750.00	
Janitorial Services	50212020	32,500,000.00	2,456,044.15	23,396,360.59	9,103,639.41	
Security Services	50212030	4,500,000.00	334,560.96	3,323,475.76	1,176,524.24	
Other General Services	50212990	500,000.00			500,000.00	
Repair & Maint. - Office Bldgs.	50213040-01	1,500,000.00			1,500,000.00	
Repair & Maint. - Other Structure	50213040-99	500,000.00			500,000.00	
Repair & Maint. - Office Equip.	50213050-02	1,320,000.00	2,500.00	42,500.00	1,277,500.00	
Repair & Maint. - IT Equipment	50213050-03	1,280,000.00		40,000.00	1,240,000.00	
Repair & Maint. - Communication Eqpt.	50213050-07	1,500,000.00		13,500.00	1,486,500.00	
Repair & Maint.-Fire Equipment	50213050-09	500,000.00			500,000.00	
Repair & Maint. - Medical, Dental, etc.	50213050-11	500,000.00			500,000.00	
Repair & Maint. - Motor Vehicle	50213060-01	2,595,000.00	55,457.00	1,105,410.46	1,489,589.54	
Repair & Maint. - Furn. & Fixtures	50213070	1,200,000.00	9,980.00	9,980.00	1,190,020.00	
Repair & Maint. - Other Property, etc.	50213990	3,506,000.00	58,240.00	857,672.36	2,648,327.64	
Taxes, Duties and Licenses	50215010	750,000.00		40,727.07	709,272.93	
Fidelity Bond Premium	50215020	750,000.00	11,250.00	128,587.50	621,412.50	
Insurance Premiums	50215030	2,300,000.00	29,984.39	963,705.37	1,336,294.63	
Advertisement Expenses	50299010	2,500,000.00		204,713.40	2,295,286.60	
Printing & Binding Expenses	50299020	3,501,850.00	455,450.00	843,143.00	2,658,707.00	
Representation Expenses	50299030	99,625,472.62	6,566,977.46	53,834,476.36	45,790,996.26	
Transportation & Delivery Expenses	50299040	504,480.00		4,480.00	500,000.00	
Rent Expenses	50299050	195,495,447.49	1,265,080.92	166,633,223.88	28,862,223.61	
Membership Dues & Contribution to Orgns	50299060	1,947,000.00		772,426.18	1,174,573.82	
Subscription Expenses	50299070	15,415,075.62	57,612.80	3,795,542.99	11,619,532.63	
Other Maintenance and Other Operating Ex	50299990	502,629,417.23	41,177,323.47	344,416,974.67	158,212,442.56	
Total Maintenance and Other Operating Expenses		1,754,033,201.19	108,822,047.03	1,024,606,509.55	729,426,691.64	
Capital Outlays						
Office Buildings	10604010	12,550,000.00			12,550,000.00	
Office Equipment	10605020	8,361,459.76	38,900.00	246,398.00	8,115,061.76	
IT Equipment	10605030	8,985,540.24	641,329.60	1,675,521.12	7,310,019.12	
Communication Equipment	10605070	800,000.00		17,897.00	782,103.00	
Firefighting Equipment & Accessories	10605090-01	1,500,000.00			1,500,000.00	
Military, Police & Security Equipment	10605100	1,800,000.00			1,800,000.00	
Medical, Dental & Laboratory Equipment	10605110	800,000.00			800,000.00	
Printing Equipment	10605120	500,000.00			500,000.00	
Sports Equipment	10605130	500,000.00			500,000.00	

Allotment Class / Object of Expenditure (1)	Code	Allotment Received (2)	Obligations Incurred		Unobligated Balance of Allotment (5) = (2) - (4)	REMARKS (6)
			This Report (3)	To Date (4)		
Motor Vehicles	10606010	12,300,000.00		99,000.00	12,201,000.00	
Furniture & Fixture Equipment	10607010	4,185,000.00	357,000.00	561,640.54	3,623,359.46	
Library Books	10607020	2,500,000.00			2,500,000.00	
Other Property, etc.	10698990	6,820,000.00	705,138.00	951,163.00	5,868,837.00	
Computer Software	10801020	2,800,000.00			2,800,000.00	
Total Capital Outlays		64,402,000.00	1,742,367.60	3,551,619.66	60,850,380.34	
Total Current Operating Expenditures		3,746,883,000.00	253,108,996.39	2,326,747,635.95	1,420,135,364.05	
TOTAL CURRENT OPERATING EXPENDITURES		3,746,883,000.00	253,108,996.39	2,326,747,635.95	1,420,135,364.05	
SPECIAL PURPOSE FUNDS						
MISCELLANEOUS PERSONNEL BENEFITS FUNDS						
Personal Services						
Salary Increase	50101010-01	101,573,000.00	7,131,126.30	68,227,827.86	33,345,172.14	
Casual Increase	50101020-11	2,800,000.00	148,261.00	1,534,361.00	1,265,639.00	
Contractual Increase	50101020-21	2,000,000.00	114,516.00	1,109,283.00	890,717.00	
Other Bonuses and Allowances	50102990	76,160,733.00	22,300.00	66,349,958.00	9,810,775.00	
GSIS (RLIP)	50103010-01	11,747,000.00	778,606.72	7,138,619.96	4,608,380.04	
Total Personal Services		194,280,733.00	8,194,810.02	144,360,049.82	49,920,683.18	
Total Miscellaneous Personnel Benefits Funds		194,280,733.00	8,194,810.02	144,360,049.82	49,920,683.18	
Total Special Purpose Funds		194,280,733.00	8,194,810.02	144,360,049.82	49,920,683.18	
TOTAL SPECIAL PURPOSE FUNDS		194,280,733.00	8,194,810.02	144,360,049.82	49,920,683.18	
CONTINUING APPROPRIATIONS						
REGULAR						
Maintenance and Other Operating Expenses						
Travelling Expenses - Local	50201010	70,149,961.21	235,859.29	39,592,584.32	30,557,376.89	
Travelling Expenses - Foreign	50201020	16,636,730.99	159,180.00	750,666.99	15,886,064.00	
Training Expenses	50202010	700,000.00			700,000.00	
Scholarship Expenses	50202020	500,000.00			500,000.00	
Office Supplies Expenses	50203010	11,809,061.15	240,496.35	1,419,189.04	10,389,872.11	
Accountable Forms Expenses	50203020	1,002,000.00			1,002,000.00	
Other Supplies Expenses	50203990	4,741,171.73	50,628.11	326,322.67	4,414,849.06	
Water Expenses	50204010	123,186.43		92.57	123,093.86	
Electricity Expenses	50204020	17,983,632.23	1,844,813.00	16,058,943.36	1,924,688.87	
Postage & Deliveries Expenses	50205010	291,048.00		19,548.00	271,500.00	
Telephone and Mobile Expense	50205020	12,333,743.02	135,701.37	1,130,477.70	11,203,265.32	

Allotment Class / Object of Expenditure (1)	Code	Allotment Received (2)	Obligations Incurred		Unobligated Balance of Allotment (5) = (2) - (4)	REMARKS (6)
			This Report (3)	To Date (4)		
Internet Expenses	50205030	2,971,160.32	23,900.00	503,402.17	2,467,758.15	
Cable, Radio, Sattelite Expenses	50205040	16,000.00	-2,000.00	4,000.00	12,000.00	
Extraordinary and Miscellaneous Expenses	50210030	43,337,205.59	235,000.00	2,990,173.43	40,347,032.16	
Legal Services	50211010	1,020,850.00		7,350.00	1,013,500.00	
Consultancy Services	50211030	181,048,929.44	2,416,945.29	72,366,967.43	108,681,962.01	
Janitorial Services	50212020	60,000.00			60,000.00	
Repair & Maint. - Motor Vehicle	50213060-01	1,740,000.00	100,000.00	420,244.96	1,319,755.04	
Printing & Binding Expenses	50299020	610,000.00			610,000.00	
Representation Expenses	50299030	28,039,126.86	2,361,228.13	5,913,290.36	22,125,836.50	
Rent Expenses	50299050	6,614,717.73	11,800.00	1,828,452.07	4,786,265.66	
Subscription Expenses	50299070	3,629,607.23	17,622.00	110,692.00	3,518,915.23	
Other Maintenance and Other Operating Ex	50299990	72,821,930.28	1,300,167.60	42,795,216.55	30,026,713.73	
Total Maintenance and Other Operating Expenses		478,180,062.21	9,131,341.14	186,237,613.62	291,942,448.59	
Capital Outlays						
Office Equipment	10605020	4,166,295.52		223,800.00	3,942,495.52	
IT Equipment	10605030	4,788,491.94	401,069.04	1,070,390.04	3,718,101.90	
Communication Equipment	10605070	253,590.16	174,724.00	174,724.00	78,866.16	
Firefighting Equipment & Accessories	10605090-01	100,610.00			100,610.00	
Military, Police & Security Equipment	10605100	183,311.12			183,311.12	
Medical, Dental & Laboratory Equipment	10605110	187,000.00			187,000.00	
Motor Vehcles	10606010	4,800,000.00			4,800,000.00	
Furniture & Fixture Equipment	10607010	651,032.73			651,032.73	
Library Books	10607020	100,515.61			100,515.61	
Other Property, etc.	10698990	343,924.41	60,000.00	60,000.00	283,924.41	
Computer Software	10801020	281,904.00			281,904.00	
Total Capital Outlays		15,856,675.49	635,793.04	1,528,914.04	14,327,761.45	
Total Continuing Appropriations Regular		494,036,737.70	9,767,134.18	187,766,527.66	306,270,210.04	
TOTAL CONTINUING APPROPRIATIONS		494,036,737.70	9,767,134.18	187,766,527.66	306,270,210.04	
TOTAL PROPER AND SECRETARIAT		4,435,200,470.70	271,070,940.59	2,658,874,213.43	1,776,326,257.27	
PROGRAM B - LOCALLY FUNDED PROJECTS						
Technical, Studies on the Economy, Taxation, Energy, Environment, Banking, Agriculture, Transportation						
CURRENT OPERATING EXPENDITURES						
Maintenance and Other Operating Expenses						

Allotment Class / Object of Expenditure (1)	Code	Allotment Received (2)	Obligations Incurred		Unobligated Balance of Allotment (5) = (2) - (4)	REMARKS (6)
			This Report (3)	To Date (4)		
Research, Exploration & Dev Exp.	50207020	69,356,000.00			69,356,000.00	
Total Maintenance and Other Operating Expenses		69,356,000.00			69,356,000.00	
Total Current Operating Expenditures		69,356,000.00			69,356,000.00	
TOTAL LOCALLY-FUNDED PROJECTS		69,356,000.00			69,356,000.00	
CONTINUING APPROPRIATIONS REGULAR						
Maintenance and Other Operating Expenses						
Research, Exploration & Dev Exp.	50207020	69,356,000.00			69,356,000.00	
Total Maintenance and Other Operating Expenses		69,356,000.00			69,356,000.00	
Total Continuing Appropriations Regular		69,356,000.00			69,356,000.00	
TOTAL CONTINUING APPROPRIATIONS		69,356,000.00			69,356,000.00	
TOTAL PROGRAM B		138,712,000.00			138,712,000.00	
GRAND TOTAL		4,573,912,470.70	271,070,940.59	2,658,874,213.43	1,915,038,257.27	

Certified Correct:

Submitted By:


RENATO B. CHUA
 Chief, Legislative Budget Service


ATTY. LUTGARDO B. BARBO
 Senate Secretary *4/10*

STATEMENT OF ALLOTMENT, OBLIGATIONS AND BALANCES

As of November 30, 2016

(Summary by Source)

DEPARTMENT

Agency: SENATE

Fund: General

Allotment Class / Object of Expenditure (1)	Code	Allotment Received (2)	Obligations Incurred		Unobligated Balance of Allotment (5) = (2) - (4)	REMARKS (6)
			This Report (3)	To Date (4)		
PROGRAM A1 & A2						
SECRETARIAT AND LEGISLATIVE PROPER SERVICES						
CURRENT OPERATING EXPENDITURES						
Personal Services						
Salaries - Itemized Position	50101010	805,192,816.77	60,474,339.51	628,205,888.53	176,986,928.24	
Salaries & Wages - Unfilled Position	50101010-A	48,131,000.00			48,131,000.00	
Casual Wages	50101020-01	49,200,000.00	3,528,867.45	40,390,007.14	8,809,992.86	
Contractual Wages	50101020-02	13,150,000.00	961,841.00	10,426,111.66	2,723,888.34	
PERA	50102010	51,600,747.12	3,641,584.09	38,220,857.83	13,379,889.29	
Representation Allowance (RA)	50102020	13,341,000.00	988,000.00	10,947,400.00	2,393,600.00	
Transportation Allowance (TA)	50102030	12,841,000.00	875,000.00	9,703,500.00	3,137,500.00	
Clothing/Uniform Allowance	50102040	10,100,000.00		8,643,500.00	1,456,500.00	
Health Workers Benefits	50102060	600,000.00	37,100.00	180,600.00	419,400.00	
Productivity Incentive Benefits	50102080	5,800,000.00		5,065,500.00	734,500.00	
Honoraria	50102100	900,000.00	327,375.00	828,125.00	71,875.00	
Longevity Pay	50102120	55,870,000.00	312,265.25	51,898,879.94	3,971,120.06	
Overtime Services	50102130	26,500,000.00	1,661,970.11	19,813,292.87	6,686,707.13	
Year-End Bonus	50102140	63,300,000.00	57,060,328.60	57,084,395.60	6,215,604.40	
Cash Gift	50102150	10,000,000.00	8,347,500.00	8,352,500.00	1,647,500.00	
Other Bonuses and Allowances	50102990	141,303,016.00	208,384.16	52,252,171.49	89,050,844.51	
Provident Fund Contributions (SEF)	50103050	16,505,160.86	1,128,685.84	12,653,844.48	3,851,316.38	
Retirement Benefits - Civilians	50104020	16,499,490.00			16,499,490.00	
Terminal Leave	50104030	68,500,510.00	3,953,980.35	62,552,887.57	5,947,622.43	
Other Personnel Benefits	50104990	398,048,661.48	2,608,499.05	346,751,168.83	51,297,492.65	
Total Personal Services		1,807,383,402.23	146,115,720.41	1,363,970,630.94	443,412,771.29	
Personal Services						
GSIS Contribution	50103010	99,170,607.44	7,728,897.06	80,346,130.77	18,824,476.67	
Pag-Ibig Contribution	50103020	3,847,500.00	173,800.00	1,880,250.00	1,967,250.00	

Allotment Class / Object of Expenditure (1)	Code	Allotment Received (2)	Obligations Incurred		Unobligated Balance of Allotment (5) = (2) - (4)	REMARKS (6)
			This Report (3)	To Date (4)		
PhilHealth Contribution	50103030	8,214,212.50	469,500.00	5,167,412.50	3,046,800.00	
ECC Contribution	50103040	3,847,500.00	181,600.00	1,894,600.00	1,952,900.00	
Total Personal Services		115,079,819.94	8,553,797.06	89,288,393.27	25,791,426.67	
Total Personal Services		1,922,463,222.17	154,669,517.47	1,453,259,024.21	469,204,197.96	
Maintenance and Other Operating Expenses						
Travelling Expenses - Local	50201010	186,204,807.94	11,274,397.75	97,781,755.66	88,423,052.28	
Travelling Expenses - Foreign	50201020	31,028,588.68	2,456,038.89	12,032,020.55	18,996,568.13	
Training Expenses	50202010	3,647,244.51	173,960.00	1,884,664.51	1,762,580.00	
Office Supplies Expenses	50203010	32,316,094.60	2,529,272.04	10,181,452.46	22,134,642.14	
Accountable Forms Expenses	50203020	804,680.00	1,440.00	9,680.00	795,000.00	
Medical,Dental & Lab. Supplies Expenses	50203080	500,000.00	25,093.25	263,020.62	236,979.38	
Fuel, Oil & Lubricants Expenses	50203090	5,000,000.00	90,809.09	1,349,708.10	3,650,291.90	
Military, Police & Traffic Supplies Exp.	50203120	600,000.00			600,000.00	
Semi-Expendable Machinery	50203210-01	100,000.00			100,000.00	
Semi-Expendable Office Equipment	50203210-02	590,000.00	-106,350.00	315,830.30	274,169.70	
Semi-Expendable ICT Equipment	50203210-03	588,500.00	56,324.00	400,042.28	188,457.72	
Semi-Expendable Communication Equipment	50203210-07	300,000.00	5,415.00	56,593.00	243,407.00	
Semi-Expendable Disaster Response & Resc	50203210-08	100,000.00			100,000.00	
Semi-Expendable Military,Police & Securi	50203210-09	100,000.00			100,000.00	
Semi-Expendable Medical Equipment	50203210-10	100,000.00		7,600.00	92,400.00	
Semi-Expendable Printing Equipment	50203210-11	100,000.00			100,000.00	
Semi-Expendable Sports Equipment	50203210-12	300,000.00			300,000.00	
Semi-Expendable Other Machinery & Equipm	50203210-99	2,618,800.00	9,329.75	292,387.30	2,326,412.70	
Semi-Expendable Furniture & Fixture	50203220-01	631,130.00	104,250.00	212,958.40	418,171.60	
Semi-Expendable Books	50203220-02	300,000.00	12,094.00	169,046.40	130,953.60	
Other Supplies Expenses	50203990	13,624,797.81	261,244.06	4,230,480.85	9,394,316.96	
Water Expenses	50204010	10,629,016.98	589,246.55	5,735,963.71	4,893,053.27	
Electricity Expenses	50204020	42,817,457.74	3,992,339.61	13,638,709.45	29,178,748.29	
Postage & Deliveries Expenses	50205010	395,811.00	3,585.00	107,577.00	288,234.00	
Telephone and Mobile Expense	50205020	28,572,009.45	858,520.61	9,972,247.46	18,599,761.99	
Internet Expenses	50205030	9,196,907.25	455,035.79	4,685,483.36	4,511,423.89	
Cable, Radio, Sattelite Expenses	50205040	2,527,740.00	65,070.00	1,092,995.00	1,434,745.00	
Extraordinary and Miscellaneous Expenses	50210030	315,984,513.47	20,657,713.84	223,055,858.11	92,928,655.36	
Legal Services	50211010	341,150.00	4,550.00	29,750.00	311,400.00	
Auditing Expenses	50211020	2,800,000.00	38,954.91	787,635.33	2,012,364.67	
Consultancy Services	50211030	166,098,065.25	9,981,251.80	84,580,754.79	81,517,310.46	
Other Professional Services	50211990	11,935,911.90	1,958,298.38	6,682,029.64	5,253,882.26	

Allotment Class / Object of Expenditure (1)	Code	Allotment Received (2)	Obligations Incurred		Unobligated Balance of Allotment (5) = (2) - (4)	REMARKS (6)
			This Report (3)	To Date (4)		
Environment/Sanitary Services	50212010	500,000.00		121,250.00	378,750.00	
Janitorial Services	50212020	32,500,000.00	2,869,197.12	26,265,557.71	6,234,442.29	
Security Services	50212030	4,500,000.00	334,560.96	3,658,036.72	841,963.28	
Other General Services	50212990	500,000.00			500,000.00	
Repair & Maint. - Office Bldgs.	50213040-01	1,500,000.00			1,500,000.00	
Repair & Maint. - Other Structure	50213040-99	500,000.00			500,000.00	
Repair & Maint. - Office Equip.	50213050-02	1,360,000.00	369,859.00	412,359.00	947,641.00	
Repair & Maint. - IT Equipment	50213050-03	1,300,000.00	10,000.00	50,000.00	1,250,000.00	
Repair & Maint. - Communication Eqpt.	50213050-07	1,500,000.00	-1,500.00	12,000.00	1,488,000.00	
Repair & Maint.-Fire Equipment	50213050-09	500,000.00			500,000.00	
Repair & Maint. - Medical, Dental, etc.	50213050-11	500,000.00			500,000.00	
Repair & Maint. - Motor Vehicle	50213060-01	2,610,000.00	132,454.25	1,237,864.71	1,372,135.29	
Repair & Maint. - Furn. & Fixtures	50213070	1,200,000.00		9,980.00	1,190,020.00	
Repair & Maint. - Other Property, etc.	50213990	3,506,000.00	6,000.00	863,672.36	2,642,327.64	
Taxes, Duties and Licenses	50215010	750,000.00		40,727.07	709,272.93	
Fidelity Bond Premium	50215020	750,000.00	13,076.25	141,663.75	608,336.25	
Insurance Premiums	50215030	2,300,000.00	42.08	963,747.45	1,336,252.55	
Advertisement Expenses	50299010	2,500,000.00	363,025.12	567,738.52	1,932,261.48	
Printing & Binding Expenses	50299020	3,501,850.00	-1,044.00	842,099.00	2,659,751.00	
Representation Expenses	50299030	101,469,976.11	7,046,640.36	60,881,116.72	40,588,859.39	
Transportation & Delivery Expenses	50299040	504,480.00		4,480.00	500,000.00	
Rent Expenses	50299050	190,528,841.65	150,823.00	166,784,046.88	23,744,794.77	
Membership Dues & Contribution to Orgns	50299060	1,947,000.00		772,426.18	1,174,573.82	
Subscription Expenses	50299070	14,502,405.62	188,872.96	3,984,415.95	10,517,989.67	
Other Maintenance and Other Operating Ex	50299990	517,533,997.87	43,835,333.29	388,252,307.96	129,281,689.91	
Total Maintenance and Other Operating Expenses		1,759,617,777.83	110,815,224.71	1,135,421,734.26	624,196,043.57	
Capital Outlays						
Office Buildings	10604010	12,550,000.00			12,550,000.00	
Office Equipment	10605020	8,261,459.76	-7.00	246,391.00	8,015,068.76	
IT Equipment	10605030	9,085,540.24	915,187.20	2,590,708.32	6,494,831.92	
Communication Equipment	10605070	800,000.00		17,897.00	782,103.00	
Firefighting Equipment & Accessories	10605090-01	1,500,000.00			1,500,000.00	
Military, Police & Security Equipment	10605100	1,800,000.00			1,800,000.00	
Medical, Dental & Laboratory Equipment	10605110	800,000.00			800,000.00	
Printing Equipment	10605120	500,000.00			500,000.00	
Sports Equipment	10605130	500,000.00			500,000.00	

Allotment Class / Object of Expenditure (1)	Code	Allotment Received (2)	Obligations Incurred		Unobligated Balance of Allotment (5) = (2) - (4)	REMARKS (6)
			This Report (3)	To Date (4)		
Motor Vehicles	10606010	12,300,000.00		99,000.00	12,201,000.00	
Furniture & Fixture Equipment	10607010	4,485,000.00		561,640.54	3,923,359.46	
Library Books	10607020	2,500,000.00			2,500,000.00	
Other Property, etc.	10698990	6,920,000.00	47,583.88	998,746.88	5,921,253.12	
Computer Software	10801020	2,800,000.00			2,800,000.00	
Total Capital Outlays		64,802,000.00	962,764.08	4,514,383.74	60,287,616.26	
Total Current Operating Expenditures		3,746,883,000.00	266,447,506.26	2,593,195,142.21	1,153,687,857.79	
TOTAL CURRENT OPERATING EXPENDITURES		3,746,883,000.00	266,447,506.26	2,593,195,142.21	1,153,687,857.79	
SPECIAL PURPOSE FUNDS						
MISCELLANEOUS PERSONNEL BENEFITS FUNDS						
Personal Services						
Salary Increase	50101010-01	93,573,000.00	7,272,178.16	75,500,006.02	18,072,993.98	
Casual Increase	50101020-11	2,800,000.00	146,808.89	1,681,169.89	1,118,830.11	
Contractual Increase	50101020-21	2,000,000.00	114,516.00	1,223,799.00	776,201.00	
Year-End Bonus - Increase	50102140-01	8,000,000.00	6,438,980.50	6,438,980.50	1,561,019.50	
Other Bonuses and Allowances	50102990	76,160,733.00		66,349,958.00	9,810,775.00	
GSIS (RLIP)	50103010-01	11,747,000.00	798,194.56	7,936,814.52	3,810,185.48	
Total Personal Services		194,280,733.00	14,770,678.11	159,130,727.93	35,150,005.07	
Total Miscellaneous Personnel Benefits Funds		194,280,733.00	14,770,678.11	159,130,727.93	35,150,005.07	
Total Special Purpose Funds		194,280,733.00	14,770,678.11	159,130,727.93	35,150,005.07	
TOTAL SPECIAL PURPOSE FUNDS		194,280,733.00	14,770,678.11	159,130,727.93	35,150,005.07	
CONTINUING APPROPRIATIONS						
REGULAR						
Maintenance and Other Operating Expenses						
Travelling Expenses - Local	50201010	70,149,961.21	575,728.88	40,168,313.20	29,981,648.01	
Travelling Expenses - Foreign	50201020	16,636,730.99	244,550.00	995,216.99	15,641,514.00	
Training Expenses	50202010	700,000.00			700,000.00	
Scholarship Expenses	50202020	500,000.00			500,000.00	
Office Supplies Expenses	50203010	11,809,061.15	197,844.75	1,617,033.79	10,192,027.36	
Accountable Forms Expenses	50203020	1,002,000.00			1,002,000.00	
Other Supplies Expenses	50203990	4,741,171.73	121,356.22	447,678.89	4,293,492.84	
Water Expenses	50204010	123,186.43		92.57	123,093.86	
Electricity Expenses	50204020	17,983,632.23	1,389,972.01	17,448,915.37	534,716.86	
Postage & Deliveries Expenses	50205010	291,048.00	-3,038.00	16,510.00	274,538.00	


Allotment Class / Object of Expenditure (1)	Code	Allotment Received (2)	Obligations Incurred		Unobligated Balance of Allotment (5) = (2) - (4)	REMARKS (6)
			This Report (3)	To Date (4)		
Telephone and Mobile Expense	50205020	12,333,743.02	98,458.96	1,228,936.66	11,104,806.36	
Internet Expenses	50205030	2,971,160.32	65,906.80	569,308.97	2,401,851.35	
Cable, Radio, Sattelite Expenses	50205040	16,000.00		4,000.00	12,000.00	
Extraordinary and Miscellaneous Expenses	50210030	43,337,205.59	35,000.00	3,025,173.43	40,312,032.16	
Legal Services	50211010	1,020,850.00		7,350.00	1,013,500.00	
Consultancy Services	50211030	181,048,929.44	7,482,807.89	79,849,775.32	101,199,154.12	
Janitorial Services	50212020	60,000.00			60,000.00	
Repair & Maint. - Motor Vehicle	50213060-01	1,740,000.00	50,000.00	470,244.96	1,269,755.04	
Printing & Binding Expenses	50299020	610,000.00			610,000.00	
Representation Expenses	50299030	28,039,126.86	1,080,296.73	6,993,587.09	21,045,539.77	
Rent Expenses	50299050	6,614,717.73	81,709.23	1,910,161.30	4,704,556.43	
Subscription Expenses	50299070	3,629,607.23	13,300.00	123,992.00	3,505,615.23	
Other Maintenance and Other Operating Ex	50299990	72,821,930.28	1,767,730.76	44,562,947.31	28,258,982.97	
Total Maintenance and Other Operating Expenses		478,180,062.21	13,201,624.23	199,439,237.85	278,740,824.36	
Capital Outlays						
Office Equipment	10605020	4,166,295.52	13,100.00	236,900.00	3,929,395.52	
IT Equipment	10605030	4,788,491.94	93,617.00	1,164,007.04	3,624,484.90	
Communication Equipment	10605070	253,590.16		174,724.00	78,866.16	
Firefighting Equipment & Accessories	10605090-01	100,610.00			100,610.00	
Military, Police & Security Equipment	10605100	183,311.12			183,311.12	
Medical, Dental & Laboratory Equipment	10605110	187,000.00			187,000.00	
Motor Vehciles	10606010	4,800,000.00			4,800,000.00	
Furniture & Fixture Equipment	10607010	651,032.73			651,032.73	
Library Books	10607020	100,515.61			100,515.61	
Other Property, etc.	10698990	343,924.41	97,200.00	157,200.00	186,724.41	
Computer Software	10801020	281,904.00			281,904.00	
Total Capital Outlays		15,856,675.49	203,917.00	1,732,831.04	14,123,844.45	
Total Continuing Appropriations Regular		494,036,737.70	13,405,541.23	201,172,068.89	292,864,668.81	
TOTAL CONTINUING APPROPRIATIONS		494,036,737.70	13,405,541.23	201,172,068.89	292,864,668.81	
TOTAL PROPER AND SECRETARIAT		4,435,200,470.70	294,623,725.60	2,953,497,939.03	1,481,702,531.67	
PROGRAM B - LOCALLY FUNDED PROJECTS						
Technical, Studies on the Economy, Taxation, Energy, Environment, Banking, Agriculture, Trasportation						
CURRENT OPERATING EXPENDITURES						

Allotment Class / Object of Expenditure (1)	Code	Allotment Received (2)	Obligations Incurred		Unobligated Balance of Allotment (5) = (2) - (4)	REMARKS (6)
			This Report (3)	To Date (4)		
Maintenance and Other Operating Expenses	50207020					
Research, Exploration & Dev Exp.		69,356,000.00			69,356,000.00	
<i>Total Maintenance and Other Operating Expenses</i>		69,356,000.00			69,356,000.00	
<i>Total Current Operating Expenditures</i>		69,356,000.00			69,356,000.00	
TOTAL LOCALLY-FUNDED PROJECTS		69,356,000.00			69,356,000.00	
CONTINUING APPROPRIATIONS						
REGULAR						
Maintenance and Other Operating Expenses	50207020					
Research, Exploration & Dev Exp.		69,356,000.00			69,356,000.00	
<i>Total Maintenance and Other Operating Expenses</i>		69,356,000.00			69,356,000.00	
<i>Total Continuing Appropriations Regular</i>		69,356,000.00			69,356,000.00	
TOTAL CONTINUING APPROPRIATIONS		69,356,000.00			69,356,000.00	
TOTAL PROGRAM B		138,712,000.00			138,712,000.00	
GRAND TOTAL		4,573,912,470.70	294,623,725.60	2,953,497,939.03	1,620,414,531.67	

Certified Correct:

Submitted By:


RENATO B. CHUA
 Chief, Legislative Budget Service


ATTY. LUTGARDO B. BARBO
 Senate Secretary

STATEMENT OF ALLOTMENT, OBLIGATIONS AND BALANCES

As of December 31, 2016

(Summary by Source)

DEPARTMENT

Agency: SENATE

Fund: General

Allotment Class / Object of Expenditure (1)	Code	Allotment Received (2)	Obligations Incurred		Unobligated Balance of Allotment (5) = (2) - (4)	REMARKS (6)
			This Report (3)	To Date (4)		
PROGRAM A1 & A2						
SECRETARIAT AND LEGISLATIVE PROPER SERVICES						
CURRENT OPERATING EXPENDITURES						
Personal Services						
Salaries - Itemized Position	50101010	689,160,494.62	60,954,606.09	689,160,494.62		
Salaries & Wages - Unfilled Position	50101010-A					
Casual Wages	50101020-01	43,432,149.21	3,042,142.07	43,432,149.21		
Contractual Wages	50101020-02	11,440,227.12	1,014,115.46	11,440,227.12		
PERA	50102010	41,872,709.36	3,651,851.53	41,872,709.36		
Representation Allowance (RA)	50102020	11,935,400.00	988,000.00	11,935,400.00		
Transportation Allowance (TA)	50102030	10,578,500.00	875,000.00	10,578,500.00		
Clothing/Uniform Allowance	50102040	8,646,000.00	2,500.00	8,646,000.00		
Health Workers Benefits	50102060	210,700.00	30,100.00	210,700.00		
Productivity Incentive Benefits	50102080	5,068,500.00	3,000.00	5,068,500.00		
Honoraria	50102100	904,250.00	76,125.00	904,250.00		
Longevity Pay	50102120	52,335,794.09	436,914.15	52,335,794.09		
Overtime Services	50102130	21,961,315.33	2,148,022.46	21,961,315.33		
Year-End Bonus	50102140	63,205,910.80	6,121,515.20	63,205,910.80		
Cash Gift	50102150	9,206,750.00	854,250.00	9,206,750.00		
Other Bonuses and Allowances	50102990	106,055,950.53	53,803,779.04	106,055,950.53		
Provident Fund Contributions (SEF)	50103050	13,790,515.90	1,136,671.42	13,790,515.90		
Retirement Benefits - Civilians	50104020					
Terminal Leave	50104030	69,042,046.03	6,489,158.46	69,042,046.03		
Other Personnel Benefits	50104990	544,508,020.24	197,756,851.41	544,508,020.24		
Total Personal Services		1,703,355,233.23	339,384,602.29	1,703,355,233.23		
Personal Services						
GSIS Contribution	50103010	88,427,882.46	8,081,751.69	88,427,882.46		
Pag-Ibig Contribution	50103020	2,078,050.00	197,800.00	2,078,050.00		

Allotment Class / Object of Expenditure (1)	Code	Allotment Received (2)	Obligations Incurred		Unobligated Balance of Allotment (5) = (2) - (4)	REMARKS (6)
			This Report (3)	To Date (4)		
PhilHealth Contribution	50103030	5,719,812.50	552,400.00	5,719,812.50		
ECC Contribution	50103040	2,085,400.00	190,800.00	2,085,400.00		
Total Personal Services		98,311,144.96	9,022,751.69	98,311,144.96		
Total Personal Services		1,801,666,378.19	348,407,353.98	1,801,666,378.19		
Maintenance and Other Operating Expenses						
Travelling Expenses - Local	50201010	222,466,749.71	9,457,035.12	107,238,790.78	115,227,958.93	
Travelling Expenses - Foreign	50201020	28,833,172.41	2,405,140.95	14,437,161.50	14,396,010.91	
Training Expenses	50202010	3,796,188.22	281,393.71	2,166,058.22	1,630,130.00	
Scholarship Expenses	50202020	4,000.00	4,000.00	4,000.00		
Office Supplies Expenses	50203010	20,774,706.38	2,848,588.43	13,030,040.89	7,744,665.49	
Accountable Forms Expenses	50203020	14,000.00	4,320.00	14,000.00		
Medical,Dental & Lab. Supplies Expenses	50203080	305,992.87	42,972.25	305,992.87		
Fuel, Oil & Lubricants Expenses	50203090	1,765,873.58	416,165.48	1,765,873.58		
Military, Police & Traffic Supplies Exp.	50203120					
Semi-Expendable Machinery	50203210-01					
Semi-Expendable Office Equipment	50203210-02	618,560.60	256,460.30	572,290.60	46,270.00	
Semi-Expendable ICT Equipment	50203210-03	518,653.28	75,745.00	475,787.28	42,866.00	
Semi-Expendable Communication Equipment	50203210-07	78,311.00	21,718.00	78,311.00		
Semi-Expendable Disaster Response & Resc	50203210-08					
Semi-Expendable Military,Police & Securi	50203210-09					
Semi-Expendable Medical Equipment	50203210-10	10,990.00	3,390.00	10,990.00		
Semi-Expendable Printing Equipment	50203210-11					
Semi-Expendable Sports Equipment	50203210-12					
Semi-Expendable Other Machinery & Equipm	50203210-99	391,566.55	98,179.00	390,566.30	1,000.25	
Semi-Expendable Furniture & Fixture	50203220-01	1,299,194.90	1,086,236.50	1,299,194.90		
Semi-Expendable Books	50203220-02	169,046.40		169,046.40		
Other Supplies Expenses	50203990	9,200,204.03	608,300.86	4,838,781.71	4,361,422.32	
Water Expenses	50204010	10,453,698.58	1,085,758.54	6,821,722.25	3,631,976.33	
Electricity Expenses	50204020	34,504,819.50	9,349,529.86	22,988,239.31	11,516,580.19	
Postage & Deliveries Expenses	50205010	178,797.00	61,220.00	168,797.00	10,000.00	
Telephone and Mobile Expense	50205020	22,373,708.60	1,511,470.91	11,483,718.37	10,889,990.23	
Internet Expenses	50205030	7,974,454.29	279,464.66	4,964,948.02	3,009,506.27	
Cable, Radio, Sattelite Expenses	50205040	1,092,995.00		1,092,995.00		
Extraordinary and Miscellaneous Expenses	50210030	336,551,618.94	72,029,173.27	295,085,031.38	41,466,587.56	
Legal Services	50211010	61,640.00	16,890.00	46,640.00	15,000.00	
Auditing Expenses	50211020	2,447,520.44	1,659,885.11	2,447,520.44		
Consultancy Services	50211030	218,347,169.48	14,617,277.70	99,198,032.49	119,149,136.99	

Allotment Class / Object of Expenditure (1)	Code	Allotment Received (2)	Obligations Incurred		Unobligated Balance of Allotment (5) = (2) - (4)	REMARKS (6)
			This Report (3)	To Date (4)		
Other Professional Services	50211990	11,343,193.61	2,882,631.71	9,564,661.35	1,778,532.26	
Environment/Sanitary Services	50212010	126,100.00	4,850.00	126,100.00		
Janitorial Services	50212020	42,500,000.00	5,154,325.00	31,419,882.71	11,080,117.29	
Security Services	50212030	4,327,158.64	669,121.92	4,327,158.64		
Other General Services	50212990					
Repair & Maint. - Office Bldgs.	50213040-01					
Repair & Maint. - Other Structure	50213040-99					
Repair & Maint. - Office Equip.	50213050-02	532,359.00	-40,000.00	372,359.00	160,000.00	
Repair & Maint. - IT Equipment	50213050-03	120,000.00		50,000.00	70,000.00	
Repair & Maint. - Communication Eqpt.	50213050-07	12,000.00		12,000.00		
Repair & Maint.-Fire Equipment	50213050-09					
Repair & Maint. - Medical, Dental, etc.	50213050-11					
Repair & Maint. - Motor Vehicle	50213060-01	1,338,904.21	41,039.50	1,278,904.21	60,000.00	
Repair & Maint. - Furn. & Fixtures	50213070	9,980.00		9,980.00		
Repair & Maint. - Other Property, etc.	50213990	981,652.36	116,480.00	980,152.36	1,500.00	
Taxes, Duties and Licenses	50215010	40,727.07		40,727.07		
Fidelity Bond Premium	50215020	143,926.69	2,262.94	143,926.69		
Insurance Premiums	50215030	999,436.42	35,688.97	999,436.42		
Advertisement Expenses	50299010	792,970.52	225,232.00	792,970.52		
Printing & Binding Expenses	50299020	1,853,099.00	1,011,000.00	1,853,099.00		
Representation Expenses	50299030	98,848,419.66	13,637,049.31	74,518,166.03	24,330,253.63	
Transportation & Delivery Expenses	50299040	31,360.00	26,880.00	31,360.00		
Rent Expenses	50299050	198,509,248.04	385,762.93	167,169,809.81	31,339,438.23	
Membership Dues & Contribution to Orgns	50299060	772,426.18		772,426.18		
Subscription Expenses	50299070	8,983,679.92	1,659,125.52	5,643,541.47	3,340,138.45	
Other Maintenance and Other Operating Ex	50299990	584,471,876.73	57,971,577.50	446,223,885.46	138,247,991.27	
Total Maintenance and Other Operating Expenses		1,880,972,149.81	202,003,342.95	1,337,425,077.21	543,547,072.60	
Capital Outlays						
Office Buildings	10604010	12,550,000.00			12,550,000.00	
Office Equipment	10605020	7,977,655.76	239,148.00	485,539.00	7,492,116.76	
IT Equipment	10605030	9,525,037.48	1,226,602.48	3,817,310.80	5,707,726.68	
Communication Equipment	10605070	800,000.00		17,897.00	782,103.00	
Firefighting Equipment & Accessories	10605090-01	1,500,000.00			1,500,000.00	
Military, Police & Security Equipment	10605100	1,800,000.00			1,800,000.00	
Medical, Dental & Laboratory Equipment	10605110	800,000.00			800,000.00	
Printing Equipment	10605120	500,000.00			500,000.00	

Allotment Class / Object of Expenditure (1)	Code	Allotment Received (2)	Obligations Incurred		Unobligated Balance of Allotment (5) = (2) - (4)	REMARKS (6)
			This Report (3)	To Date (4)		
Sports Equipment	10605130	500,000.00			500,000.00	
Motor Vehicles	10606010	12,300,000.00	5,889,000.00	5,988,000.00	6,312,000.00	
Furniture & Fixture Equipment	10607010	3,553,177.00	-286,152.50	275,488.04	3,277,688.96	
Library Books	10607020	2,500,000.00			2,500,000.00	
Other Property, etc.	10698990	7,138,601.76	989,072.52	1,987,819.40	5,150,782.36	
Computer Software	10801020	2,800,000.00			2,800,000.00	
Total Capital Outlays		64,244,472.00	8,057,670.50	12,572,054.24	51,672,417.76	
Total Current Operating Expenditures		3,746,883,000.00	558,468,367.43	3,151,663,509.64	595,219,490.36	
TOTAL CURRENT OPERATING EXPENDITURES		3,746,883,000.00	558,468,367.43	3,151,663,509.64	595,219,490.36	
SPECIAL PURPOSE FUNDS						
MISCELLANEOUS PERSONNEL BENEFITS FUNDS						
Personal Services						
Salary Increase	50101010-01	93,573,000.00	7,284,667.67	82,784,673.69	10,788,326.31	
Casual Increase	50101020-11	2,800,000.00	123,978.00	1,805,147.89	994,852.11	
Contractual Increase	50101020-21	2,000,000.00	117,322.57	1,341,121.57	658,878.43	
Year-End Bonus - Increase	50102140-01	8,000,000.00	857,296.75	7,296,277.25	703,722.75	
Other Bonuses and Allowances	50102990	76,160,733.00	27,102.00	66,377,060.00	9,783,673.00	
GSIS (RLIP)	50103010-01	11,747,000.00	824,355.84	8,761,170.36	2,985,829.64	
Total Personal Services		194,280,733.00	9,234,722.83	168,365,450.76	25,915,282.24	
Total Miscellaneous Personnel Benefits Funds		194,280,733.00	9,234,722.83	168,365,450.76	25,915,282.24	
Total Special Purpose Funds		194,280,733.00	9,234,722.83	168,365,450.76	25,915,282.24	
TOTAL SPECIAL PURPOSE FUNDS		194,280,733.00	9,234,722.83	168,365,450.76	25,915,282.24	
CONTINUING APPROPRIATIONS						
REGULAR						
Maintenance and Other Operating Expenses						
Travelling Expenses - Local	50201010	70,149,961.21	231,615.78	40,399,928.98	29,750,032.23	
Travelling Expenses - Foreign	50201020	16,636,730.99		995,216.99	15,641,514.00	
Training Expenses	50202010	700,000.00			700,000.00	
Scholarship Expenses	50202020	500,000.00			500,000.00	
Office Supplies Expenses	50203010	11,809,061.15	-706,542.99	910,490.80	10,898,570.35	
Accountable Forms Expenses	50203020	1,002,000.00			1,002,000.00	
Other Supplies Expenses	50203990	4,741,171.73	-375,002.74	72,676.15	4,668,495.58	
Water Expenses	50204010	123,186.43		92.57	123,093.86	
Electricity Expenses	50204020	17,983,632.23		17,448,915.37	534,716.86	

Allotment Class / Object of Expenditure (1)	Code	Allotment Received (2)	Obligations Incurred		Unobligated Balance of Allotment (5) = (2) - (4)	REMARKS (6)
			This Report (3)	To Date (4)		
Postage & Deliveries Expenses	50205010	291,048.00	79,327.00	95,837.00	195,211.00	
Telephone and Mobile Expense	50205020	12,333,743.02	217,103.20	1,446,039.86	10,887,703.16	
Internet Expenses	50205030	2,971,160.32	77,526.26	646,835.23	2,324,325.09	
Cable, Radio, Sattelite Expenses	50205040	16,000.00		4,000.00	12,000.00	
Extraordinary and Miscellaneous Expenses	50210030	43,337,205.59	235,000.00	3,260,173.43	40,077,032.16	
Legal Services	50211010	1,020,850.00	-1,400.00	5,950.00	1,014,900.00	
Consultancy Services	50211030	181,048,929.44	6,582,816.31	86,432,591.63	94,616,337.81	
Janitorial Services	50212020	60,000.00			60,000.00	
Repair & Maint. - Motor Vehicle	50213060-01	1,740,000.00	-96,517.65	373,727.31	1,366,272.69	
Printing & Binding Expenses	50299020	610,000.00			610,000.00	
Representation Expenses	50299030	28,039,126.86	6,925.04	7,000,512.13	21,038,614.73	
Rent Expenses	50299050	6,614,717.73	130,392.78	2,040,554.08	4,574,163.65	
Subscription Expenses	50299070	3,629,607.23	18,750.00	142,742.00	3,486,865.23	
Other Maintenance and Other Operating Ex	50299990	72,821,930.28	949,946.39	45,512,893.70	27,309,036.58	
Total Maintenance and Other Operating Expenses		478,180,062.21	7,349,939.38	206,789,177.23	271,390,884.98	
Capital Outlays						
Office Equipment	10605020	4,166,295.52	-113,100.00	123,800.00	4,042,495.52	
IT Equipment	10605030	4,788,491.94	201,494.80	1,365,501.84	3,422,990.10	
Communication Equipment	10605070	253,590.16		174,724.00	78,866.16	
Firefighting Equipment & Accessories	10605090-01	100,610.00			100,610.00	
Military, Police & Security Equipment	10605100	183,311.12			183,311.12	
Medical, Dental & Laboratory Equipment	10605110	187,000.00			187,000.00	
Motor Vehcles	10606010	4,800,000.00	4,800,000.00	4,800,000.00		
Furniture & Fixture Equipment	10607010	651,032.73			651,032.73	
Library Books	10607020	100,515.61			100,515.61	
Other Property, etc.	10698990	343,924.41		157,200.00	186,724.41	
Computer Software	10801020	281,904.00			281,904.00	
Total Capital Outlays		15,856,675.49	4,888,394.80	6,621,225.84	9,235,449.65	
Total Continuing Appropriations Regular		494,036,737.70	12,238,334.18	213,410,403.07	280,626,334.63	
TOTAL CONTINUING APPROPRIATIONS		494,036,737.70	12,238,334.18	213,410,403.07	280,626,334.63	
TOTAL PROPER AND SECRETARIAT		4,435,200,470.70	579,941,424.44	3,533,439,363.47	901,761,107.23	
PROGRAM B - LOCALLY FUNDED PROJECTS						
Technical, Studies on the Economy, Taxation, Energy, Environment, Banking, Agriculture, Trasportation						
CURRENT OPERATING EXPENDITURES						

Allotment Class / Object of Expenditure (1)	Code	Allotment Received (2)	Obligations Incurred		Unobligated Balance of Allotment (5) = (2) - (4)	REMARKS (6)
			This Report (3)	To Date (4)		
Maintenance and Other Operating Expenses Research, Exploration & Dev Exp.	50207020	69,356,000.00			69,356,000.00	
Total Maintenance and Other Operating Expenses		69,356,000.00			69,356,000.00	
Total Current Operating Expenditures		69,356,000.00			69,356,000.00	
TOTAL LOCALLY-FUNDED PROJECTS		69,356,000.00			69,356,000.00	
CONTINUING APPROPRIATIONS REGULAR						
Maintenance and Other Operating Expenses Research, Exploration & Dev Exp.	50207020	69,356,000.00			69,356,000.00	
Total Maintenance and Other Operating Expenses		69,356,000.00			69,356,000.00	
Total Continuing Appropriations Regular		69,356,000.00			69,356,000.00	
TOTAL CONTINUING APPROPRIATIONS		69,356,000.00			69,356,000.00	
TOTAL PROGRAM B		138,712,000.00			138,712,000.00	
GRAND TOTAL		4,573,912,470.70	579,941,424.44	3,533,439,363.47	1,040,473,107.23	

Certified Correct:

Submitted By:


RENATO B. CHUA
 Chief, Legislative Budget Service


ATTY. LUTGARDO B. BARBO
 Senate Secretary