

**STATEMENT OF ALLOTMENT, OBLIGATIONS AND BALANCES**

As of January 31, 2018

(Summary by Source)

**DEPARTMENT**

Agency: **SENATE**

Fund: **General**

Allotment Class / Object of Expenditure  (1)	Code	Allotment Received  (2)	Obligations Incurred		Unobligated Balance of Allotment  (5) = (2) - (4)	REMARKS  (6)
			This Report  (3)	To Date  (4)		
<b>PROGRAM A1 &amp; A2</b>						
<b>SECRETARIAT AND LEGISLATIVE PROPER SERVICES</b>						
<b>CURRENT OPERATING EXPENDITURES</b>						
<b>Personal Services</b>						
Salaries - Itemized Position	50101010	1,074,761,389.85	71,280,141.58	71,280,141.58	1,003,481,248.27	
Salary Increase	50101010-03	122,000,000.00	8,719,527.03	8,719,527.03	113,280,472.97	
Salaries & Wages - Unfilled Position	50101010-A	146,663,000.00			146,663,000.00	
Casual Wages	50101020-01	43,500,000.00	3,442,360.00	3,442,360.00	40,057,640.00	
Contractual Wages	50101020-02	14,000,000.00	1,031,019.00	1,031,019.00	12,968,981.00	
Casual Increase	50101020-13	2,500,000.00			2,500,000.00	
Contractual Increase	50101020-23	2,000,000.00			2,000,000.00	
PERA	50102010	50,906,000.00	3,403,636.36	3,403,636.36	47,502,363.64	
Representation Allowance (RA)	50102020	12,564,000.00	955,500.00	955,500.00	11,608,500.00	
Transportation Allowance (TA)	50102030	12,318,000.00	842,500.00	842,500.00	11,475,500.00	
Clothing/Uniform Allowance	50102040	11,400,000.00			11,400,000.00	
Health Workers Benefits	50102060	500,000.00			500,000.00	
Honoraria	50102100	1,200,000.00			1,200,000.00	
Longevity Pay	50102120	64,500,000.00			64,500,000.00	
Overtime Services	50102130	29,000,000.00	3,467,243.67	3,467,243.67	25,532,756.33	
Year-End Bonus	50102140	76,000,000.00			76,000,000.00	
Year-End Bonus Increase	50102140-03	11,000,000.00			11,000,000.00	
Cash Gift	50102150	10,600,000.00			10,600,000.00	
Other Bonuses and Allowances	50102990	180,700,000.00	105,800.00	105,800.00	180,594,200.00	
Provident Fund Contributions (SEF)	50103050	22,000,000.00	1,301,453.70	1,301,453.70	20,698,546.30	
Retirement Benefits - Civilians	50104020	6,345,000.00			6,345,000.00	
Terminal Leave	50104030	18,500,000.00			18,500,000.00	
Other Personnel Benefits	50104990	658,165,913.80	921,288.84	921,288.84	657,244,624.96	
<b>Total Personal Services</b>		<b>2,571,123,303.65</b>	<b>95,470,470.18</b>	<b>95,470,470.18</b>	<b>2,475,652,833.47</b>	

Allotment Class / Object of Expenditure (1)	Code	Allotment Received (2)	Obligations Incurred		Unobligated Balance of Allotment (5) = (2) - (4)	REMARKS (6)
			This Report (3)	To Date (4)		
<b>Personal Services</b>						
GSIS Contribution	50103010	130,473,000.00	8,117,305.34	8,117,305.34	122,355,694.66	
GSIS Increase	50103010-03	24,000,000.00	967,387.80	967,387.80	23,032,612.20	
Pag-Ibig Contribution	50103020	2,972,000.00	173,900.00	173,900.00	2,798,100.00	
PhilHealth Contribution	50103030	11,200,000.00	726,542.30	726,542.30	10,473,457.70	
ECC Contribution	50103040	2,972,000.00	173,400.00	173,400.00	2,798,600.00	
<b>Total Personal Services</b>		<b>171,617,000.00</b>	<b>10,158,535.44</b>	<b>10,158,535.44</b>	<b>161,458,464.56</b>	
<b>Total Personal Services</b>		<b>2,742,740,303.65</b>	<b>105,629,005.62</b>	<b>105,629,005.62</b>	<b>2,637,111,298.03</b>	
<b>Maintenance and Other Operating Expenses</b>						
Travelling Expenses - Local	50201010	166,934,526.93	15,438,760.84	15,438,760.84	151,495,766.09	
Travelling Expenses - Foreign	50201020	30,306,134.00	1,756,930.91	1,756,930.91	28,549,203.09	
Training Expenses	50202010	7,406,000.00	53,286.50	53,286.50	7,352,713.50	
IT/Office Supplies Expenses	50203010	35,561,390.66	1,046,918.00	1,046,918.00	34,514,472.66	
Accountable Forms Expenses	50203020	1,263,000.00			1,263,000.00	
Medical, Dental & Lab. Supplies Expenses	50203080	1,396,000.00			1,396,000.00	
Fuel, Oil & Lubricants Expenses	50203090	4,105,000.00			4,105,000.00	
Military, Police & Traffic Supplies Exp.	50203120	1,000,000.00			1,000,000.00	
Semi-Expendable Office Equipment	50203210-02	1,000,000.00			1,000,000.00	
Semi-Expendable ICT Equipment	50203210-03	1,000,000.00			1,000,000.00	
Semi-Expendable Communication Equipment	50203210-07	750,000.00			750,000.00	
Semi-Expendable Disaster Response & Resc	50203210-08	1,000,000.00			1,000,000.00	
Semi-Expendable Military, Police & Securi	50203210-09	1,000,000.00			1,000,000.00	
Semi-Expendable Medical Equipment	50203210-10	750,000.00			750,000.00	
Semi-Expendable Printing Equipment	50203210-11	750,000.00			750,000.00	
Semi-Expendable Sports Equipment	50203210-12	500,000.00			500,000.00	
Semi-Expendable Other Machinery & Equipm	50203210-99	1,501,000.00			1,501,000.00	
Semi-Expendable Furniture & Fixture	50203220-01	700,000.00			700,000.00	
Semi-Expendable Books	50203220-02	700,000.00			700,000.00	
Other Supplies Expenses	50203990	17,011,224.65	26,222.00	26,222.00	16,985,002.65	
Water Expenses	50204010	5,751,736.00	509,559.98	509,559.98	5,242,176.02	
Electricity Expenses	50204020	19,385,243.00	1,529.00	1,529.00	19,383,714.00	
Postage & Deliveries Expenses	50205010	613,000.00	1,798.00	1,798.00	611,202.00	
Telephone and Mobile Expense	50205020	34,558,974.00	1,095,586.39	1,095,586.39	33,463,387.61	
Internet Expenses	50205030	9,623,164.33	213,002.33	213,002.33	9,410,162.00	
Cable, Radio, Sattelite Expenses	50205040	1,500,000.00			1,500,000.00	
Extraordinary and Miscellaneous Expenses	50210030	294,301,233.33	20,735,159.00	20,735,159.00	273,566,074.33	
Legal Services	50211010	626,600.00	600.00	600.00	626,000.00	

Allotment Class / Object of Expenditure  (1)	Code	Allotment Received  (2)	Obligations Incurred		Unobligated Balance of Allotment  (5) = (2) - (4)	REMARKS  (6)
			This Report  (3)	To Date  (4)		
Auditing Expenses	50211020	3,300,000.00	14,984.80	14,984.80	3,285,015.20	
Consultancy Services	50211030	152,314,359.00	2,790,231.25	2,790,231.25	149,524,127.75	
Other Professional Services	50211990	3,374,369.88	511,200.00	511,200.00	2,863,169.88	
Environment/Sanitary Services	50212010	500,000.00			500,000.00	
Janitorial Services	50212020	25,000,000.00			25,000,000.00	
Security Services	50212030	5,250,000.00			5,250,000.00	
Other General Services	50212990	1,500,000.00			1,500,000.00	
Repair & Maint. - Office Bldgs.	50213040-01	700,000.00			700,000.00	
Repair & Maint. - Office Equip.	50213050-02	500,000.00			500,000.00	
Repair & Maint. - IT Equipment	50213050-03	500,000.00			500,000.00	
Repair & Maint. - Communication Eqpt.	50213050-07	500,000.00			500,000.00	
Repair & Maint.-Fire Equipment	50213050-09	500,000.00			500,000.00	
Repair & Maint. - Medical, Dental, etc.	50213050-11	500,000.00			500,000.00	
Repair & Maint. - Motor Vehicle	50213060-01	1,810,000.00			1,810,000.00	
Repair & Maint. - Furn. & Fixtures	50213070	1,500,000.00			1,500,000.00	
Rep&Maint-Semi Exp-Office Equip	50213210-02	200,000.00			200,000.00	
Rep&Maint-Semi Exp-IT Equip	50213210-03	200,000.00			200,000.00	
Rep&Maint-Semi Exp-Other Machinery Equip	50213210-99	500,000.00			500,000.00	
Rep&Maint-Semi Exp-Furniture&Fixturre	50213220-01	100,000.00			100,000.00	
Repair & Maint. - Other Property, etc.	50213990	2,500,000.00			2,500,000.00	
Taxes, Duties and Licenses	50215010	800,000.00			800,000.00	
Fidelity Bond Premium	50215020	1,034,937.50	1,500.00	1,500.00	1,033,437.50	
Insurance Premiums	50215030	2,790,000.00	103,088.63	103,088.63	2,686,911.37	
Advertisement Expenses	50299010	4,201,000.00			4,201,000.00	
Printing & Binding Expenses	50299020	3,567,000.00			3,567,000.00	
Representation Expenses	50299030	84,999,150.51	5,812,214.57	5,812,214.57	79,186,935.94	
Transportation & Delivery Expenses	50299040	782,000.00			782,000.00	
Rent Expenses	50299050	232,836,594.68	39,871,472.48	39,871,472.48	192,965,122.20	
Membership Dues & Contribution to Orgns	50299060	1,947,000.00			1,947,000.00	
Subscription Expenses	50299070	15,278,597.67	1,739,211.00	1,739,211.00	13,539,386.67	
Other Maintenance and Other Operating Ex	50299990	384,648,460.21	40,561,064.12	40,561,064.12	344,087,396.09	
<b>Total Maintenance and Other Operating Expenses</b>		<b>1,575,127,696.35</b>	<b>132,284,319.80</b>	<b>132,284,319.80</b>	<b>1,442,843,376.55</b>	
<b>Capital Outlays</b>						
Other Structure	10604990	8,000,000.00			8,000,000.00	
Office Equipment	10605020	9,950,000.00			9,950,000.00	
IT Equipment	10605030	10,000,000.00			10,000,000.00	

Allotment Class / Object of Expenditure  (1)	Code	Allotment Received  (2)	Obligations Incurred		Unobligated Balance of Allotment  (5) = (2) - (4)	REMARKS  (6)
			This Report  (3)	To Date  (4)		
Communication Equipment	10605070	3,000,000.00			3,000,000.00	
Firefighting Equipment & Accessories	10605090-01	2,000,000.00			2,000,000.00	
Military, Police & Security Equipment	10605100	3,000,000.00			3,000,000.00	
Medical, Dental & Laboratory Equipment	10605110	1,000,000.00			1,000,000.00	
Printing Equipment	10605120	1,500,000.00			1,500,000.00	
Sports Equipment	10605130	1,000,000.00			1,000,000.00	
Motor Vehicles	10606010	3,000,000.00			3,000,000.00	
Furniture & Fixture Equipment	10607010	2,000,000.00			2,000,000.00	
Library Books	10607020	2,000,000.00			2,000,000.00	
Other Property, etc.	10698990	33,550,000.00			33,550,000.00	
Computer Software	10801020	15,000,000.00			15,000,000.00	
<b>Total Capital Outlays</b>		<b>95,000,000.00</b>			<b>95,000,000.00</b>	
<b>Total Current Operating Expenditures</b>		<b>4,412,868,000.00</b>	<b>237,913,325.42</b>	<b>237,913,325.42</b>	<b>4,174,954,674.58</b>	
<b>TOTAL CURRENT OPERATING EXPENDITURES</b>		<b>4,412,868,000.00</b>	<b>237,913,325.42</b>	<b>237,913,325.42</b>	<b>4,174,954,674.58</b>	
<b>CONTINUING APPROPRIATIONS</b>						
<b>REGULAR</b>						
<b>Maintenance and Other Operating Expenses</b>						
Travelling Expenses - Local	50201010	98,416,414.95			98,416,414.95	
Travelling Expenses - Foreign	50201020	28,274,458.29			28,274,458.29	
Training Expenses	50202010	31,579.25			31,579.25	
IT/Office Supplies Expenses	50203010	11,865,111.24			11,865,111.24	
Semi-Expendable Machinery	50203210-01	25,000.00			25,000.00	
Semi-Expendable Office Equipment	50203210-02	10,336.00			10,336.00	
Semi-Expendable ICT Equipment	50203210-03	20,232.00			20,232.00	
Semi-Expendable Communication Equipment	50203210-07	26,262.00			26,262.00	
Semi-Expendable Other Machinery & Equipm	50203210-99	122,352.32			122,352.32	
Other Supplies Expenses	50203990	4,049,214.18			4,049,214.18	
Water Expenses	50204010	6,143,531.61			6,143,531.61	
Electricity Expenses	50204020	25,406,163.00			25,406,163.00	
Postage & Deliveries Expenses	50205010	230,530.00			230,530.00	
Telephone and Mobile Expense	50205020	9,357,968.82			9,357,968.82	
Internet Expenses	50205030	3,603,620.92			3,603,620.92	
Extraordinary and Miscellaneous Expenses	50210030	41,012,548.59			41,012,548.59	
Legal Services	50211010	112,000.00			112,000.00	
Consultancy Services	50211030	199,568,070.93			199,568,070.93	

Allotment Class / Object of Expenditure  (1)	Code	Allotment Received  (2)	Obligations Incurred		Unobligated Balance of Allotment  (5) = (2) - (4)	REMARKS  (6)
			This Report  (3)	To Date  (4)		
Other Professional Services	50211990	16,293,059.06			16,293,059.06	
Janitorial Services	50212020	15,000,000.00			15,000,000.00	
Repair & Maint. - Other Property, etc.	50213990	385,000.00			385,000.00	
Printing & Binding Expenses	50299020	12,000.00			12,000.00	
Representation Expenses	50299030	34,523,146.00			34,523,146.00	
Rent Expenses	50299050	54,307,625.78			54,307,625.78	
Subscription Expenses	50299070	2,126,977.84			2,126,977.84	
Other Maintenance and Other Operating Ex	50299990	134,156,146.61			134,156,146.61	
<b>Total Maintenance and Other Operating Expenses</b>		<b>685,079,349.39</b>			<b>685,079,349.39</b>	
<b>Capital Outlays</b>						
Other Structure	10604990	3,500,000.00			3,500,000.00	
Office Equipment	10605020	6,155,362.61			6,155,362.61	
IT Equipment	10605030	16,471,040.40			16,471,040.40	
Communication Equipment	10605070	1,072,271.00			1,072,271.00	
Firefighting Equipment & Accessories	10605090-01	1,500,000.00			1,500,000.00	
Military, Police & Security Equipment	10605100	1,772,400.00			1,772,400.00	
Medical, Dental & Laboratory Equipment	10605110	1,500,000.00			1,500,000.00	
Printing Equipment	10605120	500,000.00			500,000.00	
Sports Equipment	10605130	500,000.00			500,000.00	
Motor Vehicles	10606010	4,800,000.00			4,800,000.00	
Furniture & Fixture Equipment	10607010	2,461,724.48			2,461,724.48	
Library Books	10607020	1,100,000.00			1,100,000.00	
Other Property, etc.	10698990	208,141,683.40			208,141,683.40	
Computer Software	10801020	166,712.98			166,712.98	
<b>Total Capital Outlays</b>		<b>249,641,194.87</b>			<b>249,641,194.87</b>	
<b>Total Continuing Appropriations Regular</b>		<b>934,720,544.26</b>			<b>934,720,544.26</b>	
<b>TOTAL CONTINUING APPROPRIATIONS</b>		<b>934,720,544.26</b>			<b>934,720,544.26</b>	
<b>TOTAL PROPER AND SECRETARIAT</b>		<b>5,347,588,544.26</b>	<b>237,913,325.42</b>	<b>237,913,325.42</b>	<b>5,109,675,218.84</b>	
<b>PROGRAM B - LOCALLY FUNDED PROJECTS</b>						
<b>LOCALLY FUNDED PROJECTS</b>						
<b>CURRENT OPERATING EXPENDITURES</b>						
Maintenance and Other Operating Expenses						
Research, Exploration & Dev Exp.	50207020	69,356,000.00			69,356,000.00	

Allotment Class / Object of Expenditure (1)	Code	Allotment Received (2)	Obligations Incurred		Unobligated Balance of Allotment (5) = (2) - (4)	REMARKS (6)
			This Report (3)	To Date (4)		
<i>Total Maintenance and Other Operating Expenses</i>		69,356,000.00			69,356,000.00	
Capital Outlays						
SENATE RELOCATION	10601010	1,500,000,000.00			1,500,000,000.00	
<i>Total Capital Outlays</i>		1,500,000,000.00			1,500,000,000.00	
<i>Total Current Operating Expenditures</i>		1,569,356,000.00			1,569,356,000.00	
<b>TOTAL LOCALLY-FUNDED PROJECTS</b>		1,569,356,000.00			1,569,356,000.00	
<b>CONTINUING APPROPRIATIONS</b>						
REGULAR						
Maintenance and Other Operating Expenses						
Research, Exploration & Dev Exp.	50207020	69,356,000.00			69,356,000.00	
<i>Total Maintenance and Other Operating Expenses</i>		69,356,000.00			69,356,000.00	
<i>Total Continuing Appropriations Regular</i>		69,356,000.00			69,356,000.00	
<b>TOTAL CONTINUING APPROPRIATIONS</b>		69,356,000.00			69,356,000.00	
<b>TOTAL PROGRAM B</b>		1,638,712,000.00			1,638,712,000.00	
<b>GRAND TOTAL</b>		6,986,300,544.26	237,913,325.42	237,913,325.42	6,748,387,218.84	

Certified Correct:

Submitted By:

  
**RIOS A C. MANALANSAN**  
 Chief, Legislative Budget Service

  
**ATTY. LUTGARDO B. BARBO**  
 Senate Secretary

**STATEMENT OF ALLOTMENT, OBLIGATIONS AND BALANCES**  
 As of February 28, 2018  
 (Summary by Source)

**DEPARTMENT**  
**Agency: SENATE**  
**Fund: General**

Allotment Class / Object of Expenditure  (1)	Code	Allotment Received  (2)	Obligations Incurred		Unobligated Balance of Allotment  (5) = (2) - (4)	REMARKS  (6)
			This Report  (3)	To Date  (4)		
<b>PROGRAM A1 &amp; A2</b>						
<b>SECRETARIAT AND LEGISLATIVE PROPER SERVICES</b>						
<b>CURRENT OPERATING EXPENDITURES</b>						
<b>Personal Services</b>						
Salaries - Itemized Position	50101010	1,070,454,657.70	71,541,469.40	142,821,610.98	927,633,046.72	
Salary Increase	50101010-03	122,000,000.00	9,426,875.55	18,146,402.58	103,853,597.42	
Salaries & Wages - Unfilled Position	50101010-A	146,663,000.00			146,663,000.00	
Casual Wages	50101020-01	43,500,000.00	3,436,690.00	6,879,050.00	36,620,950.00	
Contractual Wages	50101020-02	14,000,000.00	1,031,019.00	2,062,038.00	11,937,962.00	
Casual Increase	50101020-13	2,500,000.00			2,500,000.00	
Contractual Increase	50101020-23	2,000,000.00			2,000,000.00	
PERA	50102010	50,796,000.00	3,409,068.18	6,812,704.54	43,983,295.46	
Representation Allowance (RA)	50102020	12,564,000.00	958,000.00	1,913,500.00	10,650,500.00	
Transportation Allowance (TA)	50102030	12,318,000.00	834,000.00	1,676,500.00	10,641,500.00	
Clothing/Uniform Allowance	50102040	11,400,000.00	9,942,000.00	9,942,000.00	1,458,000.00	
Health Workers Benefits	50102060	500,000.00	17,800.00	17,800.00	482,200.00	
Honoraria	50102100	1,200,000.00			1,200,000.00	
Longevity Pay	50102120	64,500,000.00			64,500,000.00	
Overtime Services	50102130	29,000,000.00	2,448,382.76	5,915,626.43	23,084,373.57	
Year-End Bonus	50102140	76,000,000.00			76,000,000.00	
Year-End Bonus Increase	50102140-03	11,000,000.00			11,000,000.00	
Cash Gift	50102150	10,600,000.00			10,600,000.00	
Other Bonuses and Allowances	50102990	180,700,000.00	105,600.00	211,400.00	180,488,600.00	
Provident Fund Contributions (SEF)	50103050	22,000,000.00	1,602,221.06	2,903,674.76	19,096,325.24	
Retirement Benefits - Civilians	50104020	6,345,000.00			6,345,000.00	
Terminal Leave	50104030	18,500,000.00	981,043.55	981,043.55	17,518,956.45	
Other Personnel Benefits	50104990	658,138,913.80	11,321,985.63	12,243,274.47	645,895,639.33	
<b>Total Personal Services</b>		<b>2,566,679,571.50</b>	<b>117,056,155.13</b>	<b>212,526,625.31</b>	<b>2,354,152,946.19</b>	

Allotment Class / Object of Expenditure  (1)	Code	Allotment Received  (2)	Obligations Incurred		Unobligated Balance of Allotment  (5) = (2) - (4)	REMARKS  (6)
			This Report  (3)	To Date  (4)		
<b>Personal Services</b>						
GSIS Contribution	50103010	130,473,000.00	8,500,621.47	16,617,926.81	113,855,073.19	
GSIS Increase	50103010-03	24,000,000.00	2,364,462.51	3,331,850.31	20,668,149.69	
Pag-Ibig Contribution	50103020	2,972,000.00	168,600.00	342,500.00	2,629,500.00	
PhilHealth Contribution	50103030	11,200,000.00	709,333.02	1,435,875.32	9,764,124.68	
ECC Contribution	50103040	2,972,000.00	168,200.00	341,600.00	2,630,400.00	
<b>Total Personal Services</b>		<b>171,617,000.00</b>	<b>11,911,217.00</b>	<b>22,069,752.44</b>	<b>149,547,247.56</b>	
<b>Total Personal Services</b>		<b>2,738,296,571.50</b>	<b>128,967,372.13</b>	<b>234,596,377.75</b>	<b>2,503,700,193.75</b>	
<b>Maintenance and Other Operating Expenses</b>						
Travelling Expenses - Local	50201010	164,037,597.06	5,913,218.15	21,351,978.99	142,685,618.07	
Travelling Expenses - Foreign	50201020	30,306,134.00	352,390.88	2,109,321.79	28,196,812.21	
Training Expenses	50202010	7,506,000.00	240,973.50	294,260.00	7,211,740.00	
IT/Office Supplies Expenses	50203010	35,414,724.25	2,518,038.13	3,564,956.13	31,849,768.12	
Accountable Forms Expenses	50203020	1,263,000.00	6,500.00	6,500.00	1,256,500.00	
Medical,Dental & Lab. Supplies Expenses	50203080	1,396,000.00			1,396,000.00	
Fuel, Oil & Lubricants Expenses	50203090	4,105,000.00	286,614.97	286,614.97	3,818,385.03	
Military, Police & Traffic Supplies Exp.	50203120	1,000,000.00			1,000,000.00	
Semi-Expendable Office Equipment	50203210-02	1,000,000.00			1,000,000.00	
Semi-Expendable ICT Equipment	50203210-03	1,000,000.00			1,000,000.00	
Semi-Expendable Communication Equipment	50203210-07	750,000.00			750,000.00	
Semi-Expendable Disaster Response & Resc	50203210-08	1,000,000.00			1,000,000.00	
Semi-Expendable Military,Police & Securi	50203210-09	1,000,000.00			1,000,000.00	
Semi-Expendable Medical Equipment	50203210-10	750,000.00			750,000.00	
Semi-Expendable Printing Equipment	50203210-11	750,000.00			750,000.00	
Semi-Expendable Sports Equipment	50203210-12	500,000.00			500,000.00	
Semi-Expendable Other Machinery & Equipm	50203210-99	1,501,000.00			1,501,000.00	
Semi-Expendable Furniture & Fixture	50203220-01	700,000.00			700,000.00	
Semi-Expendable Books	50203220-02	700,000.00	22,075.20	22,075.20	677,924.80	
Other Supplies Expenses	50203990	16,477,331.30	312,069.64	338,291.64	16,139,039.66	
Water Expenses	50204010	5,691,960.00	3,617.45	513,177.43	5,178,782.57	
Electricity Expenses	50204020	19,008,605.00	1,369,874.45	1,371,403.45	17,637,201.55	
Postage & Deliveries Expenses	50205010	630,195.00	5,195.00	6,993.00	623,202.00	
Telephone and Mobile Expense	50205020	33,881,293.88	1,410,697.57	2,506,283.96	31,375,009.92	
Internet Expenses	50205030	9,539,915.66	393,627.94	606,630.27	8,933,285.39	
Cable, Radio, Sattelite Expenses	50205040	1,500,000.00			1,500,000.00	
Extraordinary and Miscellaneous Expenses	50210030	292,693,455.32	18,379,841.94	39,115,000.94	253,578,454.38	
Legal Services	50211010	647,050.00	4,450.00	5,050.00	642,000.00	



Allotment Class / Object of Expenditure  (1)	Code	Allotment Received  (2)	Obligations Incurred		Unobligated Balance of Allotment  (5) = (2) - (4)	REMARKS  (6)
			This Report  (3)	To Date  (4)		
Auditing Expenses	50211020	3,300,000.00	29,725.35	44,710.15	3,255,289.85	
Consultancy Services	50211030	153,497,265.00	8,570,887.44	11,361,118.69	142,136,146.31	
Other Professional Services	50211990	5,748,739.76	1,435,802.26	1,947,002.26	3,801,737.50	
Environment/Sanitary Services	50212010	500,000.00			500,000.00	
Janitorial Services	50212020	25,000,000.00	2,613,101.15	2,613,101.15	22,386,898.85	
Security Services	50212030	5,250,000.00	347,764.48	347,764.48	4,902,235.52	
Other General Services	50212990	1,500,000.00			1,500,000.00	
Repair & Maint. - Office Bldgs.	50213040-01	700,000.00			700,000.00	
Repair & Maint. - Office Equip.	50213050-02	500,000.00			500,000.00	
Repair & Maint. - IT Equipment	50213050-03	500,000.00			500,000.00	
Repair & Maint. - Communication Eqpt.	50213050-07	500,000.00			500,000.00	
Repair & Maint.-Fire Equipment	50213050-09	500,000.00			500,000.00	
Repair & Maint. - Medical, Dental, etc.	50213050-11	500,000.00			500,000.00	
Repair & Maint. - Motor Vehicle	50213060-01	1,820,000.00	6,744.85	6,744.85	1,813,255.15	
Repair & Maint. - Furn. & Fixtures	50213070	1,500,000.00			1,500,000.00	
Rep&Maint-Semi Exp-Office Equip	50213210-02	200,000.00			200,000.00	
Rep&Maint-Semi Exp-IT Equip	50213210-03	200,000.00			200,000.00	
Rep&Maint-Semi Exp-Other Machinery Equip	50213210-99	500,000.00			500,000.00	
Rep&Maint-Semi Exp-Furniture&Fixture	50213220-01	100,000.00			100,000.00	
Repair & Maint. - Other Property, etc.	50213990	2,500,000.00	39,200.00	39,200.00	2,460,800.00	
Taxes, Duties and Licenses	50215010	800,000.00	3,651.50	3,651.50	796,348.50	
Fidelity Bond Premium	50215020	1,047,125.00	7,950.00	9,450.00	1,037,675.00	
Insurance Premiums	50215030	2,790,000.00	24,686.54	127,775.17	2,662,224.83	
Advertisement Expenses	50299010	4,216,000.00	50,563.20	50,563.20	4,165,436.80	
Printing & Binding Expenses	50299020	3,693,000.00			3,693,000.00	
Representation Expenses	50299030	85,579,523.19	6,632,092.84	12,444,307.41	73,135,215.78	
Transportation & Delivery Expenses	50299040	782,000.00			782,000.00	
Rent Expenses	50299050	229,280,924.36	2,874,672.51	42,746,144.99	186,534,779.37	
Membership Dues & Contribution to Orgns	50299060	1,947,000.00	953,066.23	953,066.23	993,933.77	
Subscription Expenses	50299070	14,648,610.32	168,950.68	1,908,161.68	12,740,448.64	
Other Maintenance and Other Operating Ex	50299990	395,221,979.40	32,512,927.87	73,073,991.99	322,147,987.41	
<b>Total Maintenance and Other Operating Expenses</b>		<b>1,579,571,428.50</b>	<b>87,490,971.72</b>	<b>219,775,291.52</b>	<b>1,359,796,136.98</b>	
<b>Capital Outlays</b>						
Other Structure	10604990	8,000,000.00			8,000,000.00	
Office Equipment	10605020	9,950,000.00	200,000.00	200,000.00	9,750,000.00	
IT Equipment	10605030	10,000,000.00	200,000.00	200,000.00	9,800,000.00	

Allotment Class / Object of Expenditure  (1)	Code	Allotment Received  (2)	Obligations Incurred		Unobligated Balance of Allotment  (5) = (2) - (4)	REMARKS  (6)
			This Report  (3)	To Date  (4)		
Communication Equipment	10605070	3,000,000.00			3,000,000.00	
Firefighting Equipment & Accessories	10605090-01	2,000,000.00			2,000,000.00	
Military, Police & Security Equipment	10605100	3,000,000.00			3,000,000.00	
Medical, Dental & Laboratory Equipment	10605110	1,000,000.00			1,000,000.00	
Printing Equipment	10605120	1,500,000.00			1,500,000.00	
Sports Equipment	10605130	1,000,000.00			1,000,000.00	
Motor Vehicles	10606010	3,000,000.00			3,000,000.00	
Furniture & Fixture Equipment	10607010	2,000,000.00			2,000,000.00	
Library Books	10607020	2,000,000.00			2,000,000.00	
Other Property, etc.	10698990	33,550,000.00	55,848.00	55,848.00	33,494,152.00	
Computer Software	10801020	15,000,000.00			15,000,000.00	
<b>Total Capital Outlays</b>		<b>95,000,000.00</b>	<b>455,848.00</b>	<b>455,848.00</b>	<b>94,544,152.00</b>	
<b>Total Current Operating Expenditures</b>		<b>4,412,868,000.00</b>	<b>216,914,191.85</b>	<b>454,827,517.27</b>	<b>3,958,040,482.73</b>	
<b>TOTAL CURRENT OPERATING EXPENDITURES</b>		<b>4,412,868,000.00</b>	<b>216,914,191.85</b>	<b>454,827,517.27</b>	<b>3,958,040,482.73</b>	
<b>CONTINUING APPROPRIATIONS</b>						
<b>REGULAR</b>						
<b>Maintenance and Other Operating Expenses</b>						
Travelling Expenses - Local	50201010	98,416,414.95	9,405,693.72	9,405,693.72	89,010,721.23	
Travelling Expenses - Foreign	50201020	28,274,458.29	204,551.20	204,551.20	28,069,907.09	
Training Expenses	50202010	31,579.25			31,579.25	
IT/Office Supplies Expenses	50203010	11,865,111.24			11,865,111.24	
Semi-Expendable Machinery	50203210-01	25,000.00			25,000.00	
Semi-Expendable Office Equipment	50203210-02	10,336.00			10,336.00	
Semi-Expendable ICT Equipment	50203210-03	20,232.00			20,232.00	
Semi-Expendable Communication Equipment	50203210-07	26,262.00			26,262.00	
Semi-Expendable Other Machinery & Equipm	50203210-99	122,352.32			122,352.32	
Other Supplies Expenses	50203990	4,049,214.18			4,049,214.18	
Water Expenses	50204010	6,143,531.61			6,143,531.61	
Electricity Expenses	50204020	25,406,163.00			25,406,163.00	
Postage & Deliveries Expenses	50205010	230,530.00			230,530.00	
Telephone and Mobile Expense	50205020	9,357,968.82	48,707.58	48,707.58	9,309,261.24	
Internet Expenses	50205030	3,603,620.92	44,800.00	44,800.00	3,558,820.92	
Extraordinary and Miscellaneous Expenses	50210030	41,012,548.59	2,286,000.00	2,286,000.00	38,726,548.59	
Legal Services	50211010	112,000.00			112,000.00	
Consultancy Services	50211030	198,123,723.21	5,170,388.90	5,170,388.90	192,953,334.31	


Allotment Class / Object of Expenditure (1)	Code	Allotment Received (2)	Obligations Incurred		Unobligated Balance of Allotment (5) = (2) - (4)	REMARKS (6)
			This Report (3)	To Date (4)		
Other Professional Services	50211990	16,293,059.06	957,500.00	957,500.00	15,335,559.06	
Janitorial Services	50212020	15,000,000.00			15,000,000.00	
Repair & Maint. - Other Property, etc.	50213990	385,000.00			385,000.00	
Printing & Binding Expenses	50299020	12,000.00			12,000.00	
Representation Expenses	50299030	34,523,146.00			34,523,146.00	
Rent Expenses	50299050	54,307,625.78	60,960.01	60,960.01	54,246,665.77	
Subscription Expenses	50299070	2,126,977.84			2,126,977.84	
Other Maintenance and Other Operating Ex	50299990	135,600,494.33	9,044,427.00	9,044,427.00	126,556,067.33	
<b>Total Maintenance and Other Operating Expenses</b>		<b>685,079,349.39</b>	<b>27,223,028.41</b>	<b>27,223,028.41</b>	<b>657,856,320.98</b>	
<b>Capital Outlays</b>						
Other Structure	10604990	3,500,000.00			3,500,000.00	
Office Equipment	10605020	6,155,362.61			6,155,362.61	
IT Equipment	10605030	16,471,040.40			16,471,040.40	
Communication Equipment	10605070	1,072,271.00			1,072,271.00	
Firefighting Equipment & Accessories	10605090-01	1,500,000.00			1,500,000.00	
Military, Police & Security Equipment	10605100	1,772,400.00			1,772,400.00	
Medical, Dental & Laboratory Equipment	10605110	1,500,000.00			1,500,000.00	
Printing Equipment	10605120	500,000.00			500,000.00	
Sports Equipment	10605130	500,000.00			500,000.00	
Motor Vehicles	10606010	4,800,000.00			4,800,000.00	
Furniture & Fixture Equipment	10607010	2,461,724.48			2,461,724.48	
Library Books	10607020	1,100,000.00			1,100,000.00	
Other Property, etc.	10698990	208,141,683.40			208,141,683.40	
Computer Software	10801020	166,712.98			166,712.98	
<b>Total Capital Outlays</b>		<b>249,641,194.87</b>			<b>249,641,194.87</b>	
<b>Total Continuing Appropriations Regular</b>		<b>934,720,544.26</b>	<b>27,223,028.41</b>	<b>27,223,028.41</b>	<b>907,497,515.85</b>	
<b>TOTAL CONTINUING APPROPRIATIONS</b>		<b>934,720,544.26</b>	<b>27,223,028.41</b>	<b>27,223,028.41</b>	<b>907,497,515.85</b>	
<b>TOTAL PROPER AND SECRETARIAT</b>		<b>5,347,588,544.26</b>	<b>244,137,220.26</b>	<b>482,050,545.68</b>	<b>4,865,537,998.58</b>	
<b>PROGRAM B - LOCALLY FUNDED PROJECTS</b>						
<b>LOCALLY FUNDED PROJECTS</b>						
<b>CURRENT OPERATING EXPENDITURES</b>						
Maintenance and Other Operating Expenses						
Research, Exploration & Dev Exp.	50207020	69,356,000.00			69,356,000.00	

Allotment Class / Object of Expenditure (1)	Code	Allotment Received (2)	Obligations Incurred		Unobligated Balance of Allotment (5) = (2) - (4)	REMARKS (6)
			This Report (3)	To Date (4)		
<i>Total Maintenance and Other Operating Expenses</i>		69,356,000.00			69,356,000.00	
Capital Outlays						
SENATE RELOCATION	10601010	1,500,000,000.00			1,500,000,000.00	
<i>Total Capital Outlays</i>		1,500,000,000.00			1,500,000,000.00	
<i>Total Current Operating Expenditures</i>		1,569,356,000.00			1,569,356,000.00	
<b>TOTAL LOCALLY-FUNDED PROJECTS</b>		1,569,356,000.00			1,569,356,000.00	
<b>CONTINUING APPROPRIATIONS</b>						
REGULAR						
Maintenance and Other Operating Expenses						
Research, Exploration & Dev Exp.	50207020	69,356,000.00			69,356,000.00	
<i>Total Maintenance and Other Operating Expenses</i>		69,356,000.00			69,356,000.00	
<i>Total Continuing Appropriations Regular</i>		69,356,000.00			69,356,000.00	
<b>TOTAL CONTINUING APPROPRIATIONS</b>		69,356,000.00			69,356,000.00	
<b>TOTAL PROGRAM B</b>		1,638,712,000.00			1,638,712,000.00	
<b>GRAND TOTAL</b>		6,986,300,544.26	244,137,220.26	482,050,545.68	6,504,249,998.58	

Certified Correct:

Submitted By:

  
**RIOS A. MANALANSAN**  
 Chief, Legislative Budget Service

  
**ATTY. LUTGARDO B. BARBO**  
 Senate Secretary

**STATEMENT OF ALLOTMENT, OBLIGATIONS AND BALANCES**  
As of March 31, 2018  
**(Summary by Source)**

**DEPARTMENT**  
**Agency: SENATE**  
**Fund: General**

Allotment Class / Object of Expenditure  (1)	Code	Allotment Received  (2)	Obligations Incurred		Unobligated Balance of Allotment  (5) = (2) - (4)	REMARKS  (6)
			This Report  (3)	To Date  (4)		
<b>PROGRAM A1 &amp; A2</b>						
<b>SECRETARIAT AND LEGISLATIVE PROPER SERVICES</b>						
<b>CURRENT OPERATING EXPENDITURES</b>						
<b>Personal Services</b>						
Salaries - Itemized Position	50101010	1,066,459,175.55	71,687,534.09	214,509,145.07	851,950,030.48	
Salary Increase	50101010-03	122,000,000.00	9,397,776.36	27,544,178.94	94,455,821.06	
Salaries & Wages - Unfilled Position	50101010-A	146,663,000.00			146,663,000.00	
Casual Wages	50101020-01	43,500,000.00	3,391,861.00	10,270,911.00	33,229,089.00	
Contractual Wages	50101020-02	14,000,000.00	982,587.00	3,044,625.00	10,955,375.00	
Casual Increase	50101020-13	2,500,000.00	767,754.00	767,754.00	1,732,246.00	
Contractual Increase	50101020-23	2,000,000.00			2,000,000.00	
PERA	50102010	50,686,000.00	3,421,181.82	10,233,886.36	40,452,113.64	
Representation Allowance (RA)	50102020	12,564,000.00	949,500.00	2,863,000.00	9,701,000.00	
Transportation Allowance (TA)	50102030	12,318,000.00	825,500.00	2,502,000.00	9,816,000.00	
Clothing/Uniform Allowance	50102040	11,400,000.00		9,942,000.00	1,458,000.00	
Health Workers Benefits	50102060	500,000.00		17,800.00	482,200.00	
Honoraria	50102100	1,200,000.00	54,375.00	54,375.00	1,145,625.00	
Longevity Pay	50102120	64,500,000.00	30,821,806.35	30,821,806.35	33,678,193.65	
Overtime Services	50102130	29,000,000.00	2,514,863.87	8,430,490.30	20,569,509.70	
Year-End Bonus	50102140	76,000,000.00			76,000,000.00	
Year-End Bonus Increase	50102140-03	11,000,000.00			11,000,000.00	
Cash Gift	50102150	10,600,000.00			10,600,000.00	
Other Bonuses and Allowances	50102990	180,700,000.00	104,800.00	316,200.00	180,383,800.00	
Provident Fund Contributions (SEF)	50103050	22,000,000.00	1,427,516.22	4,331,190.98	17,668,809.02	
Retirement Benefits - Civilians	50104020	6,345,000.00			6,345,000.00	
Terminal Leave	50104030	18,500,000.00		981,043.55	17,518,956.45	
Other Personnel Benefits	50104990	658,111,913.80	59,300,346.18	71,543,620.65	586,568,293.15	
<b>Total Personal Services</b>		<b>2,562,547,089.35</b>	<b>185,647,401.89</b>	<b>398,174,027.20</b>	<b>2,164,373,062.15</b>	

Allotment Class / Object of Expenditure  (1)	Code	Allotment Received  (2)	Obligations Incurred		Unobligated Balance of Allotment  (5) = (2) - (4)	REMARKS  (6)
			This Report  (3)	To Date  (4)		
<b>Personal Services</b>						
GSIS Contribution	50103010	130,473,000.00	8,804,589.97	25,422,516.78	105,050,483.22	
GSIS Increase	50103010-03	24,000,000.00	1,125,424.41	4,457,274.72	19,542,725.28	
Pag-Ibig Contribution	50103020	2,972,000.00	169,200.00	511,700.00	2,460,300.00	
PhilHealth Contribution	50103030	11,200,000.00	710,489.25	2,146,364.57	9,053,635.43	
ECC Contribution	50103040	2,972,000.00	169,100.00	510,700.00	2,461,300.00	
<b>Total Personal Services</b>		<b>171,617,000.00</b>	<b>10,978,803.63</b>	<b>33,048,556.07</b>	<b>138,568,443.93</b>	
<b>Total Personal Services</b>		<b>2,734,164,089.35</b>	<b>196,626,205.52</b>	<b>431,222,583.27</b>	<b>2,302,941,506.08</b>	
<b>Maintenance and Other Operating Expenses</b>						
Travelling Expenses - Local	50201010	161,340,639.84	3,698,716.01	25,050,695.00	136,289,944.84	
Travelling Expenses - Foreign	50201020	30,306,134.00	963,703.41	3,073,025.20	27,233,108.80	
Training Expenses	50202010	7,597,723.95	148,723.95	442,983.95	7,154,740.00	
IT/Office Supplies Expenses	50203010	35,125,665.91	564,628.80	4,129,584.93	30,996,080.98	
Accountable Forms Expenses	50203020	1,264,050.00	1,050.00	7,550.00	1,256,500.00	
Medical,Dental & Lab. Supplies Expenses	50203080	1,396,000.00			1,396,000.00	
Fuel, Oil & Lubricants Expenses	50203090	4,105,000.00	241,253.11	527,868.08	3,577,131.92	
Military, Police & Traffic Supplies Exp.	50203120	1,000,000.00			1,000,000.00	
Semi-Expendable Office Equipment	50203210-02	1,000,000.00	93,000.00	93,000.00	907,000.00	
Semi-Expendable ICT Equipment	50203210-03	1,000,000.00	28,866.34	28,866.34	971,133.66	
Semi-Expendable Communication Equipment	50203210-07	750,000.00			750,000.00	
Semi-Expendable Disaster Response & Resc	50203210-08	1,000,000.00			1,000,000.00	
Semi-Expendable Military,Police & Securi	50203210-09	1,000,000.00			1,000,000.00	
Semi-Expendable Medical Equipment	50203210-10	750,000.00			750,000.00	
Semi-Expendable Printing Equipment	50203210-11	750,000.00			750,000.00	
Semi-Expendable Sports Equipment	50203210-12	500,000.00			500,000.00	
Semi-Expendable Other Machinery & Equipm	50203210-99	1,501,000.00	57,064.00	57,064.00	1,443,936.00	
Semi-Expendable Furniture & Fixture	50203220-01	700,000.00			700,000.00	
Semi-Expendable Books	50203220-02	700,000.00		22,075.20	677,924.80	
Other Supplies Expenses	50203990	15,937,437.95	192,981.48	531,273.12	15,406,164.83	
Water Expenses	50204010	5,634,992.00	5,008.25	518,185.68	5,116,806.32	
Electricity Expenses	50204020	18,633,496.00		1,371,403.45	17,262,092.55	
Postage & Deliveries Expenses	50205010	650,278.00	10,676.00	17,669.00	632,609.00	
Telephone and Mobile Expense	50205020	33,113,307.95	1,124,790.67	3,631,074.63	29,482,233.32	
Internet Expenses	50205030	9,470,998.85	140,797.19	747,427.46	8,723,571.39	
Cable, Radio, Sattelite Expenses	50205040	1,500,000.00			1,500,000.00	
Extraordinary and Miscellaneous Expenses	50210030	290,167,721.66	24,101,583.88	63,216,584.82	226,951,136.84	
Legal Services	50211010	676,200.00	13,150.00	18,200.00	658,000.00	

Allotment Class / Object of Expenditure  (1)	Code	Allotment Received  (2)	Obligations Incurred		Unobligated Balance of Allotment  (5) = (2) - (4)	REMARKS  (6)
			This Report  (3)	To Date  (4)		
Auditing Expenses	50211020	3,300,000.00	251,173.61	295,883.76	3,004,116.24	
Consultancy Services	50211030	154,472,168.00	7,787,567.29	19,148,685.98	135,323,482.02	
Other Professional Services	50211990	8,033,109.64	991,610.00	2,938,612.26	5,094,497.38	
Environment/Sanitary Services	50212010	500,000.00			500,000.00	
Janitorial Services	50212020	25,000,000.00		2,613,101.15	22,386,898.85	
Security Services	50212030	5,250,000.00	347,764.48	695,528.96	4,554,471.04	
Other General Services	50212990	1,500,000.00			1,500,000.00	
Repair & Maint. - Office Bldgs.	50213040-01	700,000.00			700,000.00	
Repair & Maint. - Office Equip.	50213050-02	500,000.00			500,000.00	
Repair & Maint. - IT Equipment	50213050-03	500,000.00			500,000.00	
Repair & Maint. - Communication Eqpt.	50213050-07	500,000.00			500,000.00	
Repair & Maint.-Fire Equipment	50213050-09	500,000.00			500,000.00	
Repair & Maint. - Medical, Dental, etc.	50213050-11	500,000.00			500,000.00	
Repair & Maint. - Motor Vehicle	50213060-01	1,834,050.00	129,264.62	136,009.47	1,698,040.53	
Repair & Maint. - Furn. & Fixtures	50213070	1,500,000.00			1,500,000.00	
Rep&Maint-Semi Exp-Office Equip	50213210-02	200,000.00			200,000.00	
Rep&Maint-Semi Exp-IT Equip	50213210-03	200,000.00			200,000.00	
Rep&Maint-Semi Exp-Other Machinery Equip	50213210-99	500,000.00			500,000.00	
Rep&Maint-Semi Exp-Furniture&Fixturre	50213220-01	100,000.00			100,000.00	
Repair & Maint. - Other Property, etc.	50213990	2,500,000.00	59,600.00	98,800.00	2,401,200.00	
Taxes, Duties and Licenses	50215010	800,000.00		3,651.50	796,348.50	
Fidelity Bond Premium	50215020	1,048,062.50	72,000.00	81,450.00	966,612.50	
Insurance Premiums	50215030	2,790,000.00		127,775.17	2,662,224.83	
Advertisement Expenses	50299010	4,231,000.00	15,000.00	65,563.20	4,165,436.80	
Printing & Binding Expenses	50299020	3,819,000.00			3,819,000.00	
Representation Expenses	50299030	86,890,356.28	5,788,009.27	18,232,316.68	68,658,039.60	
Transportation & Delivery Expenses	50299040	782,000.00			782,000.00	
Rent Expenses	50299050	225,738,931.07	1,121,573.77	43,867,718.76	181,871,212.31	
Membership Dues & Contribution to Orgns	50299060	1,947,000.00		953,066.23	993,933.77	
Subscription Expenses	50299070	13,948,895.71	87,062.72	1,995,224.40	11,953,671.31	
Other Maintenance and Other Operating Ex	50299990	406,048,691.34	31,217,005.03	104,290,997.02	301,757,694.32	
<b>Total Maintenance and Other Operating Expenses</b>		<b>1,583,703,910.65</b>	<b>79,253,623.88</b>	<b>299,028,915.40</b>	<b>1,284,674,995.25</b>	
<b>Capital Outlays</b>						
Other Structure	10604990	8,000,000.00			8,000,000.00	
Office Equipment	10605020	9,950,000.00	23,220.00	223,220.00	9,726,780.00	
IT Equipment	10605030	10,000,000.00	221,400.00	421,400.00	9,578,600.00	

Allotment Class / Object of Expenditure  (1)	Code	Allotment Received  (2)	Obligations Incurred		Unobligated Balance of Allotment  (5) = (2) - (4)	REMARKS  (6)
			This Report  (3)	To Date  (4)		
Communication Equipment	10605070	3,000,000.00			3,000,000.00	
Firefighting Equipment & Accessories	10605090-01	2,000,000.00			2,000,000.00	
Military, Police & Security Equipment	10605100	3,000,000.00			3,000,000.00	
Medical, Dental & Laboratory Equipment	10605110	1,000,000.00			1,000,000.00	
Printing Equipment	10605120	1,500,000.00			1,500,000.00	
Sports Equipment	10605130	1,000,000.00			1,000,000.00	
Motor Vehicles	10606010	3,000,000.00			3,000,000.00	
Furniture & Fixture Equipment	10607010	2,000,000.00			2,000,000.00	
Library Books	10607020	2,000,000.00			2,000,000.00	
Other Property, etc.	10698990	33,550,000.00	36,616.00	92,464.00	33,457,536.00	
Computer Software	10801020	15,000,000.00			15,000,000.00	
<b>Total Capital Outlays</b>		<b>95,000,000.00</b>	<b>281,236.00</b>	<b>737,084.00</b>	<b>94,262,916.00</b>	
<b>Total Current Operating Expenditures</b>		<b>4,412,868,000.00</b>	<b>276,161,065.40</b>	<b>730,988,582.67</b>	<b>3,681,879,417.33</b>	
<b>TOTAL CURRENT OPERATING EXPENDITURES</b>		<b>4,412,868,000.00</b>	<b>276,161,065.40</b>	<b>730,988,582.67</b>	<b>3,681,879,417.33</b>	
<b>CONTINUING APPROPRIATIONS</b>						
<b>REGULAR</b>						
<b>Maintenance and Other Operating Expenses</b>						
Travelling Expenses - Local	50201010	98,276,748.30	10,631,139.44	20,036,833.16	78,239,915.14	
Travelling Expenses - Foreign	50201020	32,400,751.32	6,701,114.20	6,905,665.40	25,495,085.92	
Training Expenses	50202010	131,579.25			131,579.25	
IT/Office Supplies Expenses	50203010	9,564,213.16	124,957.52	124,957.52	9,439,255.64	
Accountable Forms Expenses	50203020	10,000.00			10,000.00	
Semi-Expendable Machinery	50203210-01	25,000.00			25,000.00	
Semi-Expendable Office Equipment	50203210-02	70,336.00			70,336.00	
Semi-Expendable ICT Equipment	50203210-03	46,232.00	14,560.00	14,560.00	31,672.00	
Semi-Expendable Communication Equipment	50203210-07	262.00			262.00	
Semi-Expendable Other Machinery & Equipm	50203210-99	122,352.32			122,352.32	
Other Supplies Expenses	50203990	4,436,688.14	4,722.52	4,722.52	4,431,965.62	
Water Expenses	50204010	6,107,531.61			6,107,531.61	
Electricity Expenses	50204020	25,166,163.00	5,974,317.22	5,974,317.22	19,191,845.78	
Postage & Deliveries Expenses	50205010	250,530.00	1,000.00	1,000.00	249,530.00	
Telephone and Mobile Expense	50205020	9,788,616.76	197,186.85	245,894.43	9,542,722.33	
Internet Expenses	50205030	3,733,380.92	110,358.00	155,158.00	3,578,222.92	
Extraordinary and Miscellaneous Expenses	50210030	32,174,193.45	2,534,071.42	4,820,071.42	27,354,122.03	
Legal Services	50211010	122,000.00	3,000.00	3,000.00	119,000.00	




Allotment Class / Object of Expenditure  (1)	Code	Allotment Received  (2)	Obligations Incurred		Unobligated Balance of Allotment  (5) = (2) - (4)	REMARKS  (6)
			This Report  (3)	To Date  (4)		
Consultancy Services	50211030	175,049,257.61	11,524,393.09	16,694,781.99	158,354,475.62	
Other Professional Services	50211990	23,813,059.06	4,149,565.76	5,107,065.76	18,705,993.30	
Janitorial Services	50212020	15,000,000.00	2,653,078.94	2,653,078.94	12,346,921.06	
Repair & Maint. - Motor Vehicle	50213060-01	600,000.00			600,000.00	
Repair & Maint. - Other Property, etc.	50213990	220,000.00			220,000.00	
Fidelity Bond Premium	50215020	72,500.00	22,500.00	22,500.00	50,000.00	
Printing & Binding Expenses	50299020	102,000.00	1,000.00	1,000.00	101,000.00	
Representation Expenses	50299030	37,515,343.56	2,913,135.60	2,913,135.60	34,602,207.96	
Rent Expenses	50299050	55,790,940.68	359,279.38	420,239.39	55,370,701.29	
Subscription Expenses	50299070	2,376,977.84	30,000.00	30,000.00	2,346,977.84	
Other Maintenance and Other Operating Ex	50299990	151,702,692.41	10,501,300.00	19,545,727.00	132,156,965.41	
<b>Total Maintenance and Other Operating Expenses</b>		<b>684,669,349.39</b>	<b>58,450,679.94</b>	<b>85,673,708.35</b>	<b>598,995,641.04</b>	
<b>Capital Outlays</b>						
Other Structure	10604990	3,500,000.00			3,500,000.00	
Office Equipment	10605020	6,115,962.61			6,115,962.61	
IT Equipment	10605030	16,920,440.40	35,300.00	35,300.00	16,885,140.40	
Communication Equipment	10605070	1,072,271.00			1,072,271.00	
Firefighting Equipment & Accessories	10605090-01	1,500,000.00			1,500,000.00	
Military, Police & Security Equipment	10605100	1,772,400.00			1,772,400.00	
Medical, Dental & Laboratory Equipment	10605110	1,500,000.00			1,500,000.00	
Printing Equipment	10605120	500,000.00			500,000.00	
Sports Equipment	10605130	500,000.00			500,000.00	
Motor Vehicles	10606010	4,800,000.00			4,800,000.00	
Furniture & Fixture Equipment	10607010	2,461,724.48			2,461,724.48	
Library Books	10607020	1,100,000.00			1,100,000.00	
Other Property, etc.	10698990	208,141,683.40	955,317.00	955,317.00	207,186,366.40	
Computer Software	10801020	166,712.98			166,712.98	
<b>Total Capital Outlays</b>		<b>250,051,194.87</b>	<b>990,617.00</b>	<b>990,617.00</b>	<b>249,060,577.87</b>	
<b>Total Continuing Appropriations Regular</b>		<b>934,720,544.26</b>	<b>59,441,296.94</b>	<b>86,664,325.35</b>	<b>848,056,218.91</b>	
<b>TOTAL CONTINUING APPROPRIATIONS</b>		<b>934,720,544.26</b>	<b>59,441,296.94</b>	<b>86,664,325.35</b>	<b>848,056,218.91</b>	
<b>TOTAL PROPER AND SECRETARIAT</b>		<b>5,347,588,544.26</b>	<b>335,602,362.34</b>	<b>817,652,908.02</b>	<b>4,529,935,636.24</b>	
<b>PROGRAM B - LOCALLY FUNDED PROJECTS</b>						
<b>LOCALLY FUNDED PROJECTS</b>						
<b>CURRENT OPERATING EXPENDITURES</b>						

Allotment Class / Object of Expenditure (1)	Code	Allotment Received (2)	Obligations Incurred		Unobligated Balance of Allotment (5) = (2) - (4)	REMARKS (6)
			This Report (3)	To Date (4)		
Maintenance and Other Operating Expenses Research, Exploration & Dev Exp.	50207020	69,356,000.00			69,356,000.00	
<b>Total Maintenance and Other Operating Expenses</b>		<b>69,356,000.00</b>			<b>69,356,000.00</b>	
Capital Outlays SENATE RELOCATION	10601010	1,500,000,000.00			1,500,000,000.00	
<b>Total Capital Outlays</b>		<b>1,500,000,000.00</b>			<b>1,500,000,000.00</b>	
<b>Total Current Operating Expenditures</b>		<b>1,569,356,000.00</b>			<b>1,569,356,000.00</b>	
<b>TOTAL LOCALLY-FUNDED PROJECTS</b>		<b>1,569,356,000.00</b>			<b>1,569,356,000.00</b>	
CONTINUING APPROPRIATIONS REGULAR						
Maintenance and Other Operating Expenses Research, Exploration & Dev Exp.	50207020	69,356,000.00			69,356,000.00	
<b>Total Maintenance and Other Operating Expenses</b>		<b>69,356,000.00</b>			<b>69,356,000.00</b>	
<b>Total Continuing Appropriations Regular</b>		<b>69,356,000.00</b>			<b>69,356,000.00</b>	
<b>TOTAL CONTINUING APPROPRIATIONS</b>		<b>69,356,000.00</b>			<b>69,356,000.00</b>	
<b>TOTAL PROGRAM B</b>		<b>1,638,712,000.00</b>			<b>1,638,712,000.00</b>	
<b>GRAND TOTAL</b>		<b>6,986,300,544.26</b>	<b>335,602,362.34</b>	<b>817,652,908.02</b>	<b>6,168,647,636.24</b>	

Certified Correct:

Submitted By:

  
**RIOS A. C. MANALANSAN**  
 Chief, Legislative Budget Service

  
**ATTY. LUTGARDO B. BARBO**  
 Senate Secretary

**STATEMENT OF ALLOTMENT, OBLIGATIONS AND BALANCES**  
As of April 30, 2018  
(Summary by Source)

**DEPARTMENT**  
**Agency: SENATE**  
**Fund: General**

Allotment Class / Object of Expenditure  (1)	Code	Allotment Received  (2)	Obligations Incurred		Unobligated Balance of Allotment  (5) = (2) - (4)	REMARKS  (6)
			This Report  (3)	To Date  (4)		
<b>PROGRAM A1 &amp; A2</b>						
<b>SECRETARIAT AND LEGISLATIVE PROPER SERVICES</b>						
<b>CURRENT OPERATING EXPENDITURES</b>						
<b>Personal Services</b>						
Salaries - Itemized Position	50101010	1,062,349,960.08	72,104,472.10	286,613,617.17	775,736,342.91	
Salary Increase	50101010-03	122,000,000.00	9,594,799.12	37,138,978.06	84,861,021.94	
Salaries & Wages - Unfilled Position	50101010-A	146,663,000.00			146,663,000.00	
Casual Wages	50101020-01	43,500,000.00	3,378,658.57	13,649,569.57	29,850,430.43	
Contractual Wages	50101020-02	14,000,000.00	982,587.00	4,027,212.00	9,972,788.00	
Casual Increase	50101020-13	2,500,000.00	-219,141.57	548,612.43	1,951,387.57	
Contractual Increase	50101020-23	2,000,000.00	481,741.00	481,741.00	1,518,259.00	
PERA	50102010	50,576,000.00	3,425,545.45	13,659,431.81	36,916,568.19	
Representation Allowance (RA)	50102020	12,564,000.00	951,000.00	3,814,000.00	8,750,000.00	
Transportation Allowance (TA)	50102030	12,318,000.00	827,000.00	3,329,000.00	8,989,000.00	
Clothing/Uniform Allowance	50102040	11,400,000.00	12,000.00	9,954,000.00	1,446,000.00	
Health Workers Benefits	50102060	500,000.00	33,350.00	51,150.00	448,850.00	
Honoraria	50102100	1,200,000.00	41,875.00	96,250.00	1,103,750.00	
Longevity Pay	50102120	64,500,000.00	50,619.40	30,872,425.75	33,627,574.25	
Overtime Services	50102130	29,000,000.00	1,625,017.85	10,055,508.15	18,944,491.85	
Year-End Bonus	50102140	76,000,000.00			76,000,000.00	
Year-End Bonus Increase	50102140-03	11,000,000.00			11,000,000.00	
Cash Gift	50102150	10,600,000.00			10,600,000.00	
Other Bonuses and Allowances	50102990	180,700,000.00	110,302.50	426,502.50	180,273,497.50	
Provident Fund Contributions (SEF)	50103050	22,000,000.00	1,441,188.38	5,772,379.36	16,227,620.64	
Retirement Benefits - Civilians	50104020	6,345,000.00			6,345,000.00	
Terminal Leave	50104030	18,500,000.00	5,210,800.96	6,191,844.51	12,308,155.49	
Other Personnel Benefits	50104990	658,084,913.80	81,042,076.13	152,585,696.78	505,499,217.02	
<b>Total Personal Services</b>		<b>2,558,300,873.88</b>	<b>181,093,891.89</b>	<b>579,267,919.09</b>	<b>1,979,032,954.79</b>	

Allotment Class / Object of Expenditure (1)	Code	Allotment Received (2)	Obligations Incurred		Unobligated Balance of Allotment (5) = (2) - (4)	REMARKS (6)
			This Report (3)	To Date (4)		
<b>Personal Services</b>						
GSIS Contribution	50103010	130,473,000.00	8,826,018.03	34,248,534.81	96,224,465.19	
GSIS Increase	50103010-03	24,000,000.00	1,165,846.41	5,623,121.13	18,376,878.87	
Pag-Ibig Contribution	50103020	2,972,000.00	169,000.00	680,700.00	2,291,300.00	
PhilHealth Contribution	50103030	11,200,000.00	716,173.43	2,862,538.00	8,337,462.00	
ECC Contribution	50103040	2,972,000.00	169,000.00	679,700.00	2,292,300.00	
<b>Total Personal Services</b>		<b>171,617,000.00</b>	<b>11,046,037.87</b>	<b>44,094,593.94</b>	<b>127,522,406.06</b>	
<b>Total Personal Services</b>		<b>2,729,917,873.88</b>	<b>192,139,929.76</b>	<b>623,362,513.03</b>	<b>2,106,555,360.85</b>	
<b>Maintenance and Other Operating Expenses</b>						
Travelling Expenses - Local	50201010	158,466,427.04	4,096,006.56	29,146,701.56	129,319,725.48	
Travelling Expenses - Foreign	50201020	30,306,134.00	345,223.87	3,418,249.07	26,887,884.93	
Training Expenses	50202010	7,589,224.72	282,500.77	725,484.72	6,863,740.00	
IT/Office Supplies Expenses	50203010	34,676,444.12	1,412,352.68	5,541,937.61	29,134,506.51	
Accountable Forms Expenses	50203020	1,264,050.00		7,550.00	1,256,500.00	
Medical,Dental & Lab. Supplies Expenses	50203080	1,396,000.00	94,738.25	94,738.25	1,301,261.75	
Fuel, Oil & Lubricants Expenses	50203090	4,105,000.00	170,792.53	698,660.61	3,406,339.39	
Military, Police & Traffic Supplies Exp.	50203120	1,000,000.00			1,000,000.00	
Semi-Expendable Office Equipment	50203210-02	1,000,000.00		93,000.00	907,000.00	
Semi-Expendable ICT Equipment	50203210-03	1,000,000.00	143,808.00	172,674.34	827,325.66	
Semi-Expendable Communication Equipment	50203210-07	750,000.00	4,760.00	4,760.00	745,240.00	
Semi-Expendable Disaster Response & Resc	50203210-08	1,000,000.00			1,000,000.00	
Semi-Expendable Military,Police & Securi	50203210-09	1,000,000.00			1,000,000.00	
Semi-Expendable Medical Equipment	50203210-10	750,000.00			750,000.00	
Semi-Expendable Printing Equipment	50203210-11	750,000.00			750,000.00	
Semi-Expendable Sports Equipment	50203210-12	500,000.00			500,000.00	
Semi-Expendable Other Machinery & Equipm	50203210-99	1,501,000.00	2,610.00	59,674.00	1,441,326.00	
Semi-Expendable Furniture & Fixture	50203220-01	720,940.00	25,440.00	25,440.00	695,500.00	
Semi-Expendable Books	50203220-02	700,000.00		22,075.20	677,924.80	
Other Supplies Expenses	50203990	15,410,566.60	164,473.09	695,746.21	14,714,820.39	
Water Expenses	50204010	5,578,024.00	8,728.40	526,914.08	5,051,109.92	
Electricity Expenses	50204020	18,258,387.00		1,371,403.45	16,886,983.55	
Postage & Deliveries Expenses	50205010	693,830.50	30,552.50	48,221.50	645,609.00	
Telephone and Mobile Expense	50205020	32,328,852.66	911,317.62	4,542,392.25	27,786,460.41	
Internet Expenses	50205030	9,394,399.19	165,575.03	913,002.49	8,481,396.70	
Cable, Radio, Sattelite Expenses	50205040	1,500,000.00			1,500,000.00	
Extraordinary and Miscellaneous Expenses	50210030	288,679,697.99	18,757,636.58	81,974,221.40	206,705,476.59	
Legal Services	50211010	705,100.00	12,900.00	31,100.00	674,000.00	

Allotment Class / Object of Expenditure (1)	Code	Allotment Received (2)	Obligations Incurred		Unobligated Balance of Allotment (5) = (2) - (4)	REMARKS (6)
			This Report (3)	To Date (4)		
Auditing Expenses	50211020	3,300,000.00	253,514.90	549,398.66	2,750,601.34	
Consultancy Services	50211030	155,387,071.00	3,263,194.68	22,411,880.66	132,975,190.34	
Other Professional Services	50211990	10,377,479.52	938,710.00	3,877,322.26	6,500,157.26	
Environment/Sanitary Services	50212010	500,000.00			500,000.00	
Janitorial Services	50212020	25,000,000.00		2,613,101.15	22,386,898.85	
Security Services	50212030	5,250,000.00	347,764.48	1,043,293.44	4,206,706.56	
Other General Services	50212990	1,500,000.00			1,500,000.00	
Repair & Maint. - Office Bldgs.	50213040-01	700,000.00			700,000.00	
Repair & Maint. - Office Equip.	50213050-02	500,000.00			500,000.00	
Repair & Maint. - IT Equipment	50213050-03	500,000.00			500,000.00	
Repair & Maint. - Communication Eqpt.	50213050-07	500,000.00			500,000.00	
Repair & Maint.-Fire Equipment	50213050-09	500,000.00			500,000.00	
Repair & Maint. - Medical, Dental, etc.	50213050-11	500,000.00			500,000.00	
Repair & Maint. - Motor Vehicle	50213060-01	1,844,050.00	17,500.00	153,509.47	1,690,540.53	
Repair & Maint. - Furn. & Fixtures	50213070	1,500,000.00			1,500,000.00	
Rep&Maint-Semi Exp-Office Equip	50213210-02	200,000.00			200,000.00	
Rep&Maint-Semi Exp-IT Equip	50213210-03	200,000.00			200,000.00	
Rep&Maint-Semi Exp-Other Machinery Equip	50213210-99	500,000.00			500,000.00	
Rep&Maint-Semi Exp-Furniture&Fixturre	50213220-01	100,000.00			100,000.00	
Repair & Maint. - Other Property, etc.	50213990	2,500,000.00	58,240.00	157,040.00	2,342,960.00	
Taxes, Duties and Licenses	50215010	800,000.00		3,651.50	796,348.50	
Fidelity Bond Premium	50215020	1,060,250.00	18,397.50	99,847.50	960,402.50	
Insurance Premiums	50215030	2,790,000.00	16,848.30	144,623.47	2,645,376.53	
Advertisement Expenses	50299010	4,216,000.00	-30,000.00	35,563.20	4,180,436.80	
Printing & Binding Expenses	50299020	3,945,000.00	827,000.00	827,000.00	3,118,000.00	
Representation Expenses	50299030	88,035,953.28	4,894,355.46	23,126,672.14	64,909,281.14	
Transportation & Delivery Expenses	50299040	782,000.00			782,000.00	
Rent Expenses	50299050	222,158,227.21	736,883.18	44,604,601.94	177,553,625.27	
Membership Dues & Contribution to Orgns	50299060	1,947,000.00		953,066.23	993,933.77	
Subscription Expenses	50299070	13,244,520.52	74,936.14	2,070,160.54	11,174,359.98	
Other Maintenance and Other Operating Ex	50299990	416,588,496.77	32,041,184.04	136,332,181.06	280,256,315.71	
<b>Total Maintenance and Other Operating Expenses</b>		<b>1,587,950,126.12</b>	<b>70,087,944.56</b>	<b>369,116,859.96</b>	<b>1,218,833,266.16</b>	
<b>Capital Outlays</b>						
Other Structure	10604990	8,000,000.00			8,000,000.00	
Office Equipment	10605020	9,950,000.00		223,220.00	9,726,780.00	
IT Equipment	10605030	10,000,000.00	104,415.60	525,815.60	9,474,184.40	



Allotment Class / Object of Expenditure  (1)	Code	Allotment Received  (2)	Obligations Incurred		Unobligated Balance of Allotment  (5) = (2) - (4)	REMARKS  (6)
			This Report  (3)	To Date  (4)		
Communication Equipment	10605070	3,000,000.00			3,000,000.00	
Firefighting Equipment & Accessories	10605090-01	2,000,000.00			2,000,000.00	
Military, Police & Security Equipment	10605100	3,000,000.00			3,000,000.00	
Medical, Dental & Laboratory Equipment	10605110	1,000,000.00			1,000,000.00	
Printing Equipment	10605120	1,500,000.00			1,500,000.00	
Sports Equipment	10605130	1,000,000.00			1,000,000.00	
Motor Vehicles	10606010	3,000,000.00			3,000,000.00	
Furniture & Fixture Equipment	10607010	2,000,000.00			2,000,000.00	
Library Books	10607020	2,000,000.00			2,000,000.00	
Other Property, etc.	10698990	33,550,000.00		92,464.00	33,457,536.00	
Computer Software	10801020	15,000,000.00			15,000,000.00	
<b>Total Capital Outlays</b>		<b>95,000,000.00</b>	<b>104,415.60</b>	<b>841,499.60</b>	<b>94,158,500.40</b>	
<b>Total Current Operating Expenditures</b>		<b>4,412,868,000.00</b>	<b>262,332,289.92</b>	<b>993,320,872.59</b>	<b>3,419,547,127.41</b>	
<b>TOTAL CURRENT OPERATING EXPENDITURES</b>		<b>4,412,868,000.00</b>	<b>262,332,289.92</b>	<b>993,320,872.59</b>	<b>3,419,547,127.41</b>	
<b>CONTINUING APPROPRIATIONS</b>						
<b>REGULAR</b>						
<b>Maintenance and Other Operating Expenses</b>						
Travelling Expenses - Local	50201010	99,379,651.45	10,622,463.71	30,659,296.87	68,720,354.58	
Travelling Expenses - Foreign	50201020	37,223,503.06	3,226,874.78	10,132,540.18	27,090,962.88	
Training Expenses	50202010	131,579.25			131,579.25	
IT/Office Supplies Expenses	50203010	9,084,404.55	14,999.67	139,957.19	8,944,447.36	
Accountable Forms Expenses	50203020	10,000.00			10,000.00	
Semi-Expendable Machinery	50203210-01	6,416.00			6,416.00	
Semi-Expendable Office Equipment	50203210-02	220,336.00			220,336.00	
Semi-Expendable ICT Equipment	50203210-03	212,232.00		14,560.00	197,672.00	
Semi-Expendable Communication Equipment	50203210-07	107,962.00			107,962.00	
Semi-Expendable Other Machinery & Equipm	50203210-99	123,936.32			123,936.32	
Other Supplies Expenses	50203990	4,033,273.99	500.00	5,222.52	4,028,051.47	
Water Expenses	50204010	6,107,531.61	1,001,529.76	1,001,529.76	5,106,001.85	
Electricity Expenses	50204020	25,166,163.00	3,458,325.94	9,432,643.16	15,733,519.84	
Postage & Deliveries Expenses	50205010	300,530.00	500.00	1,500.00	299,030.00	
Telephone and Mobile Expense	50205020	8,986,768.05	262,518.57	508,413.00	8,478,355.05	
Internet Expenses	50205030	3,803,380.92	254,050.95	409,208.95	3,394,171.97	
Extraordinary and Miscellaneous Expenses	50210030	30,101,993.45	2,444,200.00	7,264,271.42	22,837,722.03	
Legal Services	50211010	122,000.00	1,000.00	4,000.00	118,000.00	

Allotment Class / Object of Expenditure  (1)	Code	Allotment Received  (2)	Obligations Incurred		Unobligated Balance of Allotment  (5) = (2) - (4)	REMARKS  (6)
			This Report  (3)	To Date  (4)		
Consultancy Services	50211030	161,734,604.22	9,642,729.69	26,337,511.68	135,397,092.54	
Other Professional Services	50211990	23,813,059.06	1,095,971.92	6,203,037.68	17,610,021.38	
Janitorial Services	50212020	15,000,000.00	2,642,129.54	5,295,208.48	9,704,791.52	
Repair & Maint. - IT Equipment	50213050-03	50,000.00			50,000.00	
Repair & Maint. - Motor Vehicle	50213060-01	600,000.00	120,000.00	120,000.00	480,000.00	
Repair & Maint. - Other Property, etc.	50213990	220,000.00			220,000.00	
Fidelity Bond Premium	50215020	72,500.00		22,500.00	50,000.00	
Printing & Binding Expenses	50299020	102,000.00	500.00	1,500.00	100,500.00	
Representation Expenses	50299030	39,242,140.18	3,053,760.31	5,966,895.91	33,275,244.27	
Rent Expenses	50299050	56,138,776.14	41,735,941.29	42,156,180.68	13,982,595.46	
Subscription Expenses	50299070	6,999,258.59	289,000.00	319,000.00	6,680,258.59	
Other Maintenance and Other Operating Ex	50299990	154,275,349.55	9,992,193.64	29,537,920.64	124,737,428.91	
<b>Total Maintenance and Other Operating Expenses</b>		<b>683,369,349.39</b>	<b>89,859,189.77</b>	<b>175,532,898.12</b>	<b>507,836,451.27</b>	
<b>Capital Outlays</b>						
Other Structure	10604990	3,500,000.00			3,500,000.00	
Office Equipment	10605020	6,065,962.61			6,065,962.61	
IT Equipment	10605030	17,385,440.40	1,261,074.20	1,296,374.20	16,089,066.20	
Communication Equipment	10605070	1,072,271.00	530,000.00	530,000.00	542,271.00	
Firefighting Equipment & Accessories	10605090-01	1,500,000.00			1,500,000.00	
Military, Police & Security Equipment	10605100	1,772,400.00			1,772,400.00	
Medical, Dental & Laboratory Equipment	10605110	1,500,000.00			1,500,000.00	
Printing Equipment	10605120	500,000.00			500,000.00	
Sports Equipment	10605130	500,000.00			500,000.00	
Motor Vehicles	10606010	4,800,000.00	450,000.00	450,000.00	4,350,000.00	
Furniture & Fixture Equipment	10607010	2,461,724.48	120,960.00	120,960.00	2,340,764.48	
Library Books	10607020	1,300,000.00			1,300,000.00	
Other Property, etc.	10698990	208,826,683.40	550,724.13	1,506,041.13	207,320,642.27	
Computer Software	10801020	166,712.98			166,712.98	
<b>Total Capital Outlays</b>		<b>251,351,194.87</b>	<b>2,912,758.33</b>	<b>3,903,375.33</b>	<b>247,447,819.54</b>	
<b>Total Continuing Appropriations Regular</b>		<b>934,720,544.26</b>	<b>92,771,948.10</b>	<b>179,436,273.45</b>	<b>755,284,270.81</b>	
<b>TOTAL CONTINUING APPROPRIATIONS</b>		<b>934,720,544.26</b>	<b>92,771,948.10</b>	<b>179,436,273.45</b>	<b>755,284,270.81</b>	
<b>TOTAL PROPER AND SECRETARIAT</b>		<b>5,347,588,544.26</b>	<b>355,104,238.02</b>	<b>1,172,757,146.04</b>	<b>4,174,831,398.22</b>	
<b>PROGRAM B - LOCALLY FUNDED PROJECTS</b>						
<b>LOCALLY FUNDED PROJECTS</b>						

Allotment Class / Object of Expenditure (1)	Code	Allotment Received (2)	Obligations Incurred		Unobligated Balance of Allotment (5) = (2) - (4)	REMARKS (6)
			This Report (3)	To Date (4)		
<b>CURRENT OPERATING EXPENDITURES</b>						
Maintenance and Other Operating Expenses Research, Exploration & Dev Exp.	50207020	69,356,000.00			69,356,000.00	
<b>Total Maintenance and Other Operating Expenses</b>		<b>69,356,000.00</b>			<b>69,356,000.00</b>	
Capital Outlays SENATE RELOCATION	10601010	1,500,000,000.00			1,500,000,000.00	
<b>Total Capital Outlays</b>		<b>1,500,000,000.00</b>			<b>1,500,000,000.00</b>	
<b>Total Current Operating Expenditures</b>		<b>1,569,356,000.00</b>			<b>1,569,356,000.00</b>	
<b>TOTAL LOCALLY-FUNDED PROJECTS</b>		<b>1,569,356,000.00</b>			<b>1,569,356,000.00</b>	
<b>CONTINUING APPROPRIATIONS REGULAR</b>						
Maintenance and Other Operating Expenses Research, Exploration & Dev Exp.	50207020	69,356,000.00			69,356,000.00	
<b>Total Maintenance and Other Operating Expenses</b>		<b>69,356,000.00</b>			<b>69,356,000.00</b>	
<b>Total Continuing Appropriations Regular</b>		<b>69,356,000.00</b>			<b>69,356,000.00</b>	
<b>TOTAL CONTINUING APPROPRIATIONS</b>		<b>69,356,000.00</b>			<b>69,356,000.00</b>	
<b>TOTAL PROGRAM B</b>		<b>1,638,712,000.00</b>			<b>1,638,712,000.00</b>	
<b>GRAND TOTAL</b>		<b>6,986,300,544.26</b>	<b>355,104,238.02</b>	<b>1,172,757,146.04</b>	<b>5,813,543,398.22</b>	

Certified Correct:

Submitted By:

  
**RIOS A. C. MANALANSAN**  
 Chief, Legislative Budget Service  


  
**ATTY. LUTGARDO B. BARBO**  
 Senate Secretary  




**STATEMENT OF ALLOTMENT, OBLIGATIONS AND BALANCES**  
As of May 31, 2018  
(Summary by Source)

**DEPARTMENT**  
**Agency: SENATE**  
**Fund: General**

Allotment Class / Object of Expenditure  (1)	Code	Allotment Received  (2)	Obligations Incurred		Unobligated Balance of Allotment  (5) = (2) - (4)	REMARKS  (6)
			This Report  (3)	To Date  (4)		
<b>PROGRAM A1 &amp; A2</b>						
<b>SECRETARIAT AND LEGISLATIVE PROPER SERVICES</b>						
<b>CURRENT OPERATING EXPENDITURES</b>						
<b>Personal Services</b>						
Salaries - Itemized Position	50101010	1,058,240,744.61	72,449,866.78	359,063,483.95	699,177,260.66	
Salary Increase	50101010-03	122,000,000.00	9,560,807.51	46,699,785.57	75,300,214.43	
Salaries & Wages - Unfilled Position	50101010-A	146,663,000.00			146,663,000.00	
Casual Wages	50101020-01	43,500,000.00	3,361,413.36	17,010,982.93	26,489,017.07	
Contractual Wages	50101020-02	14,000,000.00	982,587.00	5,009,799.00	8,990,201.00	
Casual Increase	50101020-13	2,500,000.00	140,361.00	688,973.43	1,811,026.57	
Contractual Increase	50101020-23	2,000,000.00	115,098.00	596,839.00	1,403,161.00	
PERA	50102010	50,466,000.00	3,437,019.14	17,096,450.95	33,369,549.05	
Representation Allowance (RA)	50102020	12,564,000.00	951,000.00	4,765,000.00	7,799,000.00	
Transportation Allowance (TA)	50102030	12,318,000.00	827,000.00	4,156,000.00	8,162,000.00	
Clothing/Uniform Allowance	50102040	11,400,000.00	36,000.00	9,990,000.00	1,410,000.00	
Health Workers Benefits	50102060	500,000.00	15,100.00	66,250.00	433,750.00	
Honoraria	50102100	1,200,000.00	129,625.00	225,875.00	974,125.00	
Longevity Pay	50102120	64,500,000.00	13,669.50	30,886,095.25	33,613,904.75	
Overtime Services	50102130	29,000,000.00	618,566.37	10,674,074.52	18,325,925.48	
Year-End Bonus	50102140	76,000,000.00			76,000,000.00	
Year-End Bonus Increase	50102140-03	11,000,000.00			11,000,000.00	
Cash Gift	50102150	10,600,000.00			10,600,000.00	
Other Bonuses and Allowances	50102990	180,700,000.00	81,388,095.00	81,814,597.50	98,885,402.50	
Provident Fund Contributions (SEF)	50103050	22,000,000.00	1,427,463.02	7,199,842.38	14,800,157.62	
Retirement Benefits - Civilians	50104020	6,345,000.00			6,345,000.00	
Terminal Leave	50104030	18,500,000.00	887,604.64	7,079,449.15	11,420,550.85	
Other Personnel Benefits	50104990	658,057,913.80	45,119,216.13	197,704,912.91	460,353,000.89	
<b>Total Personal Services</b>		<b>2,554,054,658.41</b>	<b>221,460,492.45</b>	<b>800,728,411.54</b>	<b>1,753,326,246.87</b>	

Allotment Class / Object of Expenditure  (1)	Code	Allotment Received  (2)	Obligations Incurred		Unobligated Balance of Allotment  (5) = (2) - (4)	REMARKS  (6)
			This Report  (3)	To Date  (4)		
<b>Personal Services</b>						
GSIS Contribution	50103010	130,473,000.00	9,128,713.14	43,377,247.95	87,095,752.05	
GSIS Increase	50103010-03	24,000,000.00	1,260,680.25	6,883,801.38	17,116,198.62	
Pag-Ibig Contribution	50103020	2,972,000.00	173,900.00	854,600.00	2,117,400.00	
PhilHealth Contribution	50103030	11,200,000.00	735,163.78	3,597,701.78	7,602,298.22	
ECC Contribution	50103040	2,972,000.00	174,800.00	854,500.00	2,117,500.00	
<b>Total Personal Services</b>		<b>171,617,000.00</b>	<b>11,473,257.17</b>	<b>55,567,851.11</b>	<b>116,049,148.89</b>	
<b>Total Personal Services</b>		<b>2,725,671,658.41</b>	<b>232,933,749.62</b>	<b>856,296,262.65</b>	<b>1,869,375,395.76</b>	
<b>Maintenance and Other Operating Expenses</b>						
Travelling Expenses - Local	50201010	155,425,268.32	3,448,595.14	32,595,296.70	122,829,971.62	
Travelling Expenses - Foreign	50201020	30,306,134.00	295,650.41	3,713,899.48	26,592,234.52	
Training Expenses	50202010	7,749,224.72	409,700.00	1,135,184.72	6,614,040.00	
IT/Office Supplies Expenses	50203010	34,418,848.10	1,148,369.98	6,690,307.59	27,728,540.51	
Accountable Forms Expenses	50203020	1,264,750.00	700.00	8,250.00	1,256,500.00	
Medical,Dental & Lab. Supplies Expenses	50203080	1,396,000.00	32,475.75	127,214.00	1,268,786.00	
Fuel, Oil & Lubricants Expenses	50203090	4,105,000.00	276,882.69	975,543.30	3,129,456.70	
Military, Police & Traffic Supplies Exp.	50203120	1,000,000.00			1,000,000.00	
Semi-Expendable Office Equipment	50203210-02	1,000,000.00	16,800.00	109,800.00	890,200.00	
Semi-Expendable ICT Equipment	50203210-03	1,013,800.00	29,641.60	202,315.94	811,484.06	
Semi-Expendable Communication Equipment	50203210-07	750,000.00	15,000.00	19,760.00	730,240.00	
Semi-Expendable Disaster Response & Resc	50203210-08	1,000,000.00			1,000,000.00	
Semi-Expendable Military,Police & Securi	50203210-09	1,000,000.00	80,920.00	80,920.00	919,080.00	
Semi-Expendable Medical Equipment	50203210-10	750,000.00	6,579.00	6,579.00	743,421.00	
Semi-Expendable Printing Equipment	50203210-11	750,000.00			750,000.00	
Semi-Expendable Sports Equipment	50203210-12	500,000.00			500,000.00	
Semi-Expendable Other Machinery & Equipm	50203210-99	1,501,000.00	215,351.48	275,025.48	1,225,974.52	
Semi-Expendable Furniture & Fixture	50203220-01	720,940.00		25,440.00	695,500.00	
Semi-Expendable Books	50203220-02	700,000.00	84,200.00	106,275.20	593,724.80	
Other Supplies Expenses	50203990	14,800,493.00	108,857.95	804,604.16	13,995,888.84	
Water Expenses	50204010	5,521,056.00	1,244,394.74	1,771,308.82	3,749,747.18	
Electricity Expenses	50204020	17,883,278.00	14,123.74	1,385,527.19	16,497,750.81	
Postage & Deliveries Expenses	50205010	708,078.50	92,929.28	141,150.78	566,927.72	
Telephone and Mobile Expense	50205020	31,614,408.98	1,575,207.33	6,117,599.58	25,496,809.40	
Internet Expenses	50205030	9,346,861.67	380,907.48	1,293,909.97	8,052,951.70	
Cable, Radio, Sattelite Expenses	50205040	1,500,000.00			1,500,000.00	
Extraordinary and Miscellaneous Expenses	50210030	297,839,654.34	29,340,136.30	111,314,357.70	186,525,296.64	
Legal Services	50211010	720,700.00	-400.00	30,700.00	690,000.00	

Allotment Class / Object of Expenditure  (1)	Code	Allotment Received  (2)	Obligations Incurred		Unobligated Balance of Allotment  (5) = (2) - (4)	REMARKS  (6)
			This Report  (3)	To Date  (4)		
Auditing Expenses	50211020	3,300,000.00	19,094.85	568,493.51	2,731,506.49	
Consultancy Services	50211030	156,251,974.00	7,898,951.58	30,310,832.24	125,941,141.76	
Other Professional Services	50211990	12,721,849.40	1,745,060.00	5,622,382.26	7,099,467.14	
Environment/Sanitary Services	50212010	500,000.00			500,000.00	
Janitorial Services	50212020	25,000,000.00		2,613,101.15	22,386,898.85	
Security Services	50212030	5,250,000.00	347,764.48	1,391,057.92	3,858,942.08	
Other General Services	50212990	1,500,000.00			1,500,000.00	
Repair & Maint. - Office Bldgs.	50213040-01	700,000.00			700,000.00	
Repair & Maint. - Office Equip.	50213050-02	500,000.00			500,000.00	
Repair & Maint. - IT Equipment	50213050-03	500,000.00			500,000.00	
Repair & Maint. - Communication Eqpt.	50213050-07	500,000.00			500,000.00	
Repair & Maint.-Fire Equipment	50213050-09	500,000.00			500,000.00	
Repair & Maint. - Medical, Dental, etc.	50213050-11	500,000.00			500,000.00	
Repair & Maint. - Motor Vehicle	50213060-01	1,854,050.00	144,836.93	298,346.40	1,555,703.60	
Repair & Maint. - Furn. & Fixtures	50213070	1,500,000.00			1,500,000.00	
Rep&Maint-Semi Exp-Office Equip	50213210-02	200,000.00			200,000.00	
Rep&Maint-Semi Exp-IT Equip	50213210-03	200,000.00			200,000.00	
Rep&Maint-Semi Exp-Other Machinery Equip	50213210-99	500,000.00			500,000.00	
Rep&Maint-Semi Exp-Furniture&Fixturre	50213220-01	100,000.00			100,000.00	
Repair & Maint. - Other Property, etc.	50213990	2,500,000.00	7,560.00	164,600.00	2,335,400.00	
Taxes, Duties and Licenses	50215010	800,000.00		3,651.50	796,348.50	
Fidelity Bond Premium	50215020	1,117,437.50	56,925.00	156,772.50	960,665.00	
Insurance Premiums	50215030	2,790,000.00	714,891.67	859,515.14	1,930,484.86	
Advertisement Expenses	50299010	4,216,000.00	-15,000.00	20,563.20	4,195,436.80	
Printing & Binding Expenses	50299020	4,071,000.00	185,557.00	1,012,557.00	3,058,443.00	
Representation Expenses	50299030	89,138,977.09	5,394,365.67	28,521,037.81	60,617,939.28	
Transportation & Delivery Expenses	50299040	782,000.00			782,000.00	
Rent Expenses	50299050	218,618,341.89	980,053.52	45,584,655.46	173,033,686.43	
Membership Dues & Contribution to Orgns	50299060	1,947,000.00	5,900.00	958,966.23	988,033.77	
Subscription Expenses	50299070	12,580,761.19	494,652.29	2,564,812.83	10,015,948.36	
Other Maintenance and Other Operating Ex	50299990	416,221,454.89	28,707,463.38	165,039,644.44	251,181,810.45	
<b>Total Maintenance and Other Operating Expenses</b>		<b>1,592,146,341.59</b>	<b>85,505,099.24</b>	<b>454,621,959.20</b>	<b>1,137,524,382.39</b>	
<b>Capital Outlays</b>						
Other Structure	10604990	8,000,000.00			8,000,000.00	
Office Equipment	10605020	9,850,000.00		223,220.00	9,626,780.00	
IT Equipment	10605030	10,150,000.00		525,815.60	9,624,184.40	


Allotment Class / Object of Expenditure  (1)	Code	Allotment Received  (2)	Obligations Incurred		Unobligated Balance of Allotment  (5) = (2) - (4)	REMARKS  (6)
			This Report  (3)	To Date  (4)		
Communication Equipment	10605070	3,000,000.00			3,000,000.00	
Firefighting Equipment & Accessories	10605090-01	2,000,000.00			2,000,000.00	
Military, Police & Security Equipment	10605100	3,000,000.00			3,000,000.00	
Medical, Dental & Laboratory Equipment	10605110	1,000,000.00			1,000,000.00	
Printing Equipment	10605120	1,500,000.00			1,500,000.00	
Sports Equipment	10605130	1,000,000.00			1,000,000.00	
Motor Vehicles	10606010	3,000,000.00			3,000,000.00	
Furniture & Fixture Equipment	10607010	2,000,000.00			2,000,000.00	
Library Books	10607020	2,000,000.00			2,000,000.00	
Other Property, etc.	10698990	33,550,000.00	495,616.00	588,080.00	32,961,920.00	
Computer Software	10801020	15,000,000.00			15,000,000.00	
<b>Total Capital Outlays</b>		<b>95,050,000.00</b>	<b>495,616.00</b>	<b>1,337,115.60</b>	<b>93,712,884.40</b>	
<b>Total Current Operating Expenditures</b>		<b>4,412,868,000.00</b>	<b>318,934,464.86</b>	<b>1,312,255,337.45</b>	<b>3,100,612,662.55</b>	
<b>TOTAL CURRENT OPERATING EXPENDITURES</b>		<b>4,412,868,000.00</b>	<b>318,934,464.86</b>	<b>1,312,255,337.45</b>	<b>3,100,612,662.55</b>	
<b>CONTINUING APPROPRIATIONS</b>						
<b>REGULAR</b>						
<b>Maintenance and Other Operating Expenses</b>						
Travelling Expenses - Local	50201010	99,211,849.82	10,487,557.63	41,146,854.50	58,064,995.32	
Travelling Expenses - Foreign	50201020	38,214,135.32	4,054,919.76	14,187,459.94	24,026,675.38	
Training Expenses	50202010	131,579.25			131,579.25	
IT/Office Supplies Expenses	50203010	9,029,404.55	353,839.00	493,796.19	8,535,608.36	
Accountable Forms Expenses	50203020	10,000.00			10,000.00	
Semi-Expendable Machinery	50203210-01	6,416.00	6,416.00	6,416.00		
Semi-Expendable Office Equipment	50203210-02	220,336.00			220,336.00	
Semi-Expendable ICT Equipment	50203210-03	212,232.00	10,124.80	24,684.80	187,547.20	
Semi-Expendable Communication Equipment	50203210-07	107,962.00			107,962.00	
Semi-Expendable Other Machinery & Equipm	50203210-99	123,936.32			123,936.32	
Other Supplies Expenses	50203990	4,033,273.99	199,500.00	204,722.52	3,828,551.47	
Water Expenses	50204010	6,087,531.61		1,001,529.76	5,086,001.85	
Electricity Expenses	50204020	25,166,163.00	5,325,972.69	14,758,615.85	10,407,547.15	
Postage & Deliveries Expenses	50205010	300,530.00	500.00	2,000.00	298,530.00	
Telephone and Mobile Expense	50205020	8,831,767.05	254,807.53	763,220.53	8,068,546.52	
Internet Expenses	50205030	3,803,380.92	283,278.00	692,486.95	3,110,893.97	
Extraordinary and Miscellaneous Expenses	50210030	30,101,993.45	1,163,000.00	8,427,271.42	21,674,722.03	
Legal Services	50211010	122,000.00	1,000.00	5,000.00	117,000.00	

Allotment Class / Object of Expenditure  (1)	Code	Allotment Received  (2)	Obligations Incurred		Unobligated Balance of Allotment  (5) = (2) - (4)	REMARKS  (6)
			This Report  (3)	To Date  (4)		
Consultancy Services	50211030	161,234,604.22	11,942,012.69	38,279,524.37	122,955,079.85	
Other Professional Services	50211990	23,813,059.06	3,163,179.25	9,366,216.93	14,446,842.13	
Janitorial Services	50212020	15,000,000.00		5,295,208.48	9,704,791.52	
Repair & Maint. - IT Equipment	50213050-03	50,000.00			50,000.00	
Repair & Maint. - Motor Vehicle	50213060-01	600,000.00	100,000.00	220,000.00	380,000.00	
Repair & Maint. - Other Property, etc.	50213990	220,000.00			220,000.00	
Fidelity Bond Premium	50215020	72,500.00		22,500.00	50,000.00	
Printing & Binding Expenses	50299020	102,000.00	500.00	2,000.00	100,000.00	
Representation Expenses	50299030	39,224,321.10	2,583,242.77	8,550,138.68	30,674,182.42	
Rent Expenses	50299050	56,109,325.88	2,506,512.54	44,662,693.22	11,446,632.66	
Subscription Expenses	50299070	6,908,226.59	9,000.00	328,000.00	6,580,226.59	
Other Maintenance and Other Operating Ex	50299990	154,320,821.26	8,969,400.15	38,507,320.79	115,813,500.47	
<b>Total Maintenance and Other Operating Expenses</b>		<b>683,369,349.39</b>	<b>51,414,762.81</b>	<b>226,947,660.93</b>	<b>456,421,688.46</b>	
<b>Capital Outlays</b>						
Other Structure	10604990	3,500,000.00			3,500,000.00	
Office Equipment	10605020	5,965,962.61	49,700.00	49,700.00	5,916,262.61	
IT Equipment	10605030	17,485,440.40	8,066,886.56	9,363,260.76	8,122,179.64	
Communication Equipment	10605070	1,072,271.00		530,000.00	542,271.00	
Firefighting Equipment & Accessories	10605090-01	1,500,000.00			1,500,000.00	
Military, Police & Security Equipment	10605100	1,772,400.00	512,599.00	512,599.00	1,259,801.00	
Medical, Dental & Laboratory Equipment	10605110	1,500,000.00			1,500,000.00	
Printing Equipment	10605120	500,000.00			500,000.00	
Sports Equipment	10605130	500,000.00			500,000.00	
Motor Vehicles	10606010	4,800,000.00		450,000.00	4,350,000.00	
Furniture & Fixture Equipment	10607010	2,461,724.48	64,888.00	185,848.00	2,275,876.48	
Library Books	10607020	1,300,000.00			1,300,000.00	
Other Property, etc.	10698990	208,826,683.40	4,218,011.00	5,724,052.13	203,102,631.27	
Computer Software	10801020	166,712.98			166,712.98	
<b>Total Capital Outlays</b>		<b>251,351,194.87</b>	<b>12,912,084.56</b>	<b>16,815,459.89</b>	<b>234,535,734.98</b>	
<b>Total Continuing Appropriations Regular</b>		<b>934,720,544.26</b>	<b>64,326,847.37</b>	<b>243,763,120.82</b>	<b>690,957,423.44</b>	
<b>TOTAL CONTINUING APPROPRIATIONS</b>		<b>934,720,544.26</b>	<b>64,326,847.37</b>	<b>243,763,120.82</b>	<b>690,957,423.44</b>	
<b>TOTAL PROPER AND SECRETARIAT</b>		<b>5,347,588,544.26</b>	<b>383,261,312.23</b>	<b>1,556,018,458.27</b>	<b>3,791,570,085.99</b>	
<b>PROGRAM B - LOCALLY FUNDED PROJECTS</b>						
<b>LOCALLY FUNDED PROJECTS</b>						

Allotment Class / Object of Expenditure  (1)	Code	Allotment Received  (2)	Obligations Incurred		Unobligated Balance of Allotment  (5) = (2) - (4)	REMARKS  (6)
			This Report  (3)	To Date  (4)		
<b>CURRENT OPERATING EXPENDITURES</b>						
Maintenance and Other Operating Expenses						
Research, Exploration & Dev Exp.	50207020	69,356,000.00			69,356,000.00	
<b>Total Maintenance and Other Operating Expenses</b>		<b>69,356,000.00</b>			<b>69,356,000.00</b>	
Capital Outlays						
SENATE RELOCATION	10601010	1,500,000,000.00	600,000,000.00	600,000,000.00	900,000,000.00	
<b>Total Capital Outlays</b>		<b>1,500,000,000.00</b>	<b>600,000,000.00</b>	<b>600,000,000.00</b>	<b>900,000,000.00</b>	
<b>Total Current Operating Expenditures</b>		<b>1,569,356,000.00</b>	<b>600,000,000.00</b>	<b>600,000,000.00</b>	<b>969,356,000.00</b>	
<b>TOTAL LOCALLY-FUNDED PROJECTS</b>		<b>1,569,356,000.00</b>	<b>600,000,000.00</b>	<b>600,000,000.00</b>	<b>969,356,000.00</b>	
<b>CONTINUING APPROPRIATIONS</b>						
<b>REGULAR</b>						
Maintenance and Other Operating Expenses						
Research, Exploration & Dev Exp.	50207020	69,356,000.00			69,356,000.00	
<b>Total Maintenance and Other Operating Expenses</b>		<b>69,356,000.00</b>			<b>69,356,000.00</b>	
<b>Total Continuing Appropriations Regular</b>		<b>69,356,000.00</b>			<b>69,356,000.00</b>	
<b>TOTAL CONTINUING APPROPRIATIONS</b>		<b>69,356,000.00</b>			<b>69,356,000.00</b>	
<b>TOTAL PROGRAM B</b>		<b>1,638,712,000.00</b>	<b>600,000,000.00</b>	<b>600,000,000.00</b>	<b>1,038,712,000.00</b>	
<b>GRAND TOTAL</b>		<b>6,986,300,544.26</b>	<b>983,261,312.23</b>	<b>2,156,018,458.27</b>	<b>4,830,282,085.99</b>	

Certified Correct:

Submitted By:

  
**RIOS A C. MANALANSAN**  
 Chief, Legislative Budget Service

  
**ATTY. MYRA MARIE D. VILLARICA**  
 Senate Secretary

**STATEMENT OF ALLOTMENT, OBLIGATIONS AND BALANCES**

As of June 30, 2018

(Summary by Source)

DEPARTMENT  
Agency: SENATE  
Fund: General

Allotment Class / Object of Expenditure  (1)	Code	Allotment Received  (2)	Obligations Incurred		Unobligated Balance of Allotment  (5) = (2) - (4)	REMARKS  (6)
			This Report  (3)	To Date  (4)		
<b>PROGRAM A1 &amp; A2</b>						
<b>SECRETARIAT AND LEGISLATIVE PROPER SERVICES</b>						
<b>CURRENT OPERATING EXPENDITURES</b>						
<b>Personal Services</b>						
Salaries - Itemized Position	50101010	1,052,636,796.46	72,394,747.13	431,458,231.08	621,178,565.38	
Salary Increase	50101010-03	122,000,000.00	9,543,372.80	56,243,158.37	65,756,841.63	
Salaries & Wages - Unfilled Position	50101010-A	146,663,000.00			146,663,000.00	
Casual Wages	50101020-01	43,500,000.00	3,168,278.69	20,179,261.62	23,320,738.38	
Contractual Wages	50101020-02	14,000,000.00	982,587.00	5,992,386.00	8,007,614.00	
Casual Increase	50101020-13	2,500,000.00	131,116.50	820,089.93	1,679,910.07	
Contractual Increase	50101020-23	2,000,000.00	115,098.00	711,937.00	1,288,063.00	
PERA	50102010	50,356,000.00	3,426,454.53	20,522,905.48	29,833,094.52	
Representation Allowance (RA)	50102020	12,564,000.00	957,870.97	5,722,870.97	6,841,129.03	
Transportation Allowance (TA)	50102030	12,318,000.00	833,870.97	4,989,870.97	7,328,129.03	
Clothing/Uniform Allowance	50102040	11,400,000.00	18,000.00	10,008,000.00	1,392,000.00	
Health Workers Benefits	50102060	500,000.00	16,950.00	83,200.00	416,800.00	
Honoraria	50102100	1,200,000.00	26,005.00	251,880.00	948,120.00	
Longevity Pay	50102120	64,500,000.00	3,004.40	30,889,099.65	33,610,900.35	
Overtime Services	50102130	29,000,000.00	2,299,210.75	12,973,285.27	16,026,714.73	
Year-End Bonus	50102140	76,000,000.00			76,000,000.00	
Year-End Bonus Increase	50102140-03	11,000,000.00			11,000,000.00	
Cash Gift	50102150	10,600,000.00			10,600,000.00	
Other Bonuses and Allowances	50102990	180,700,000.00	25,452,532.75	107,267,130.25	73,432,869.75	
Provident Fund Contributions (SEF)	50103050	22,000,000.00	1,439,385.74	8,639,228.12	13,360,771.88	
Retirement Benefits - Civilians	50104020	6,345,000.00			6,345,000.00	
Terminal Leave	50104030	18,500,000.00	179,835.47	7,259,284.62	11,240,715.38	
Other Personnel Benefits	50104990	658,030,913.80	82,560,333.55	280,265,246.46	377,765,667.34	
<b>Total Personal Services</b>		<b>2,548,313,710.26</b>	<b>203,548,654.25</b>	<b>1,004,277,065.79</b>	<b>1,544,036,644.47</b>	

Allotment Class / Object of Expenditure  (1)	Code	Allotment Received  (2)	Obligations Incurred		Unobligated Balance of Allotment  (5) = (2) - (4)	REMARKS  (6)
			This Report  (3)	To Date  (4)		
<b>Personal Services</b>						
GSIS Contribution	50103010	130,473,000.00	9,018,800.79	52,396,048.74	78,076,951.26	
GSIS Increase	50103010-03	24,000,000.00	1,060,738.08	7,944,539.46	16,055,460.54	
Pag-Ibig Contribution	50103020	2,972,000.00	170,300.00	1,024,900.00	1,947,100.00	
PhilHealth Contribution	50103030	11,200,000.00	710,231.08	4,307,932.86	6,892,067.14	
ECC Contribution	50103040	2,972,000.00	170,400.00	1,024,900.00	1,947,100.00	
<b>Total Personal Services</b>		<b>171,617,000.00</b>	<b>11,130,469.95</b>	<b>66,698,321.06</b>	<b>104,918,678.94</b>	
<b>Total Personal Services</b>		<b>2,719,930,710.26</b>	<b>214,679,124.20</b>	<b>1,070,975,386.85</b>	<b>1,648,955,323.41</b>	
<b>Maintenance and Other Operating Expenses</b>						
Travelling Expenses - Local	50201010	152,504,198.19	3,041,694.28	35,636,990.98	116,867,207.21	
Travelling Expenses - Foreign	50201020	30,499,301.33	677,033.09	4,390,932.57	26,108,368.76	
Training Expenses	50202010	7,849,224.72	188,396.50	1,323,581.22	6,525,643.50	
IT/Office Supplies Expenses	50203010	34,311,931.61	2,364,911.10	9,055,218.69	25,256,712.92	
Accountable Forms Expenses	50203020	1,265,800.00	1,050.00	9,300.00	1,256,500.00	
Medical,Dental & Lab. Supplies Expenses	50203080	1,396,000.00		127,214.00	1,268,786.00	
Fuel, Oil & Lubricants Expenses	50203090	4,105,000.00	131,458.55	1,107,001.85	2,997,998.15	
Military, Police & Traffic Supplies Exp.	50203120	1,000,000.00			1,000,000.00	
Semi-Expendable Office Equipment	50203210-02	1,000,000.00	-1,830.00	107,970.00	892,030.00	
Semi-Expendable ICT Equipment	50203210-03	1,013,800.00	26,630.00	228,945.94	784,854.06	
Semi-Expendable Communication Equipment	50203210-07	750,000.00	10,650.00	30,410.00	719,590.00	
Semi-Expendable Disaster Response & Resc	50203210-08	1,000,000.00			1,000,000.00	
Semi-Expendable Military,Police & Securi	50203210-09	1,000,000.00		80,920.00	919,080.00	
Semi-Expendable Medical Equipment	50203210-10	750,000.00		6,579.00	743,421.00	
Semi-Expendable Printing Equipment	50203210-11	750,000.00			750,000.00	
Semi-Expendable Sports Equipment	50203210-12	500,000.00			500,000.00	
Semi-Expendable Other Machinery & Equipm	50203210-99	1,501,000.00	119,469.19	394,494.67	1,106,505.33	
Semi-Expendable Furniture & Fixture	50203220-01	720,940.00		25,440.00	695,500.00	
Semi-Expendable Books	50203220-02	700,000.00		106,275.20	593,724.80	
Other Supplies Expenses	50203990	14,249,679.65	893,863.75	1,698,467.91	12,551,211.74	
Water Expenses	50204010	5,464,088.00		1,771,308.82	3,692,779.18	
Electricity Expenses	50204020	17,508,169.00		1,385,527.19	16,122,641.81	
Postage & Deliveries Expenses	50205010	752,325.98	32,309.48	173,460.26	578,865.72	
Telephone and Mobile Expense	50205020	31,120,350.80	873,085.73	6,990,685.31	24,129,665.49	
Internet Expenses	50205030	9,303,708.67	203,292.00	1,497,201.97	7,806,506.70	
Cable, Radio, Sattelite Expenses	50205040	1,500,000.00			1,500,000.00	
Extraordinary and Miscellaneous Expenses	50210030	295,184,489.08	16,542,819.41	127,857,177.11	167,327,311.97	
Legal Services	50211010	744,874.32	8,174.32	38,874.32	706,000.00	



Allotment Class / Object of Expenditure  (1)	Code	Allotment Received  (2)	Obligations Incurred		Unobligated Balance of Allotment  (5) = (2) - (4)	REMARKS  (6)
			This Report  (3)	To Date  (4)		
Auditing Expenses	50211020	3,300,000.00	15,406.31	583,899.82	2,716,100.18	
Consultancy Services	50211030	156,936,877.00	6,141,291.45	36,452,123.69	120,484,753.31	
Other Professional Services	50211990	15,066,219.28	1,226,860.00	6,849,242.26	8,216,977.02	
Environment/Sanitary Services	50212010	500,000.00			500,000.00	
Janitorial Services	50212020	25,000,000.00	2,642,602.08	5,255,703.23	19,744,296.77	
Security Services	50212030	5,250,000.00	347,764.48	1,738,822.40	3,511,177.60	
Other General Services	50212990	1,500,000.00			1,500,000.00	
Repair & Maint. - Office Bldgs.	50213040-01	700,000.00			700,000.00	
Repair & Maint. - Office Equip.	50213050-02	500,000.00			500,000.00	
Repair & Maint. - IT Equipment	50213050-03	500,000.00			500,000.00	
Repair & Maint. - Communication Eqpt.	50213050-07	500,000.00			500,000.00	
Repair & Maint.-Fire Equipment	50213050-09	500,000.00			500,000.00	
Repair & Maint. - Medical, Dental, etc.	50213050-11	500,000.00			500,000.00	
Repair & Maint. - Motor Vehicle	50213060-01	1,864,050.00	75,950.00	374,296.40	1,489,753.60	
Repair & Maint. - Furn. & Fixtures	50213070	1,500,000.00			1,500,000.00	
Rep&Maint-Semi Exp-Office Equip	50213210-02	200,000.00			200,000.00	
Rep&Maint-Semi Exp-IT Equip	50213210-03	200,000.00			200,000.00	
Rep&Maint-Semi Exp-Other Machinery Equip	50213210-99	500,000.00			500,000.00	
Rep&Maint-Semi Exp-Furniture&Fixturre	50213220-01	100,000.00			100,000.00	
Repair & Maint. - Other Property, etc.	50213990	2,500,000.00	160,374.00	324,974.00	2,175,026.00	
Taxes, Duties and Licenses	50215010	800,000.00	46,290.00	49,941.50	750,058.50	
Fidelity Bond Premium	50215020	1,170,875.00	61,336.64	218,109.14	952,765.86	
Insurance Premiums	50215030	2,790,000.00	17,470.78	876,985.92	1,913,014.08	
Advertisement Expenses	50299010	4,231,000.00	45,000.00	65,563.20	4,165,436.80	
Printing & Binding Expenses	50299020	3,697,000.00	-305,000.00	707,557.00	2,989,443.00	
Representation Expenses	50299030	92,469,234.11	5,795,807.86	34,316,845.67	58,152,388.44	
Transportation & Delivery Expenses	50299040	782,000.00			782,000.00	
Rent Expenses	50299050	215,103,456.57	1,033,907.42	46,618,562.88	168,484,893.69	
Membership Dues & Contribution to Orgns	50299060	1,947,000.00		958,966.23	988,033.77	
Subscription Expenses	50299070	11,901,647.56	289,319.70	2,854,132.53	9,047,515.03	
Other Maintenance and Other Operating Ex	50299990	426,933,048.87	30,375,378.48	195,415,022.92	231,518,025.95	
<b>Total Maintenance and Other Operating Expenses</b>		<b>1,597,887,289.74</b>	<b>73,082,766.60</b>	<b>527,704,725.80</b>	<b>1,070,182,563.94</b>	
<b>Capital Outlays</b>						
Other Structure	10604990	8,000,000.00			8,000,000.00	
Office Equipment	10605020	9,850,000.00		223,220.00	9,626,780.00	
IT Equipment	10605030	10,150,000.00	235,248.00	761,063.60	9,388,936.40	




Allotment Class / Object of Expenditure  (1)	Code	Allotment Received  (2)	Obligations Incurred		Unobligated Balance of Allotment  (5) = (2) - (4)	REMARKS  (6)
			This Report  (3)	To Date  (4)		
Communication Equipment	10605070	3,000,000.00			3,000,000.00	
Firefighting Equipment & Accessories	10605090-01	2,000,000.00			2,000,000.00	
Military, Police & Security Equipment	10605100	3,000,000.00			3,000,000.00	
Medical, Dental & Laboratory Equipment	10605110	1,000,000.00			1,000,000.00	
Printing Equipment	10605120	1,500,000.00			1,500,000.00	
Sports Equipment	10605130	1,000,000.00			1,000,000.00	
Motor Vehicles	10606010	3,000,000.00			3,000,000.00	
Furniture & Fixture Equipment	10607010	2,000,000.00			2,000,000.00	
Library Books	10607020	2,000,000.00			2,000,000.00	
Other Property, etc.	10698990	33,550,000.00		588,080.00	32,961,920.00	
Computer Software	10801020	15,000,000.00			15,000,000.00	
<b>Total Capital Outlays</b>		<b>95,050,000.00</b>	<b>235,248.00</b>	<b>1,572,363.60</b>	<b>93,477,636.40</b>	
<b>Total Current Operating Expenditures</b>		<b>4,412,868,000.00</b>	<b>287,997,138.80</b>	<b>1,600,252,476.25</b>	<b>2,812,615,523.75</b>	
<b>TOTAL CURRENT OPERATING EXPENDITURES</b>		<b>4,412,868,000.00</b>	<b>287,997,138.80</b>	<b>1,600,252,476.25</b>	<b>2,812,615,523.75</b>	
<b>CONTINUING APPROPRIATIONS</b>						
<b>REGULAR</b>						
<b>Maintenance and Other Operating Expenses</b>						
Travelling Expenses - Local	50201010	101,835,408.83	10,111,967.18	51,258,821.68	50,576,587.15	
Travelling Expenses - Foreign	50201020	40,328,247.09	3,057,876.74	17,245,336.68	23,082,910.41	
Training Expenses	50202010	633,000.00	8,000.00	8,000.00	625,000.00	
Scholarship Expenses	50202020	50,000.00			50,000.00	
IT/Office Supplies Expenses	50203010	7,765,448.37	210,070.85	703,867.04	7,061,581.33	
Accountable Forms Expenses	50203020	10,000.00			10,000.00	
Semi-Expendable Machinery	50203210-01	6,416.00		6,416.00		
Semi-Expendable Office Equipment	50203210-02	283,186.00	22,850.00	22,850.00	260,336.00	
Semi-Expendable ICT Equipment	50203210-03	232,432.00	22,979.20	47,664.00	184,768.00	
Semi-Expendable Communication Equipment	50203210-07	187,962.00			187,962.00	
Semi-Expendable Other Machinery & Equipm	50203210-99	123,936.32	3,897.92	3,897.92	120,038.40	
Semi-Expendable Books	50203220-02	20,000.00			20,000.00	
Other Supplies Expenses	50203990	3,104,473.99	-157,877.20	46,845.32	3,057,628.67	
Water Expenses	50204010	6,087,531.61	9,082.70	1,010,612.46	5,076,919.15	
Electricity Expenses	50204020	25,166,163.00	1,658,618.25	16,417,234.10	8,748,928.90	
Postage & Deliveries Expenses	50205010	300,530.00	500.00	2,500.00	298,030.00	
Telephone and Mobile Expense	50205020	7,083,030.32	144,337.41	907,557.94	6,175,472.38	
Internet Expenses	50205030	3,278,945.48	98,662.56	791,149.51	2,487,795.97	



Allotment Class / Object of Expenditure  (1)	Code	Allotment Received  (2)	Obligations Incurred		Unobligated Balance of Allotment  (5) = (2) - (4)	REMARKS  (6)
			This Report  (3)	To Date  (4)		
Extraordinary and Miscellaneous Expenses	50210030	29,737,492.03	2,204,722.13	10,631,993.55	19,105,498.48	
Legal Services	50211010	128,600.00	7,600.00	12,600.00	116,000.00	
Consultancy Services	50211030	157,041,079.63	7,376,028.25	45,655,552.62	111,385,527.01	
Other Professional Services	50211990	26,854,533.06	624,650.00	9,990,866.93	16,863,666.13	
Janitorial Services	50212020	15,000,000.00	350,762.06	5,645,970.54	9,354,029.46	
Repair & Maint. - IT Equipment	50213050-03	50,000.00			50,000.00	
Repair & Maint. - Motor Vehicle	50213060-01	691,911.00	32,238.93	252,238.93	439,672.07	
Repair & Maint. - Other Property, etc.	50213990	220,000.00			220,000.00	
Fidelity Bond Premium	50215020	72,500.00		22,500.00	50,000.00	
Printing & Binding Expenses	50299020	102,000.00	500.00	2,500.00	99,500.00	
Representation Expenses	50299030	39,061,617.93	4,060,307.89	12,610,446.57	26,451,171.36	
Rent Expenses	50299050	56,174,325.88	2,470,857.83	47,133,551.05	9,040,774.83	
Subscription Expenses	50299070	7,969,190.59	17,808.00	345,808.00	7,623,382.59	
Other Maintenance and Other Operating Ex	50299990	150,756,204.26	11,171,114.79	49,678,435.58	101,077,768.68	
<b>Total Maintenance and Other Operating Expenses</b>		<b>680,356,165.39</b>	<b>43,507,555.49</b>	<b>270,455,216.42</b>	<b>409,900,948.97</b>	
<b>Capital Outlays</b>						
Other Structure	10604990	3,500,000.00			3,500,000.00	
Office Equipment	10605020	6,930,962.61		49,700.00	6,881,262.61	
IT Equipment	10605030	19,194,624.40	627,323.20	9,990,583.96	9,204,040.44	
Communication Equipment	10605070	1,072,271.00		530,000.00	542,271.00	
Firefighting Equipment & Accessories	10605090-01	1,500,000.00			1,500,000.00	
Military, Police & Security Equipment	10605100	1,772,400.00		512,599.00	1,259,801.00	
Medical, Dental & Laboratory Equipment	10605110	1,500,000.00			1,500,000.00	
Printing Equipment	10605120	500,000.00			500,000.00	
Sports Equipment	10605130	500,000.00			500,000.00	
Motor Vehicles	10606010	4,800,000.00		450,000.00	4,350,000.00	
Furniture & Fixture Equipment	10607010	2,461,724.48		185,848.00	2,275,876.48	
Library Books	10607020	1,300,000.00			1,300,000.00	
Other Property, etc.	10698990	209,165,683.40	150,523.00	5,874,575.13	203,291,108.27	
Computer Software	10801020	166,712.98			166,712.98	
<b>Total Capital Outlays</b>		<b>254,364,378.87</b>	<b>777,846.20</b>	<b>17,593,306.09</b>	<b>236,771,072.78</b>	
<b>Total Continuing Appropriations Regular</b>		<b>934,720,544.26</b>	<b>44,285,401.69</b>	<b>288,048,522.51</b>	<b>646,672,021.75</b>	
<b>TOTAL CONTINUING APPROPRIATIONS</b>		<b>934,720,544.26</b>	<b>44,285,401.69</b>	<b>288,048,522.51</b>	<b>646,672,021.75</b>	
<b>TOTAL PROPER AND SECRETARIAT</b>		<b>5,347,588,544.26</b>	<b>332,282,540.49</b>	<b>1,888,300,998.76</b>	<b>3,459,287,545.50</b>	

Allotment Class / Object of Expenditure (1)	Code	Allotment Received (2)	Obligations Incurred		Unobligated Balance of Allotment (5) = (2) - (4)	REMARKS (6)
			This Report (3)	To Date (4)		
<b>PROGRAM B - LOCALLY FUNDED PROJECTS</b>						
<b>LOCALLY FUNDED PROJECTS</b>						
<b>CURRENT OPERATING EXPENDITURES</b>						
Maintenance and Other Operating Expenses						
Research, Exploration & Dev Exp.	50207020	69,356,000.00			69,356,000.00	
<b>Total Maintenance and Other Operating Expenses</b>		<b>69,356,000.00</b>			<b>69,356,000.00</b>	
Capital Outlays						
SENATE RELOCATION	10601010	1,500,000,000.00		600,000,000.00	900,000,000.00	
<b>Total Capital Outlays</b>		<b>1,500,000,000.00</b>		<b>600,000,000.00</b>	<b>900,000,000.00</b>	
<b>Total Current Operating Expenditures</b>		<b>1,569,356,000.00</b>		<b>600,000,000.00</b>	<b>969,356,000.00</b>	
<b>TOTAL LOCALLY-FUNDED PROJECTS</b>		<b>1,569,356,000.00</b>		<b>600,000,000.00</b>	<b>969,356,000.00</b>	
<b>CONTINUING APPROPRIATIONS</b>						
<b>REGULAR</b>						
Maintenance and Other Operating Expenses						
Research, Exploration & Dev Exp.	50207020	69,356,000.00			69,356,000.00	
<b>Total Maintenance and Other Operating Expenses</b>		<b>69,356,000.00</b>			<b>69,356,000.00</b>	
<b>Total Continuing Appropriations Regular</b>		<b>69,356,000.00</b>			<b>69,356,000.00</b>	
<b>TOTAL CONTINUING APPROPRIATIONS</b>		<b>69,356,000.00</b>			<b>69,356,000.00</b>	
<b>TOTAL PROGRAM B</b>		<b>1,638,712,000.00</b>		<b>600,000,000.00</b>	<b>1,038,712,000.00</b>	
<b>GRAND TOTAL</b>		<b>6,986,300,544.26</b>	<b>332,282,540.49</b>	<b>2,488,300,998.76</b>	<b>4,497,999,545.50</b>	

Certified Correct:

Submitted By:

  
**RIOSIA C. MANALANSAN**  
 Chief, Legislative Budget Service  
 

  
**ATTY. MYRA MARIE D. VILLARICA**  
 Senate Secretary  


**STATEMENT OF ALLOTMENT, OBLIGATIONS AND BALANCES**  
As of July 31, 2018  
(Summary by Source)

**DEPARTMENT**  
**Agency: SENATE**  
**Fund: General**

Allotment Class / Object of Expenditure  (1)	Code	Allotment Received  (2)	Obligations Incurred		Unobligated Balance of Allotment  (5) = (2) - (4)	REMARKS  (6)
			This Report  (3)	To Date  (4)		
<b>PROGRAM A1 &amp; A2</b>						
<b>SECRETARIAT AND LEGISLATIVE PROPER SERVICES</b>						
<b>CURRENT OPERATING EXPENDITURES</b>						
<b>Personal Services</b>						
Salaries - Itemized Position	50101010	1,048,332,848.31	72,067,005.27	503,525,236.35	544,807,611.96	
Salary Increase	50101010-03	122,000,000.00	9,519,868.82	65,763,027.19	56,236,972.81	
Salaries & Wages - Unfilled Position	50101010-A	146,663,000.00			146,663,000.00	
Casual Wages	50101020-01	43,500,000.00	3,195,193.66	23,374,455.28	20,125,544.72	
Contractual Wages	50101020-02	14,000,000.00	982,587.00	6,974,973.00	7,025,027.00	
Casual Increase	50101020-13	2,500,000.00	134,051.00	954,140.93	1,545,859.07	
Contractual Increase	50101020-23	2,000,000.00	115,098.00	827,035.00	1,172,965.00	
PERA	50102010	50,246,000.00	3,414,904.35	23,937,809.83	26,308,190.17	
Representation Allowance (RA)	50102020	12,564,000.00	977,500.00	6,700,370.97	5,863,629.03	
Transportation Allowance (TA)	50102030	12,318,000.00	853,500.00	5,843,370.97	6,474,629.03	
Clothing/Uniform Allowance	50102040	11,400,000.00	12,000.00	10,020,000.00	1,380,000.00	
Health Workers Benefits	50102060	500,000.00		83,200.00	416,800.00	
Honoraria	50102100	1,200,000.00	17,000.00	268,880.00	931,120.00	
Longevity Pay	50102120	64,500,000.00	69,178.35	30,958,278.00	33,541,722.00	
Overtime Services	50102130	29,000,000.00	1,880,509.22	14,853,794.49	14,146,205.51	
Year-End Bonus	50102140	76,000,000.00			76,000,000.00	
Year-End Bonus Increase	50102140-03	11,000,000.00			11,000,000.00	
Cash Gift	50102150	10,600,000.00			10,600,000.00	
Other Bonuses and Allowances	50102990	180,700,000.00	381,746.00	107,648,876.25	73,051,123.75	
Provident Fund Contributions (SEF)	50103050	22,000,000.00	1,453,288.00	10,092,516.12	11,907,483.88	
Retirement Benefits - Civilians	50104020	6,345,000.00			6,345,000.00	
Terminal Leave	50104030	18,500,000.00	1,084,782.59	8,344,067.21	10,155,932.79	
Other Personnel Benefits	50104990	658,003,913.80	83,625,668.35	363,890,914.81	294,112,998.99	
<b>Total Personal Services</b>		<b>2,543,872,762.11</b>	<b>179,783,880.61</b>	<b>1,184,060,946.40</b>	<b>1,359,811,815.71</b>	

Allotment Class / Object of Expenditure  (1)	Code	Allotment Received  (2)	Obligations Incurred		Unobligated Balance of Allotment  (5) = (2) - (4)	REMARKS  (6)
			This Report  (3)	To Date  (4)		
<b>Personal Services</b>						
GSIS Contribution	50103010	130,473,000.00	8,981,856.42	61,377,905.16	69,095,094.84	
GSIS Increase	50103010-03	24,000,000.00	1,082,527.32	9,027,066.78	14,972,933.22	
Pag-Ibig Contribution	50103020	2,972,000.00	168,100.00	1,193,000.00	1,779,000.00	
PhilHealth Contribution	50103030	11,200,000.00	743,618.03	5,051,550.89	6,148,449.11	
ECC Contribution	50103040	2,972,000.00	168,600.00	1,193,500.00	1,778,500.00	
<b>Total Personal Services</b>		<b>171,617,000.00</b>	<b>11,144,701.77</b>	<b>77,843,022.83</b>	<b>93,773,977.17</b>	
<b>Total Personal Services</b>		<b>2,715,489,762.11</b>	<b>190,928,582.38</b>	<b>1,261,903,969.23</b>	<b>1,453,585,792.88</b>	
<b>Maintenance and Other Operating Expenses</b>						
Travelling Expenses - Local	50201010	149,342,654.64	2,746,276.40	38,383,267.38	110,959,387.26	
Travelling Expenses - Foreign	50201020	30,646,715.33	649,926.25	5,040,858.82	25,605,856.51	
Training Expenses	50202010	7,821,074.55	428,017.37	1,751,598.59	6,069,475.96	
IT/Office Supplies Expenses	50203010	33,954,339.96	1,194,413.84	10,249,632.53	23,704,707.43	
Accountable Forms Expenses	50203020	1,266,500.00	700.00	10,000.00	1,256,500.00	
Medical,Dental & Lab. Supplies Expenses	50203080	1,396,000.00	43,386.75	170,600.75	1,225,399.25	
Fuel, Oil & Lubricants Expenses	50203090	4,105,000.00	265,371.08	1,372,372.93	2,732,627.07	
Military, Police & Traffic Supplies Exp.	50203120	1,000,000.00			1,000,000.00	
Semi-Expendable Office Equipment	50203210-02	1,000,000.00	51,300.00	159,270.00	840,730.00	
Semi-Expendable ICT Equipment	50203210-03	1,013,800.00	14,520.00	243,465.94	770,334.06	
Semi-Expendable Communication Equipment	50203210-07	750,000.00	30,500.00	60,910.00	689,090.00	
Semi-Expendable Disaster Response & Resc	50203210-08	1,000,000.00			1,000,000.00	
Semi-Expendable Military,Police & Securi	50203210-09	1,000,000.00		80,920.00	919,080.00	
Semi-Expendable Medical Equipment	50203210-10	750,000.00	1,500.00	8,079.00	741,921.00	
Semi-Expendable Printing Equipment	50203210-11	750,000.00			750,000.00	
Semi-Expendable Sports Equipment	50203210-12	500,000.00			500,000.00	
Semi-Expendable Other Machinery & Equipm	50203210-99	1,501,000.00	16,130.00	410,624.67	1,090,375.33	
Semi-Expendable Furniture & Fixture	50203220-01	720,940.00		25,440.00	695,500.00	
Semi-Expendable Books	50203220-02	700,000.00	43,997.00	150,272.20	549,727.80	
Other Supplies Expenses	50203990	13,580,924.30	1,560,900.11	3,259,368.02	10,321,556.28	
Water Expenses	50204010	5,407,120.00	5,421.60	1,776,730.42	3,630,389.58	
Electricity Expenses	50204020	17,133,060.00	1,975,520.65	3,361,047.84	13,772,012.16	
Postage & Deliveries Expenses	50205010	766,915.72	1,589.74	175,050.00	591,865.72	
Telephone and Mobile Expense	50205020	30,566,056.77	1,237,606.75	8,228,292.06	22,337,764.71	
Internet Expenses	50205030	9,314,572.75	526,912.79	2,024,114.76	7,290,457.99	
Cable, Radio, Sattelite Expenses	50205040	1,500,000.00			1,500,000.00	
Extraordinary and Miscellaneous Expenses	50210030	297,947,233.91	21,941,380.43	149,798,557.54	148,148,676.37	
Legal Services	50211010	760,574.32	100.00	38,974.32	721,600.00	

Allotment Class / Object of Expenditure (1)	Code	Allotment Received (2)	Obligations Incurred		Unobligated Balance of Allotment (5) = (2) - (4)	REMARKS (6)
			This Report (3)	To Date (4)		
Auditing Expenses	50211020	3,300,000.00	265,258.29	849,158.11	2,450,841.89	
Consultancy Services	50211030	157,694,796.00	4,204,652.74	40,656,776.43	117,038,019.57	
Other Professional Services	50211990	17,410,589.16	367,110.00	7,216,352.26	10,194,236.90	
Environment/Sanitary Services	50212010	500,000.00	82,390.00	82,390.00	417,610.00	
Janitorial Services	50212020	25,000,000.00		5,255,703.23	19,744,296.77	
Security Services	50212030	5,250,000.00	347,764.48	2,086,586.88	3,163,413.12	
Other General Services	50212990	1,500,000.00			1,500,000.00	
Repair & Maint. - Office Bldgs.	50213040-01	700,000.00			700,000.00	
Repair & Maint. - Office Equip.	50213050-02	500,000.00	9,200.00	9,200.00	490,800.00	
Repair & Maint. - IT Equipment	50213050-03	500,000.00	80,000.00	80,000.00	420,000.00	
Repair & Maint. - Communication Eqpt.	50213050-07	500,000.00			500,000.00	
Repair & Maint.-Fire Equipment	50213050-09	500,000.00	15,000.00	15,000.00	485,000.00	
Repair & Maint. - Medical, Dental, etc.	50213050-11	500,000.00			500,000.00	
Repair & Maint. - Motor Vehicle	50213060-01	1,874,050.00	136,400.46	510,696.86	1,363,353.14	
Repair & Maint. - Furn. & Fixtures	50213070	1,500,000.00	100,000.00	100,000.00	1,400,000.00	
Rep&Maint-Semi Exp-Office Equip	50213210-02	200,000.00			200,000.00	
Rep&Maint-Semi Exp-IT Equip	50213210-03	200,000.00			200,000.00	
Rep&Maint-Semi Exp-Other Machinery Equip	50213210-99	500,000.00			500,000.00	
Rep&Maint-Semi Exp-Furniture&Fixturre	50213220-01	100,000.00			100,000.00	
Repair & Maint. - Other Property, etc.	50213990	2,500,000.00	146,696.00	471,670.00	2,028,330.00	
Taxes, Duties and Licenses	50215010	800,000.00		49,941.50	750,058.50	
Fidelity Bond Premium	50215020	1,171,812.50	2,062.50	220,171.64	951,640.86	
Insurance Premiums	50215030	2,790,000.00	19,947.25	896,933.17	1,893,066.83	
Advertisement Expenses	50299010	4,246,000.00		65,563.20	4,180,436.80	
Printing & Binding Expenses	50299020	3,839,500.00	79,000.00	786,557.00	3,052,943.00	
Representation Expenses	50299030	93,170,117.05	5,934,581.84	40,251,427.51	52,918,689.54	
Transportation & Delivery Expenses	50299040	782,000.00			782,000.00	
Rent Expenses	50299050	211,406,233.71	39,143,189.71	85,761,752.59	125,644,481.12	
Membership Dues & Contribution to Orgns	50299060	1,947,000.00		958,966.23	988,033.77	
Subscription Expenses	50299070	11,098,791.94	39,882.71	2,894,015.24	8,204,776.70	
Other Maintenance and Other Operating Ex	50299990	434,152,865.28	31,748,951.02	227,163,973.94	206,988,891.34	
<b>Total Maintenance and Other Operating Expenses</b>		<b>1,602,328,237.89</b>	<b>115,457,557.76</b>	<b>643,162,283.56</b>	<b>959,165,954.33</b>	
<b>Capital Outlays</b>						
Other Structure	10604990	8,000,000.00			8,000,000.00	
Office Equipment	10605020	9,850,000.00		223,220.00	9,626,780.00	
IT Equipment	10605030	10,150,000.00		761,063.60	9,388,936.40	

Allotment Class / Object of Expenditure (1)	Code	Allotment Received (2)	Obligations Incurred		Unobligated Balance of Allotment (5) = (2) - (4)	REMARKS (6)
			This Report (3)	To Date (4)		
Communication Equipment	10605070	3,000,000.00			3,000,000.00	
Firefighting Equipment & Accessories	10605090-01	2,000,000.00			2,000,000.00	
Military, Police & Security Equipment	10605100	3,000,000.00			3,000,000.00	
Medical, Dental & Laboratory Equipment	10605110	1,000,000.00			1,000,000.00	
Printing Equipment	10605120	1,500,000.00			1,500,000.00	
Sports Equipment	10605130	1,000,000.00			1,000,000.00	
Motor Vehicles	10606010	3,000,000.00			3,000,000.00	
Furniture & Fixture Equipment	10607010	2,000,000.00			2,000,000.00	
Library Books	10607020	2,000,000.00			2,000,000.00	
Other Property, etc.	10698990	33,550,000.00	48,369.00	636,449.00	32,913,551.00	
Computer Software	10801020	15,000,000.00			15,000,000.00	
<b>Total Capital Outlays</b>		<b>95,050,000.00</b>	<b>48,369.00</b>	<b>1,620,732.60</b>	<b>93,429,267.40</b>	
<b>Total Current Operating Expenditures</b>		<b>4,412,868,000.00</b>	<b>306,434,509.14</b>	<b>1,906,686,985.39</b>	<b>2,506,181,014.61</b>	
<b>TOTAL CURRENT OPERATING EXPENDITURES</b>		<b>4,412,868,000.00</b>	<b>306,434,509.14</b>	<b>1,906,686,985.39</b>	<b>2,506,181,014.61</b>	
<b>CONTINUING APPROPRIATIONS</b>						
<b>REGULAR</b>						
<b>Maintenance and Other Operating Expenses</b>						
Travelling Expenses - Local	50201010	101,835,408.83	10,602,845.13	61,861,666.81	39,973,742.02	
Travelling Expenses - Foreign	50201020	40,328,247.09	1,488,143.28	18,733,479.96	21,594,767.13	
Training Expenses	50202010	633,000.00		8,000.00	625,000.00	
Scholarship Expenses	50202020	50,000.00			50,000.00	
IT/Office Supplies Expenses	50203010	7,765,448.37	-279,307.00	424,560.04	7,340,888.33	
Accountable Forms Expenses	50203020	10,000.00			10,000.00	
Semi-Expendable Machinery	50203210-01	6,416.00		6,416.00		
Semi-Expendable Office Equipment	50203210-02	283,186.00	47,920.00	70,770.00	212,416.00	
Semi-Expendable ICT Equipment	50203210-03	232,432.00	11,065.60	58,729.60	173,702.40	
Semi-Expendable Communication Equipment	50203210-07	187,962.00			187,962.00	
Semi-Expendable Other Machinery & Equipm	50203210-99	123,936.32		3,897.92	120,038.40	
Semi-Expendable Books	50203220-02	20,000.00			20,000.00	
Other Supplies Expenses	50203990	3,104,473.99	1,500.00	48,345.32	3,056,128.67	
Water Expenses	50204010	6,087,531.61	486,400.40	1,497,012.86	4,590,518.75	
Electricity Expenses	50204020	25,166,163.00		16,417,234.10	8,748,928.90	
Postage & Deliveries Expenses	50205010	300,530.00	707.58	3,207.58	297,322.42	
Telephone and Mobile Expense	50205020	7,083,030.32	259,401.01	1,166,958.95	5,916,071.37	
Internet Expenses	50205030	3,278,945.48	148,174.29	939,323.80	2,339,621.68	





Allotment Class / Object of Expenditure  (1)	Code	Allotment Received  (2)	Obligations Incurred		Unobligated Balance of Allotment  (5) = (2) - (4)	REMARKS  (6)
			This Report  (3)	To Date  (4)		
Extraordinary and Miscellaneous Expenses	50210030	29,737,492.03	2,379,000.00	13,010,993.55	16,726,498.48	
Legal Services	50211010	128,600.00	1,000.00	13,600.00	115,000.00	
Consultancy Services	50211030	157,041,079.63	9,143,535.08	54,799,087.70	102,241,991.93	
Other Professional Services	50211990	26,854,533.06	1,626,403.84	11,617,270.77	15,237,262.29	
Janitorial Services	50212020	15,000,000.00	5,322,431.20	10,968,401.74	4,031,598.26	
Repair & Maint. - IT Equipment	50213050-03	50,000.00			50,000.00	
Repair & Maint. - Motor Vehicle	50213060-01	691,911.00	80,103.07	332,342.00	359,569.00	
Repair & Maint. - Other Property, etc.	50213990	220,000.00			220,000.00	
Fidelity Bond Premium	50215020	72,500.00		22,500.00	50,000.00	
Printing & Binding Expenses	50299020	102,000.00	2,500.00	5,000.00	97,000.00	
Representation Expenses	50299030	39,061,617.93	3,727,656.23	16,338,102.80	22,723,515.13	
Rent Expenses	50299050	56,174,325.88	1,183,376.11	48,316,927.16	7,857,398.72	
Subscription Expenses	50299070	7,969,190.59	1,436,584.13	1,782,392.13	6,186,798.46	
Other Maintenance and Other Operating Ex	50299990	150,756,204.26	9,563,055.71	59,241,491.29	91,514,712.97	
<b>Total Maintenance and Other Operating Expenses</b>		<b>680,356,165.39</b>	<b>47,232,495.66</b>	<b>317,687,712.08</b>	<b>362,668,453.31</b>	
<b>Capital Outlays</b>						
Other Structure	10604990	3,500,000.00			3,500,000.00	
Office Equipment	10605020	6,930,962.61	69,500.00	119,200.00	6,811,762.61	
IT Equipment	10605030	19,194,624.40	421,206.00	10,411,789.96	8,782,834.44	
Communication Equipment	10605070	1,072,271.00		530,000.00	542,271.00	
Firefighting Equipment & Accessories	10605090-01	1,500,000.00			1,500,000.00	
Military, Police & Security Equipment	10605100	1,772,400.00	342,500.00	855,099.00	917,301.00	
Medical, Dental & Laboratory Equipment	10605110	1,500,000.00			1,500,000.00	
Printing Equipment	10605120	500,000.00			500,000.00	
Sports Equipment	10605130	500,000.00			500,000.00	
Motor Vehicles	10606010	4,800,000.00	110,000.00	560,000.00	4,240,000.00	
Furniture & Fixture Equipment	10607010	2,461,724.48		185,848.00	2,275,876.48	
Library Books	10607020	1,300,000.00			1,300,000.00	
Other Property, etc.	10698990	209,165,683.40	100,588.48	5,975,163.61	203,190,519.79	
Computer Software	10801020	166,712.98			166,712.98	
<b>Total Capital Outlays</b>		<b>254,364,378.87</b>	<b>1,043,794.48</b>	<b>18,637,100.57</b>	<b>235,727,278.30</b>	
<b>Total Continuing Appropriations Regular</b>		<b>934,720,544.26</b>	<b>48,276,290.14</b>	<b>336,324,812.65</b>	<b>598,395,731.61</b>	
<b>TOTAL CONTINUING APPROPRIATIONS</b>		<b>934,720,544.26</b>	<b>48,276,290.14</b>	<b>336,324,812.65</b>	<b>598,395,731.61</b>	
<b>TOTAL PROPER AND SECRETARIAT</b>		<b>5,347,588,544.26</b>	<b>354,710,799.28</b>	<b>2,243,011,798.04</b>	<b>3,104,576,746.22</b>	

Allotment Class / Object of Expenditure (1)	Code	Allotment Received (2)	Obligations Incurred		Unobligated Balance of Allotment (5) = (2) - (4)	REMARKS (6)
			This Report (3)	To Date (4)		
<b>PROGRAM B - LOCALLY FUNDED PROJECTS</b>						
<b>LOCALLY FUNDED PROJECTS</b>						
<b>CURRENT OPERATING EXPENDITURES</b>						
Maintenance and Other Operating Expenses						
Research, Exploration & Dev Exp.	50207020	69,356,000.00			69,356,000.00	
<b>Total Maintenance and Other Operating Expenses</b>		<b>69,356,000.00</b>			<b>69,356,000.00</b>	
Capital Outlays						
SENATE RELOCATION	10601010	1,500,000,000.00		600,000,000.00	900,000,000.00	
<b>Total Capital Outlays</b>		<b>1,500,000,000.00</b>		<b>600,000,000.00</b>	<b>900,000,000.00</b>	
<b>Total Current Operating Expenditures</b>		<b>1,569,356,000.00</b>		<b>600,000,000.00</b>	<b>969,356,000.00</b>	
<b>TOTAL LOCALLY-FUNDED PROJECTS</b>		<b>1,569,356,000.00</b>		<b>600,000,000.00</b>	<b>969,356,000.00</b>	
<b>CONTINUING APPROPRIATIONS</b>						
<b>REGULAR</b>						
Maintenance and Other Operating Expenses						
Research, Exploration & Dev Exp.	50207020	69,356,000.00			69,356,000.00	
<b>Total Maintenance and Other Operating Expenses</b>		<b>69,356,000.00</b>			<b>69,356,000.00</b>	
<b>Total Continuing Appropriations Regular</b>		<b>69,356,000.00</b>			<b>69,356,000.00</b>	
<b>TOTAL CONTINUING APPROPRIATIONS</b>		<b>69,356,000.00</b>			<b>69,356,000.00</b>	
<b>TOTAL PROGRAM B</b>		<b>1,638,712,000.00</b>		<b>600,000,000.00</b>	<b>1,038,712,000.00</b>	
<b>GRAND TOTAL</b>		<b>6,986,300,544.26</b>	<b>354,710,799.28</b>	<b>2,843,011,798.04</b>	<b>4,143,288,746.22</b>	

Certified Correct:

Submitted By:

  
**RIOSA C. MANALANSAN**  
 Chief, Legislative Budget Service  


  
**ATTY. MYRA MARIE D. VILLARICA**  
 Senate Secretary  


**STATEMENT OF ALLOTMENT, OBLIGATIONS AND BALANCES**

As of August 31, 2018

(Summary by Source)

DEPARTMENT  
Agency: SENATE  
Fund: General

Allotment Class / Object of Expenditure  (1)	Code	Allotment Received  (2)	Obligations Incurred		Unobligated Balance of Allotment  (5) = (2) - (4)	REMARKS  (6)
			This Report  (3)	To Date  (4)		
<b>PROGRAM A1 &amp; A2</b>						
<b>SECRETARIAT AND LEGISLATIVE PROPER SERVICES</b>						
<b>CURRENT OPERATING EXPENDITURES</b>						
<b>Personal Services</b>						
Salaries - Itemized Position	50101010	1,042,488,900.16	71,764,594.91	575,289,831.26	467,199,068.90	
Salary Increase	50101010-03	122,000,000.00	9,433,193.82	75,196,221.01	46,803,778.99	
Salaries & Wages - Unfilled Position	50101010-A	146,663,000.00			146,663,000.00	
Casual Wages	50101020-01	43,500,000.00	3,133,112.62	26,507,567.90	16,992,432.10	
Contractual Wages	50101020-02	14,000,000.00	982,587.00	7,957,560.00	6,042,440.00	
Casual Increase	50101020-13	2,500,000.00	131,256.00	1,085,396.93	1,414,603.07	
Contractual Increase	50101020-23	2,000,000.00	115,098.00	942,133.00	1,057,867.00	
PERA	50102010	49,976,000.00	3,400,894.31	27,338,704.14	22,637,295.86	
Representation Allowance (RA)	50102020	12,564,000.00	961,500.00	7,661,870.97	4,902,129.03	
Transportation Allowance (TA)	50102030	12,318,000.00	837,500.00	6,680,870.97	5,637,129.03	
Clothing/Uniform Allowance	50102040	11,400,000.00	6,000.00	10,026,000.00	1,374,000.00	
Health Workers Benefits	50102060	500,000.00	31,850.00	115,050.00	384,950.00	
Honoraria	50102100	1,200,000.00	81,250.00	350,130.00	849,870.00	
Longevity Pay	50102120	64,500,000.00	34,244.00	30,992,522.00	33,507,478.00	
Overtime Services	50102130	29,000,000.00	3,500,957.04	18,354,751.53	10,645,248.47	
Year-End Bonus	50102140	76,000,000.00			76,000,000.00	
Year-End Bonus Increase	50102140-03	11,000,000.00			11,000,000.00	
Cash Gift	50102150	10,600,000.00			10,600,000.00	
Other Bonuses and Allowances	50102990	180,700,000.00	107,197.38	107,756,073.63	72,943,926.37	
Provident Fund Contributions (SEF)	50103050	22,000,000.00	1,460,906.24	11,553,422.36	10,446,577.64	
Retirement Benefits - Civilians	50104020	6,345,000.00			6,345,000.00	
Terminal Leave	50104030	18,500,000.00	1,461,121.16	9,805,188.37	8,694,811.63	
Other Personnel Benefits	50104990	657,976,913.80	21,557,495.82	385,448,410.63	272,528,503.17	
<b>Total Personal Services</b>		<b>2,537,731,813.96</b>	<b>119,000,758.30</b>	<b>1,303,061,704.70</b>	<b>1,234,670,109.26</b>	

Allotment Class / Object of Expenditure  (1)	Code	Allotment Received  (2)	Obligations Incurred		Unobligated Balance of Allotment  (5) = (2) - (4)	REMARKS  (6)
			This Report  (3)	To Date  (4)		
<b>Personal Services</b>						
GSIS Contribution	50103010	130,473,000.00	9,108,848.36	70,486,753.52	59,986,246.48	
GSIS Increase	50103010-03	24,000,000.00	1,073,151.00	10,100,217.78	13,899,782.22	
Pag-Ibig Contribution	50103020	2,972,000.00	171,300.00	1,364,300.00	1,607,700.00	
PhilHealth Contribution	50103030	11,200,000.00	711,056.72	5,762,607.61	5,437,392.39	
ECC Contribution	50103040	2,972,000.00	170,300.00	1,363,800.00	1,608,200.00	
<b>Total Personal Services</b>		<b>171,617,000.00</b>	<b>11,234,656.08</b>	<b>89,077,678.91</b>	<b>82,539,321.09</b>	
<b>Total Personal Services</b>		<b>2,709,348,813.96</b>	<b>130,235,414.38</b>	<b>1,392,139,383.61</b>	<b>1,317,209,430.35</b>	
<b>Maintenance and Other Operating Expenses</b>						
Travelling Expenses - Local	50201010	146,800,713.45	4,007,240.57	42,390,507.95	104,410,205.50	
Travelling Expenses - Foreign	50201020	30,646,715.33	493,449.50	5,534,308.32	25,112,407.01	
Training Expenses	50202010	7,848,247.48	121,822.93	1,873,421.52	5,974,825.96	
IT/Office Supplies Expenses	50203010	33,891,797.16	1,083,825.75	11,333,458.28	22,558,338.88	
Accountable Forms Expenses	50203020	1,266,500.00		10,000.00	1,256,500.00	
Medical,Dental & Lab. Supplies Expenses	50203080	1,396,000.00		170,600.75	1,225,399.25	
Fuel, Oil & Lubricants Expenses	50203090	4,105,000.00	260,542.13	1,632,915.06	2,472,084.94	
Military, Police & Traffic Supplies Exp.	50203120	1,000,000.00			1,000,000.00	
Semi-Expendable Office Equipment	50203210-02	1,000,000.00		159,270.00	840,730.00	
Semi-Expendable ICT Equipment	50203210-03	1,013,800.00	33,735.52	277,201.46	736,598.54	
Semi-Expendable Communication Equipment	50203210-07	750,000.00		60,910.00	689,090.00	
Semi-Expendable Disaster Response & Resc	50203210-08	1,000,000.00			1,000,000.00	
Semi-Expendable Military,Police & Securi	50203210-09	1,000,000.00		80,920.00	919,080.00	
Semi-Expendable Medical Equipment	50203210-10	750,000.00		8,079.00	741,921.00	
Semi-Expendable Printing Equipment	50203210-11	750,000.00			750,000.00	
Semi-Expendable Sports Equipment	50203210-12	500,000.00			500,000.00	
Semi-Expendable Other Machinery & Equipm	50203210-99	1,501,000.00	14,363.04	424,987.71	1,076,012.29	
Semi-Expendable Furniture & Fixture	50203220-01	720,940.00		25,440.00	695,500.00	
Semi-Expendable Books	50203220-02	700,000.00		150,272.20	549,727.80	
Other Supplies Expenses	50203990	13,056,892.95	88,060.96	3,347,428.98	9,709,463.97	
Water Expenses	50204010	5,350,152.00		1,776,730.42	3,573,421.58	
Electricity Expenses	50204020	16,757,951.00		3,361,047.84	13,396,903.16	
Postage & Deliveries Expenses	50205010	782,915.72	7,525.00	182,575.00	600,340.72	
Telephone and Mobile Expense	50205020	30,132,970.59	1,304,341.29	9,532,633.35	20,600,337.24	
Internet Expenses	50205030	9,336,145.81	835,358.06	2,859,472.82	6,476,672.99	
Cable, Radio, Sattelite Expenses	50205040	1,500,000.00	899,640.00	899,640.00	600,360.00	
Extraordinary and Miscellaneous Expenses	50210030	299,326,028.71	17,336,899.47	167,135,457.01	132,190,571.70	
Legal Services	50211010	780,674.32	4,300.00	43,274.32	737,400.00	

Allotment Class / Object of Expenditure  (1)	Code	Allotment Received  (2)	Obligations Incurred		Unobligated Balance of Allotment  (5) = (2) - (4)	REMARKS  (6)
			This Report  (3)	To Date  (4)		
Auditing Expenses	50211020	3,300,000.00	13,553.44	862,711.55	2,437,288.45	
Consultancy Services	50211030	150,798,376.59	6,862,744.68	47,519,521.11	103,278,855.48	
Other Professional Services	50211990	19,814,959.04	1,685,910.00	8,902,262.26	10,912,696.78	
Environment/Sanitary Services	50212010	500,000.00		82,390.00	417,610.00	
Janitorial Services	50212020	25,000,000.00		5,255,703.23	19,744,296.77	
Security Services	50212030	5,250,000.00	347,764.48	2,434,351.36	2,815,648.64	
Other General Services	50212990	1,500,000.00			1,500,000.00	
Repair & Maint. - Office Bldgs.	50213040-01	700,000.00			700,000.00	
Repair & Maint. - Office Equip.	50213050-02	500,000.00		9,200.00	490,800.00	
Repair & Maint. - IT Equipment	50213050-03	500,000.00	63,000.00	143,000.00	357,000.00	
Repair & Maint. - Communication Eqpt.	50213050-07	500,000.00			500,000.00	
Repair & Maint.-Fire Equipment	50213050-09	500,000.00		15,000.00	485,000.00	
Repair & Maint. - Medical, Dental, etc.	50213050-11	500,000.00			500,000.00	
Repair & Maint. - Motor Vehicle	50213060-01	1,884,050.00	8,390.16	519,087.02	1,364,962.98	
Repair & Maint. - Furn. & Fixtures	50213070	1,500,000.00		100,000.00	1,400,000.00	
Rep&Maint-Semi Exp-Office Equip	50213210-02	200,000.00			200,000.00	
Rep&Maint-Semi Exp-IT Equip	50213210-03	200,000.00			200,000.00	
Rep&Maint-Semi Exp-Other Machinery Equip	50213210-99	500,000.00			500,000.00	
Rep&Maint-Semi Exp-Furniture&Fixturre	50213220-01	100,000.00			100,000.00	
Repair & Maint. - Other Property, etc.	50213990	2,500,000.00	116,480.00	588,150.00	1,911,850.00	
Taxes, Duties and Licenses	50215010	800,000.00		49,941.50	750,058.50	
Fidelity Bond Premium	50215020	1,184,000.00	12,750.00	232,921.64	951,078.36	
Insurance Premiums	50215030	2,790,000.00	471,757.08	1,368,690.25	1,421,309.75	
Advertisement Expenses	50299010	4,261,000.00		65,563.20	4,195,436.80	
Printing & Binding Expenses	50299020	3,840,500.00	25,000.00	811,557.00	3,028,943.00	
Representation Expenses	50299030	95,348,378.98	6,017,556.62	46,268,984.13	49,079,394.85	
Transportation & Delivery Expenses	50299040	782,000.00			782,000.00	
Rent Expenses	50299050	207,909,860.66	1,732,154.35	87,493,906.94	120,415,953.72	
Membership Dues & Contribution to Orgns	50299060	1,947,000.00	50,325.80	1,009,292.03	937,707.97	
Subscription Expenses	50299070	10,392,810.61	126,886.00	3,020,901.24	7,371,909.37	
Other Maintenance and Other Operating Ex	50299990	449,301,805.64	33,609,786.05	260,773,759.99	188,528,045.65	
<b>Total Maintenance and Other Operating Expenses</b>		<b>1,608,469,186.04</b>	<b>77,635,162.88</b>	<b>720,797,446.44</b>	<b>887,671,739.60</b>	
<b>Capital Outlays</b>						
Other Structure	10604990	8,000,000.00			8,000,000.00	
Office Equipment	10605020	9,850,000.00		223,220.00	9,626,780.00	
IT Equipment	10605030	10,150,000.00		761,063.60	9,388,936.40	


Allotment Class / Object of Expenditure (1)	Code	Allotment Received (2)	Obligations Incurred		Unobligated Balance of Allotment (5) = (2) - (4)	REMARKS (6)
			This Report (3)	To Date (4)		
Communication Equipment	10605070	3,000,000.00			3,000,000.00	
Firefighting Equipment & Accessories	10605090-01	2,000,000.00			2,000,000.00	
Military, Police & Security Equipment	10605100	3,000,000.00			3,000,000.00	
Medical, Dental & Laboratory Equipment	10605110	1,000,000.00			1,000,000.00	
Printing Equipment	10605120	1,500,000.00			1,500,000.00	
Sports Equipment	10605130	1,000,000.00			1,000,000.00	
Motor Vehicles	10606010	3,000,000.00			3,000,000.00	
Furniture & Fixture Equipment	10607010	2,000,000.00			2,000,000.00	
Library Books	10607020	2,000,000.00			2,000,000.00	
Other Property, etc.	10698990	33,550,000.00		636,449.00	32,913,551.00	
Computer Software	10801020	15,000,000.00	468,287.02	468,287.02	14,531,712.98	
<b>Total Capital Outlays</b>		<b>95,050,000.00</b>	<b>468,287.02</b>	<b>2,089,019.62</b>	<b>92,960,980.38</b>	
<b>Total Current Operating Expenditures</b>		<b>4,412,868,000.00</b>	<b>208,338,864.28</b>	<b>2,115,025,849.67</b>	<b>2,297,842,150.33</b>	
<b>TOTAL CURRENT OPERATING EXPENDITURES</b>		<b>4,412,868,000.00</b>	<b>208,338,864.28</b>	<b>2,115,025,849.67</b>	<b>2,297,842,150.33</b>	
<b>CONTINUING APPROPRIATIONS</b>						
<b>REGULAR</b>						
<b>Maintenance and Other Operating Expenses</b>						
Travelling Expenses - Local	50201010	101,835,408.83	17,105,732.57	78,967,399.38	22,868,009.45	
Travelling Expenses - Foreign	50201020	40,328,247.09	885,764.79	19,619,244.75	20,709,002.34	
Training Expenses	50202010	633,000.00		8,000.00	625,000.00	
Scholarship Expenses	50202020	50,000.00			50,000.00	
IT/Office Supplies Expenses	50203010	7,765,448.37	207,988.49	632,548.53	7,132,899.84	
Accountable Forms Expenses	50203020	10,000.00			10,000.00	
Semi-Expendable Machinery	50203210-01	6,416.00	-6,416.00		6,416.00	
Semi-Expendable Office Equipment	50203210-02	283,186.00		70,770.00	212,416.00	
Semi-Expendable ICT Equipment	50203210-03	232,432.00		58,729.60	173,702.40	
Semi-Expendable Communication Equipment	50203210-07	187,962.00			187,962.00	
Semi-Expendable Other Machinery & Equipm	50203210-99	123,936.32	7,500.00	11,397.92	112,538.40	
Semi-Expendable Books	50203220-02	20,000.00			20,000.00	
Other Supplies Expenses	50203990	3,104,473.99	16,127.99	64,473.31	3,040,000.68	
Water Expenses	50204010	6,087,531.61	1,258,539.92	2,755,552.78	3,331,978.83	
Electricity Expenses	50204020	25,166,163.00	5,380,942.70	21,798,176.80	3,367,986.20	
Postage & Deliveries Expenses	50205010	300,530.00	500.00	3,707.58	296,822.42	
Telephone and Mobile Expense	50205020	7,083,030.32	168,667.15	1,335,626.10	5,747,404.22	
Internet Expenses	50205030	3,278,945.48	39,590.70	978,914.50	2,300,030.98	

Allotment Class / Object of Expenditure (1)	Code	Allotment Received (2)	Obligations Incurred		Unobligated Balance of Allotment (5) = (2) - (4)	REMARKS (6)
			This Report (3)	To Date (4)		
Extraordinary and Miscellaneous Expenses	50210030	29,737,492.03	2,431,800.00	15,442,793.55	14,294,698.48	
Legal Services	50211010	128,600.00	1,000.00	14,600.00	114,000.00	
Consultancy Services	50211030	157,041,079.63	13,446,507.01	68,245,594.71	88,795,484.92	
Other Professional Services	50211990	26,854,533.06	2,266,661.79	13,883,932.56	12,970,600.50	
Janitorial Services	50212020	15,000,000.00	251,262.78	11,219,664.52	3,780,335.48	
Repair & Maint. - IT Equipment	50213050-03	50,000.00			50,000.00	
Repair & Maint. - Motor Vehicle	50213060-01	691,911.00	50,000.00	382,342.00	309,569.00	
Repair & Maint. - Other Property, etc.	50213990	220,000.00			220,000.00	
Fidelity Bond Premium	50215020	72,500.00		22,500.00	50,000.00	
Printing & Binding Expenses	50299020	102,000.00	1,000.00	6,000.00	96,000.00	
Representation Expenses	50299030	39,061,617.93	4,014,493.92	20,352,596.72	18,709,021.21	
Rent Expenses	50299050	56,174,325.88	1,153,015.36	49,469,942.52	6,704,383.36	
Subscription Expenses	50299070	7,969,190.59	324,000.00	2,106,392.13	5,862,798.46	
Other Maintenance and Other Operating Ex	50299990	150,756,204.26	17,318,148.40	76,559,639.69	74,196,564.57	
<b>Total Maintenance and Other Operating Expenses</b>		<b>680,356,165.39</b>	<b>66,322,827.57</b>	<b>384,010,539.65</b>	<b>296,345,625.74</b>	
<b>Capital Outlays</b>						
Other Structure	10604990	3,500,000.00			3,500,000.00	
Office Equipment	10605020	6,930,962.61	41,000.00	160,200.00	6,770,762.61	
IT Equipment	10605030	19,194,624.40	-79,846.56	10,331,943.40	8,862,681.00	
Communication Equipment	10605070	1,072,271.00		530,000.00	542,271.00	
Firefighting Equipment & Accessories	10605090-01	1,500,000.00			1,500,000.00	
Military, Police & Security Equipment	10605100	1,772,400.00		855,099.00	917,301.00	
Medical, Dental & Laboratory Equipment	10605110	1,500,000.00			1,500,000.00	
Printing Equipment	10605120	500,000.00			500,000.00	
Sports Equipment	10605130	500,000.00			500,000.00	
Motor Vehicles	10606010	4,800,000.00		560,000.00	4,240,000.00	
Furniture & Fixture Equipment	10607010	2,461,724.48		185,848.00	2,275,876.48	
Library Books	10607020	1,300,000.00			1,300,000.00	
Other Property, etc.	10698990	209,165,683.40	98,998.00	6,074,161.61	203,091,521.79	
Computer Software	10801020	166,712.98	166,712.98	166,712.98		
<b>Total Capital Outlays</b>		<b>254,364,378.87</b>	<b>226,864.42</b>	<b>18,863,964.99</b>	<b>235,500,413.88</b>	
<b>Total Continuing Appropriations Regular</b>		<b>934,720,544.26</b>	<b>66,549,691.99</b>	<b>402,874,504.64</b>	<b>531,846,039.62</b>	
<b>TOTAL CONTINUING APPROPRIATIONS</b>		<b>934,720,544.26</b>	<b>66,549,691.99</b>	<b>402,874,504.64</b>	<b>531,846,039.62</b>	
<b>TOTAL PROPER AND SECRETARIAT</b>		<b>5,347,588,544.26</b>	<b>274,888,556.27</b>	<b>2,517,900,354.31</b>	<b>2,829,688,189.95</b>	

Allotment Class / Object of Expenditure (1)	Code	Allotment Received (2)	Obligations Incurred		Unobligated Balance of Allotment (5) = (2) - (4)	REMARKS (6)
			This Report (3)	To Date (4)		
<b>PROGRAM B - LOCALLY FUNDED PROJECTS</b>						
<b>LOCALLY FUNDED PROJECTS</b>						
<b>CURRENT OPERATING EXPENDITURES</b>						
Maintenance and Other Operating Expenses						
Research, Exploration & Dev Exp.	50207020	69,356,000.00			69,356,000.00	
<b>Total Maintenance and Other Operating Expenses</b>		69,356,000.00			69,356,000.00	
Capital Outlays						
SENATE RELOCATION	10601010	1,500,000,000.00		600,000,000.00	900,000,000.00	
<b>Total Capital Outlays</b>		1,500,000,000.00		600,000,000.00	900,000,000.00	
<b>Total Current Operating Expenditures</b>		1,569,356,000.00		600,000,000.00	969,356,000.00	
<b>TOTAL LOCALLY-FUNDED PROJECTS</b>		1,569,356,000.00		600,000,000.00	969,356,000.00	
<b>CONTINUING APPROPRIATIONS</b>						
<b>REGULAR</b>						
Maintenance and Other Operating Expenses						
Research, Exploration & Dev Exp.	50207020	69,356,000.00			69,356,000.00	
<b>Total Maintenance and Other Operating Expenses</b>		69,356,000.00			69,356,000.00	
<b>Total Continuing Appropriations Regular</b>		69,356,000.00			69,356,000.00	
<b>TOTAL CONTINUING APPROPRIATIONS</b>		69,356,000.00			69,356,000.00	
<b>TOTAL PROGRAM B</b>		1,638,712,000.00		600,000,000.00	1,038,712,000.00	
<b>GRAND TOTAL</b>		6,986,300,544.26	274,888,556.27	3,117,900,354.31	3,868,400,189.95	

Certified Correct:

Submitted By:

  
**RIOSA C. MANALANSAN**  
 Chief, Legislative Budget Service

  
**ATTY. MYRA MARIE D. VILLARICA**  
 Senate Secretary



**STATEMENT OF ALLOTMENT, OBLIGATIONS AND BALANCES**  
As of September 30, 2018  
(Summary by Source)

DEPARTMENT  
Agency: SENATE  
Fund: General

Allotment Class / Object of Expenditure  (1)	Code	Allotment Received  (2)	Obligations Incurred		Unobligated Balance of Allotment  (5) = (2) - (4)	REMARKS  (6)
			This Report  (3)	To Date  (4)		
<b>PROGRAM A1 &amp; A2</b>						
<b>SECRETARIAT AND LEGISLATIVE PROPER SERVICES</b>						
<b>CURRENT OPERATING EXPENDITURES</b>						
<b>Personal Services</b>						
Salaries - Itemized Position	50101010	1,016,673,807.01	71,261,853.07	646,551,684.33	370,122,122.68	
Salary Increase	50101010-03	122,000,000.00	9,430,558.43	84,626,779.44	37,373,220.56	
Salaries & Wages - Unfilled Position	50101010-A	146,663,000.00			146,663,000.00	
Casual Wages	50101020-01	43,500,000.00	3,046,314.97	29,553,882.87	13,946,117.13	
Contractual Wages	50101020-02	14,000,000.00	982,587.00	8,940,147.00	5,059,853.00	
Casual Increase	50101020-13	2,500,000.00	127,296.10	1,212,693.03	1,287,306.97	
Contractual Increase	50101020-23	2,000,000.00	115,098.00	1,057,231.00	942,769.00	
PERA	50102010	49,392,000.00	3,371,222.71	30,709,926.85	18,682,073.15	
Representation Allowance (RA)	50102020	12,564,000.00	961,500.00	8,623,370.97	3,940,629.03	
Transportation Allowance (TA)	50102030	12,318,000.00	837,500.00	7,518,370.97	4,799,629.03	
Clothing/Uniform Allowance	50102040	11,400,000.00	12,000.00	10,038,000.00	1,362,000.00	
Health Workers Benefits	50102060	500,000.00	16,450.00	131,500.00	368,500.00	
Honoraria	50102100	1,200,000.00	70,250.00	420,380.00	779,620.00	
Longevity Pay	50102120	64,500,000.00	19,575.50	31,012,097.50	33,487,902.50	
Overtime Services	50102130	29,000,000.00	2,530,284.73	20,885,036.26	8,114,963.74	
Year-End Bonus	50102140	76,000,000.00			76,000,000.00	
Year-End Bonus Increase	50102140-03	11,000,000.00			11,000,000.00	
Cash Gift	50102150	10,600,000.00			10,600,000.00	
Other Bonuses and Allowances	50102990	180,700,000.00	168,013.90	107,924,087.53	72,775,912.47	
Provident Fund Contributions (SEF)	50103050	22,000,000.00	1,444,388.84	12,997,811.20	9,002,188.80	
Retirement Benefits - Civilians	50104020	6,345,000.00			6,345,000.00	
Terminal Leave	50104030	18,500,000.00	288,995.35	10,094,183.72	8,405,816.28	
Other Personnel Benefits	50104990	584,596,413.80	27,167,359.20	412,615,769.83	171,980,643.97	
<b>Total Personal Services</b>		<b>2,437,952,220.81</b>	<b>121,851,247.80</b>	<b>1,424,912,952.50</b>	<b>1,013,039,268.31</b>	

Allotment Class / Object of Expenditure  (1)	Code	Allotment Received  (2)	Obligations Incurred		Unobligated Balance of Allotment  (5) = (2) - (4)	REMARKS  (6)
			This Report  (3)	To Date  (4)		
<b>Personal Services</b>						
GSIS Contribution	50103010	130,473,000.00	8,922,178.72	79,408,932.24	51,064,067.76	
GSIS Increase	50103010-03	24,000,000.00	1,073,151.00	11,173,368.78	12,826,631.22	
Pag-Ibig Contribution	50103020	2,972,000.00	167,600.00	1,531,900.00	1,440,100.00	
PhilHealth Contribution	50103030	11,200,000.00	709,722.56	6,472,330.17	4,727,669.83	
ECC Contribution	50103040	2,972,000.00	167,400.00	1,531,200.00	1,440,800.00	
<b>Total Personal Services</b>		<b>171,617,000.00</b>	<b>11,040,052.28</b>	<b>100,117,731.19</b>	<b>71,499,268.81</b>	
<b>Total Personal Services</b>		<b>2,609,569,220.81</b>	<b>132,891,300.08</b>	<b>1,525,030,683.69</b>	<b>1,084,538,537.12</b>	
<b>Maintenance and Other Operating Expenses</b>						
Travelling Expenses - Local	50201010	195,009,976.56	25,691,300.21	68,081,808.16	126,928,168.40	
Travelling Expenses - Foreign	50201020	30,946,715.33	566,598.36	6,100,906.68	24,845,808.65	
Training Expenses	50202010	10,338,247.48	1,897,022.23	3,770,443.75	6,567,803.73	
IT/Office Supplies Expenses	50203010	34,586,674.15	1,547,758.33	12,881,216.61	21,705,457.54	
Accountable Forms Expenses	50203020	1,266,500.00		10,000.00	1,256,500.00	
Medical,Dental & Lab. Supplies Expenses	50203080	1,396,000.00	95,137.50	265,738.25	1,130,261.75	
Fuel, Oil & Lubricants Expenses	50203090	4,105,000.00	130,740.11	1,763,655.17	2,341,344.83	
Military, Police & Traffic Supplies Exp.	50203120	1,000,000.00			1,000,000.00	
Semi-Expendable Office Equipment	50203210-02	1,000,000.00	57,058.00	216,328.00	783,672.00	
Semi-Expendable ICT Equipment	50203210-03	1,168,800.00	121,321.20	398,522.66	770,277.34	
Semi-Expendable Communication Equipment	50203210-07	870,000.00	14,800.00	75,710.00	794,290.00	
Semi-Expendable Disaster Response & Resc	50203210-08	1,000,000.00			1,000,000.00	
Semi-Expendable Military,Police & Securi	50203210-09	1,000,000.00	47,500.00	128,420.00	871,580.00	
Semi-Expendable Medical Equipment	50203210-10	750,000.00		8,079.00	741,921.00	
Semi-Expendable Printing Equipment	50203210-11	750,000.00			750,000.00	
Semi-Expendable Sports Equipment	50203210-12	500,000.00			500,000.00	
Semi-Expendable Other Machinery & Equipm	50203210-99	1,512,700.00	7,274.96	432,262.67	1,080,437.33	
Semi-Expendable Furniture & Fixture	50203220-01	720,940.00	14,400.00	39,840.00	681,100.00	
Semi-Expendable Books	50203220-02	700,000.00	-1,130.00	149,142.20	550,857.80	
Other Supplies Expenses	50203990	12,392,999.60	259,458.78	3,606,887.76	8,786,111.84	
Water Expenses	50204010	5,293,184.00	6,071.15	1,782,801.57	3,510,382.43	
Electricity Expenses	50204020	16,382,842.00	38,134.45	3,399,182.29	12,983,659.71	
Postage & Deliveries Expenses	50205010	796,135.72	923.00	183,498.00	612,637.72	
Telephone and Mobile Expense	50205020	28,385,053.25	1,390,449.48	10,923,082.83	17,461,970.42	
Internet Expenses	50205030	9,089,543.59	610,322.78	3,469,795.60	5,619,747.99	
Cable, Radio, Sattelite Expenses	50205040	1,500,000.00		899,640.00	600,360.00	
Extraordinary and Miscellaneous Expenses	50210030	327,177,192.86	44,889,142.82	212,024,599.83	115,152,593.03	
Legal Services	50211010	798,674.32	3,700.00	46,974.32	751,700.00	

Allotment Class / Object of Expenditure  (1)	Code	Allotment Received  (2)	Obligations Incurred		Unobligated Balance of Allotment  (5) = (2) - (4)	REMARKS  (6)
			This Report  (3)	To Date  (4)		
Auditing Expenses	50211020	3,300,000.00	39,587.83	902,299.38	2,397,700.62	
Consultancy Services	50211030	133,530,724.59	5,631,819.83	53,151,340.94	80,379,383.65	
Other Professional Services	50211990	20,879,328.92	1,125,510.00	10,027,772.26	10,851,556.66	
Environment/Sanitary Services	50212010	500,000.00		82,390.00	417,610.00	
Janitorial Services	50212020	25,000,000.00	2,655,069.20	7,910,772.43	17,089,227.57	
Security Services	50212030	5,250,000.00	347,764.48	2,782,115.84	2,467,884.16	
Other General Services	50212990	1,500,000.00			1,500,000.00	
Repair & Maint. - Office Bldgs.	50213040-01	700,000.00			700,000.00	
Repair & Maint. - Office Equip.	50213050-02	500,000.00		9,200.00	490,800.00	
Repair & Maint. - IT Equipment	50213050-03	500,000.00		143,000.00	357,000.00	
Repair & Maint. - Communication Eqpt.	50213050-07	500,000.00			500,000.00	
Repair & Maint.-Fire Equipment	50213050-09	500,000.00		15,000.00	485,000.00	
Repair & Maint. - Medical, Dental, etc.	50213050-11	500,000.00			500,000.00	
Repair & Maint. - Motor Vehicle	50213060-01	1,894,050.00	118,775.10	637,862.12	1,256,187.88	
Repair & Maint. - Furn. & Fixtures	50213070	1,500,000.00		100,000.00	1,400,000.00	
Rep&Maint-Semi Exp-Office Equip	50213210-02	200,000.00			200,000.00	
Rep&Maint-Semi Exp-IT Equip	50213210-03	200,000.00			200,000.00	
Rep&Maint-Semi Exp-Other Machinery Equip	50213210-99	500,000.00			500,000.00	
Rep&Maint-Semi Exp-Furniture&Fixturre	50213220-01	100,000.00			100,000.00	
Repair & Maint. - Other Property, etc.	50213990	2,500,000.00	89,240.00	677,390.00	1,822,610.00	
Taxes, Duties and Licenses	50215010	800,000.00		49,941.50	750,058.50	
Fidelity Bond Premium	50215020	1,196,187.50	14,625.00	247,546.64	948,640.86	
Insurance Premiums	50215030	2,790,000.00	13,408.12	1,382,098.37	1,407,901.63	
Advertisement Expenses	50299010	4,216,000.00	-45,000.00	20,563.20	4,195,436.80	
Printing & Binding Expenses	50299020	3,841,500.00		811,557.00	3,029,943.00	
Representation Expenses	50299030	98,754,446.38	7,277,855.51	53,546,839.64	45,207,606.74	
Transportation & Delivery Expenses	50299040	782,000.00	15,000.00	15,000.00	767,000.00	
Rent Expenses	50299050	169,718,221.15	2,596,182.07	90,090,089.01	79,628,132.14	
Membership Dues & Contribution to Orgns	50299060	1,947,000.00		1,009,292.03	937,707.97	
Subscription Expenses	50299070	9,472,186.21	296,707.93	3,317,609.17	6,154,577.04	
Other Maintenance and Other Operating Ex	50299990	523,739,955.58	58,315,060.34	319,088,820.33	204,651,135.25	
<b>Total Maintenance and Other Operating Expenses</b>		<b>1,707,748,779.19</b>	<b>155,879,588.77</b>	<b>876,677,035.21</b>	<b>831,071,743.98</b>	
<b>Capital Outlays</b>						
Other Structure	10604990	8,000,000.00			8,000,000.00	
Office Equipment	10605020	9,529,000.00	20,000.00	243,220.00	9,285,780.00	
IT Equipment	10605030	10,350,000.00		761,063.60	9,588,936.40	

Allotment Class / Object of Expenditure  (1)	Code	Allotment Received  (2)	Obligations Incurred		Unobligated Balance of Allotment  (5) = (2) - (4)	REMARKS  (6)
			This Report  (3)	To Date  (4)		
Communication Equipment	10605070	3,000,000.00			3,000,000.00	
Firefighting Equipment & Accessories	10605090-01	2,000,000.00			2,000,000.00	
Military, Police & Security Equipment	10605100	3,000,000.00			3,000,000.00	
Medical, Dental & Laboratory Equipment	10605110	1,000,000.00			1,000,000.00	
Printing Equipment	10605120	1,500,000.00			1,500,000.00	
Sports Equipment	10605130	1,000,000.00			1,000,000.00	
Motor Vechicles	10606010	3,000,000.00			3,000,000.00	
Furniture & Fixture Equipment	10607010	2,000,000.00			2,000,000.00	
Library Books	10607020	2,000,000.00			2,000,000.00	
Other Property, etc.	10698990	34,171,000.00		636,449.00	33,534,551.00	
Computer Software	10801020	15,000,000.00		468,287.02	14,531,712.98	
<b>Total Capital Outlays</b>		<b>95,550,000.00</b>	<b>20,000.00</b>	<b>2,109,019.62</b>	<b>93,440,980.38</b>	
<b>Total Current Operating Expenditures</b>		<b>4,412,868,000.00</b>	<b>288,790,888.85</b>	<b>2,403,816,738.52</b>	<b>2,009,051,261.48</b>	
<b>TOTAL CURRENT OPERATING EXPENDITURES</b>		<b>4,412,868,000.00</b>	<b>288,790,888.85</b>	<b>2,403,816,738.52</b>	<b>2,009,051,261.48</b>	
<b>CONTINUING APPROPRIATIONS</b>						
<b>REGULAR</b>						
<b>Maintenance and Other Operating Expenses</b>						
Travelling Expenses - Local	50201010	101,335,408.83	4,866,160.59	83,833,559.97	17,501,848.86	
Travelling Expenses - Foreign	50201020	41,028,247.09	480,159.29	20,099,404.04	20,928,843.05	
Training Expenses	50202010	633,000.00		8,000.00	625,000.00	
Scholarship Expenses	50202020	50,000.00			50,000.00	
IT/Office Supplies Expenses	50203010	7,665,448.37	72,712.00	705,260.53	6,960,187.84	
Accountable Forms Expenses	50203020	10,000.00			10,000.00	
Semi-Expendable Machinery	50203210-01	6,416.00			6,416.00	
Semi-Expendable Office Equipment	50203210-02	283,186.00		70,770.00	212,416.00	
Semi-Expendable ICT Equipment	50203210-03	232,432.00		58,729.60	173,702.40	
Semi-Expendable Communication Equipment	50203210-07	187,962.00			187,962.00	
Semi-Expendable Other Machinery & Equipm	50203210-99	123,936.32		11,397.92	112,538.40	
Semi-Expendable Books	50203220-02	20,000.00			20,000.00	
Other Supplies Expenses	50203990	3,024,473.99		64,473.31	2,960,000.68	
Water Expenses	50204010	6,087,531.61	756,861.04	3,512,413.82	2,575,117.79	
Electricity Expenses	50204020	25,166,163.00	1,985,054.73	23,783,231.53	1,382,931.47	
Postage & Deliveries Expenses	50205010	300,530.00	755.00	4,462.58	296,067.42	
Telephone and Mobile Expense	50205020	6,843,030.32	188,967.45	1,524,593.55	5,318,436.77	
Internet Expenses	50205030	3,198,945.48	103,536.28	1,082,450.78	2,116,494.70	


Allotment Class / Object of Expenditure  (1)	Code	Allotment Received  (2)	Obligations Incurred		Unobligated Balance of Allotment  (5) = (2) - (4)	REMARKS  (6)
			This Report  (3)	To Date  (4)		
Extraordinary and Miscellaneous Expenses	50210030	29,737,492.03	322,200.00	15,764,993.55	13,972,498.48	
Legal Services	50211010	128,600.00		14,600.00	114,000.00	
Consultancy Services	50211030	156,757,479.63	10,777,155.89	79,022,750.60	77,734,729.03	
Other Professional Services	50211990	26,534,533.06	1,019,471.92	14,903,404.48	11,631,128.58	
Janitorial Services	50212020	15,000,000.00	2,777,449.87	13,997,114.39	1,002,885.61	
Repair & Maint. - IT Equipment	50213050-03	50,000.00			50,000.00	
Repair & Maint. - Motor Vehicle	50213060-01	691,911.00	10,000.00	392,342.00	299,569.00	
Repair & Maint. - Other Property, etc.	50213990	220,000.00			220,000.00	
Fidelity Bond Premium	50215020	72,500.00		22,500.00	50,000.00	
Printing & Binding Expenses	50299020	102,000.00		6,000.00	96,000.00	
Representation Expenses	50299030	38,881,617.93	2,547,655.48	22,900,252.20	15,981,365.73	
Rent Expenses	50299050	56,174,325.88	565,031.91	50,034,974.43	6,139,351.45	
Subscription Expenses	50299070	7,919,190.59	911,256.88	3,017,649.01	4,901,541.58	
Other Maintenance and Other Operating Ex	50299990	151,089,804.26	12,705,511.89	89,265,151.58	61,824,652.68	
<b>Total Maintenance and Other Operating Expenses</b>		<b>679,556,165.39</b>	<b>40,089,940.22</b>	<b>424,100,479.87</b>	<b>255,455,685.52</b>	
<b>Capital Outlays</b>						
Other Structure	10604990	3,500,000.00			3,500,000.00	
Office Equipment	10605020	6,930,962.61	178,000.00	338,200.00	6,592,762.61	
IT Equipment	10605030	19,194,624.40	17,470.00	10,349,413.40	8,845,211.00	
Communication Equipment	10605070	1,072,271.00		530,000.00	542,271.00	
Firefighting Equipment & Accessories	10605090-01	1,500,000.00			1,500,000.00	
Military, Police & Security Equipment	10605100	1,772,400.00	-47,500.00	807,599.00	964,801.00	
Medical, Dental & Laboratory Equipment	10605110	1,500,000.00			1,500,000.00	
Printing Equipment	10605120	500,000.00			500,000.00	
Sports Equipment	10605130	500,000.00			500,000.00	
Motor Vehicles	10606010	5,600,000.00		560,000.00	5,040,000.00	
Furniture & Fixture Equipment	10607010	2,461,724.48		185,848.00	2,275,876.48	
Library Books	10607020	1,300,000.00			1,300,000.00	
Other Property, etc.	10698990	209,165,683.40	357,995.00	6,432,156.61	202,733,526.79	
Computer Software	10801020	166,712.98		166,712.98		
<b>Total Capital Outlays</b>		<b>255,164,378.87</b>	<b>505,965.00</b>	<b>19,369,929.99</b>	<b>235,794,448.88</b>	
<b>Total Continuing Appropriations Regular</b>		<b>934,720,544.26</b>	<b>40,595,905.22</b>	<b>443,470,409.86</b>	<b>491,250,134.40</b>	
<b>TOTAL CONTINUING APPROPRIATIONS</b>		<b>934,720,544.26</b>	<b>40,595,905.22</b>	<b>443,470,409.86</b>	<b>491,250,134.40</b>	
<b>TOTAL PROPER AND SECRETARIAT</b>		<b>5,347,588,544.26</b>	<b>329,386,794.07</b>	<b>2,847,287,148.38</b>	<b>2,500,301,395.88</b>	

Allotment Class / Object of Expenditure (1)	Code	Allotment Received (2)	Obligations Incurred		Unobligated Balance of Allotment (5) = (2) - (4)	REMARKS (6)
			This Report (3)	To Date (4)		
<b>PROGRAM B - LOCALLY FUNDED PROJECTS</b>						
<b>LOCALLY FUNDED PROJECTS</b>						
<b>CURRENT OPERATING EXPENDITURES</b>						
Maintenance and Other Operating Expenses						
Research, Exploration & Dev Exp.	50207020	69,356,000.00			69,356,000.00	
<b>Total Maintenance and Other Operating Expenses</b>		<b>69,356,000.00</b>			<b>69,356,000.00</b>	
Capital Outlays						
SENATE RELOCATION	10601010	1,500,000,000.00		600,000,000.00	900,000,000.00	
<b>Total Capital Outlays</b>		<b>1,500,000,000.00</b>		<b>600,000,000.00</b>	<b>900,000,000.00</b>	
<b>Total Current Operating Expenditures</b>		<b>1,569,356,000.00</b>		<b>600,000,000.00</b>	<b>969,356,000.00</b>	
<b>TOTAL LOCALLY-FUNDED PROJECTS</b>		<b>1,569,356,000.00</b>		<b>600,000,000.00</b>	<b>969,356,000.00</b>	
<b>CONTINUING APPROPRIATIONS</b>						
<b>REGULAR</b>						
Maintenance and Other Operating Expenses						
Research, Exploration & Dev Exp.	50207020	69,356,000.00			69,356,000.00	
<b>Total Maintenance and Other Operating Expenses</b>		<b>69,356,000.00</b>			<b>69,356,000.00</b>	
<b>Total Continuing Appropriations Regular</b>		<b>69,356,000.00</b>			<b>69,356,000.00</b>	
<b>TOTAL CONTINUING APPROPRIATIONS</b>		<b>69,356,000.00</b>			<b>69,356,000.00</b>	
<b>TOTAL PROGRAM B</b>		<b>1,638,712,000.00</b>		<b>600,000,000.00</b>	<b>1,038,712,000.00</b>	
<b>GRAND TOTAL</b>		<b>6,986,300,544.26</b>	<b>329,386,794.07</b>	<b>3,447,287,148.38</b>	<b>3,539,013,395.88</b>	

Certified Correct:

Submitted By:

  
**RIOS C. MANALANSAN**  
 Chief, Legislative Budget Service  
 RP

  
**ATTY. MYRA MARIE D. VILLARICA**  
 Senate Secretary  
 RP

**STATEMENT OF ALLOTMENT, OBLIGATIONS AND BALANCES**

As of October 31, 2018

(Summary by Source)

DEPARTMENT

Agency: SENATE

Fund: General

Allotment Class / Object of Expenditure  (1)	Code	Allotment Received  (2)	Obligations Incurred		Unobligated Balance of Allotment  (5) = (2) - (4)	REMARKS  (6)
			This Report  (3)	To Date  (4)		
<b>PROGRAM A1 &amp; A2</b>						
<b>SECRETARIAT AND LEGISLATIVE PROPER SERVICES</b>						
<b>CURRENT OPERATING EXPENDITURES</b>						
<b>Personal Services</b>						
Salaries - Itemized Position	50101010	994,303,686.11	71,990,107.20	718,541,791.53	275,761,894.58	
Salary Increase	50101010-03	122,000,000.00	9,489,182.54	94,115,961.98	27,884,038.02	
Salaries & Wages - Unfilled Position	50101010-A	146,663,000.00			146,663,000.00	
Casual Wages	50101020-01	43,500,000.00	3,099,046.15	32,652,929.02	10,847,070.98	
Contractual Wages	50101020-02	14,000,000.00	1,050,527.63	9,990,674.63	4,009,325.37	
Casual Increase	50101020-13	2,500,000.00	129,697.35	1,342,390.38	1,157,609.62	
Contractual Increase	50101020-23	2,000,000.00	125,518.75	1,182,749.75	817,250.25	
PERA	50102010	49,008,727.27	3,395,339.77	34,105,266.62	14,903,460.65	
Representation Allowance (RA)	50102020	12,564,000.00	961,500.00	9,584,870.97	2,979,129.03	
Transportation Allowance (TA)	50102030	12,318,000.00	837,500.00	8,355,870.97	3,962,129.03	
Clothing/Uniform Allowance	50102040	11,400,000.00	30,000.00	10,068,000.00	1,332,000.00	
Health Workers Benefits	50102060	500,000.00	16,150.00	147,650.00	352,350.00	
Honoraria	50102100	1,200,000.00	229,875.00	650,255.00	549,745.00	
Longevity Pay	50102120	64,500,000.00	30,206,095.30	61,218,192.80	3,281,807.20	
Overtime Services	50102130	29,000,000.00	2,407,178.45	23,292,214.71	5,707,785.29	
Year-End Bonus	50102140	76,000,000.00			76,000,000.00	
Year-End Bonus Increase	50102140-03	11,000,000.00			11,000,000.00	
Cash Gift	50102150	10,600,000.00			10,600,000.00	
Other Bonuses and Allowances	50102990	204,700,000.00	25,943,699.61	133,867,787.14	70,832,212.86	
Provident Fund Contributions (SEF)	50103050	22,000,000.00	1,455,905.18	14,453,716.38	7,546,283.62	
Retirement Benefits - Civilians	50104020	6,345,000.00			6,345,000.00	
Terminal Leave	50104030	18,500,000.00	929,374.88	11,023,558.60	7,476,441.40	
Other Personnel Benefits	50104990	560,516,147.67	1,221,089.95	413,836,859.78	146,679,287.89	
<b>Total Personal Services</b>		<b>2,415,118,561.05</b>	<b>153,517,787.76</b>	<b>1,578,430,740.26</b>	<b>836,687,820.79</b>	

Allotment Class / Object of Expenditure  (1)	Code	Allotment Received  (2)	Obligations Incurred		Unobligated Balance of Allotment  (5) = (2) - (4)	REMARKS  (6)
			This Report  (3)	To Date  (4)		
<b>Personal Services</b>						
GSIS Contribution	50103010	130,473,000.00	9,227,258.30	88,636,190.54	41,836,809.46	
GSIS Increase	50103010-03	24,000,000.00	1,073,729.52	12,247,098.30	11,752,901.70	
Pag-Ibig Contribution	50103020	2,972,000.00	172,100.00	1,704,000.00	1,268,000.00	
PhilHealth Contribution	50103030	11,200,000.00	710,408.17	7,182,738.34	4,017,261.66	
ECC Contribution	50103040	2,972,000.00	174,000.00	1,705,200.00	1,266,800.00	
<b>Total Personal Services</b>		<b>171,617,000.00</b>	<b>11,357,495.99</b>	<b>111,475,227.18</b>	<b>60,141,772.82</b>	
<b>Total Personal Services</b>		<b>2,586,735,561.05</b>	<b>164,875,283.75</b>	<b>1,689,905,967.44</b>	<b>896,829,593.61</b>	
<b>Maintenance and Other Operating Expenses</b>						
Travelling Expenses - Local	50201010	192,872,185.39	21,716,532.32	89,798,340.48	103,073,844.91	
Travelling Expenses - Foreign	50201020	31,601,515.33	3,002,478.89	9,103,385.57	22,498,129.76	
Training Expenses	50202010	11,795,247.48	1,848,150.00	5,618,593.75	6,176,653.73	
IT/Office Supplies Expenses	50203010	34,682,236.81	2,634,541.61	15,515,758.22	19,166,478.59	
Accountable Forms Expenses	50203020	1,268,300.00	286,800.00	296,800.00	971,500.00	
Medical,Dental & Lab. Supplies Expenses	50203080	1,396,000.00	14,681.50	280,419.75	1,115,580.25	
Fuel, Oil & Lubricants Expenses	50203090	4,105,000.00	325,836.06	2,089,491.23	2,015,508.77	
Military, Police & Traffic Supplies Exp.	50203120	1,000,000.00			1,000,000.00	
Semi-Expendable Office Equipment	50203210-02	1,000,000.00		216,328.00	783,672.00	
Semi-Expendable ICT Equipment	50203210-03	1,178,800.00	51,928.80	450,451.46	728,348.54	
Semi-Expendable Communication Equipment	50203210-07	870,000.00	10,000.00	85,710.00	784,290.00	
Semi-Expendable Disaster Response & Resc	50203210-08	1,000,000.00			1,000,000.00	
Semi-Expendable Military,Police & Securi	50203210-09	1,000,000.00		128,420.00	871,580.00	
Semi-Expendable Medical Equipment	50203210-10	750,000.00		8,079.00	741,921.00	
Semi-Expendable Printing Equipment	50203210-11	750,000.00			750,000.00	
Semi-Expendable Sports Equipment	50203210-12	500,000.00			500,000.00	
Semi-Expendable Other Machinery & Equipm	50203210-99	1,512,700.00	121,460.00	553,722.67	958,977.33	
Semi-Expendable Furniture & Fixture	50203220-01	720,940.00		39,840.00	681,100.00	
Semi-Expendable Books	50203220-02	700,000.00		149,142.20	550,857.80	
Other Supplies Expenses	50203990	11,749,106.25	190,549.19	3,797,436.95	7,951,669.30	
Water Expenses	50204010	5,236,216.00		1,782,801.57	3,453,414.43	
Electricity Expenses	50204020	16,007,733.00	2,641,638.95	6,040,821.24	9,966,911.76	
Postage & Deliveries Expenses	50205010	811,560.52	5,566.80	189,064.80	622,495.72	
Telephone and Mobile Expense	50205020	27,780,098.44	1,386,180.64	12,309,263.47	15,470,834.97	
Internet Expenses	50205030	8,965,030.32	240,212.22	3,710,007.82	5,255,022.50	
Cable, Radio, Sattelite Expenses	50205040	1,500,000.00		899,640.00	600,360.00	
Extraordinary and Miscellaneous Expenses	50210030	344,345,267.42	36,041,545.23	248,066,145.06	96,279,122.36	
Legal Services	50211010	832,174.32	16,900.00	63,874.32	768,300.00	



Allotment Class / Object of Expenditure (1)	Code	Allotment Received (2)	Obligations Incurred		Unobligated Balance of Allotment (5) = (2) - (4)	REMARKS (6)
			This Report (3)	To Date (4)		
Auditing Expenses	50211020	3,300,000.00	50,561.55	952,860.93	2,347,139.07	
Consultancy Services	50211030	127,715,021.29	9,291,577.88	62,442,918.82	65,272,102.47	
Other Professional Services	50211990	22,309,338.80	1,390,150.00	11,417,922.26	10,891,416.54	
Environment/Sanitary Services	50212010	500,000.00		82,390.00	417,610.00	
Janitorial Services	50212020	25,000,000.00	2,881,839.73	10,792,612.16	14,207,387.84	
Security Services	50212030	5,250,000.00	347,764.48	3,129,860.32	2,120,119.68	
Other General Services	50212990	1,500,000.00			1,500,000.00	
Repair & Maint. - Office Bldgs.	50213040-01	700,000.00			700,000.00	
Repair & Maint. - Office Equip.	50213050-02	500,000.00		9,200.00	490,800.00	
Repair & Maint. - IT Equipment	50213050-03	500,000.00	-63,000.00	80,000.00	420,000.00	
Repair & Maint. - Communication Eqpt.	50213050-07	500,000.00			500,000.00	
Repair & Maint.-Fire Equipment	50213050-09	500,000.00	-180.00	14,820.00	485,180.00	
Repair & Maint. - Medical, Dental, etc.	50213050-11	500,000.00			500,000.00	
Repair & Maint. - Motor Vehicle	50213060-01	1,904,050.00	153,862.73	791,724.85	1,112,325.15	
Repair & Maint. - Furn. & Fixtures	50213070	1,500,000.00		100,000.00	1,400,000.00	
Rep&Maint-Semi Exp-Office Equip	50213210-02	200,000.00			200,000.00	
Rep&Maint-Semi Exp-IT Equip	50213210-03	200,000.00			200,000.00	
Rep&Maint-Semi Exp-Other Machinery Equip	50213210-99	500,000.00			500,000.00	
Rep&Maint-Semi Exp-Furniture&Fixturre	50213220-01	100,000.00			100,000.00	
Repair & Maint. - Other Property, etc.	50213990	2,500,000.00	58,240.00	735,630.00	1,764,370.00	
Taxes, Duties and Licenses	50215010	800,000.00		49,941.50	750,058.50	
Fidelity Bond Premium	50215020	1,197,125.00	17,190.41	264,737.05	932,387.95	
Insurance Premiums	50215030	2,790,000.00	54,586.09	1,436,684.46	1,353,315.54	
Advertisement Expenses	50299010	4,216,000.00		20,563.20	4,195,436.80	
Printing & Binding Expenses	50299020	3,842,500.00	200,000.00	1,011,557.00	2,830,943.00	
Representation Expenses	50299030	101,044,148.83	7,844,918.52	61,391,758.16	39,652,390.67	
Transportation & Delivery Expenses	50299040	782,000.00		15,000.00	767,000.00	
Rent Expenses	50299050	166,284,535.83	4,002,335.08	94,092,424.09	72,192,111.74	
Membership Dues & Contribution to Orgns	50299060	1,947,000.00		1,009,292.03	937,707.97	
Subscription Expenses	50299070	8,498,347.88	396,936.00	3,714,545.17	4,783,802.71	
Other Maintenance and Other Operating Ex	50299990	537,572,260.04	48,954,431.02	368,043,251.35	169,529,008.69	
<b>Total Maintenance and Other Operating Expenses</b>		<b>1,730,582,438.95</b>	<b>146,116,215.70</b>	<b>1,022,793,250.91</b>	<b>707,789,188.04</b>	
<b>Capital Outlays</b>						
Other Structure	10604990	8,000,000.00			8,000,000.00	
Office Equipment	10605020	9,450,000.00	100,000.00	343,220.00	9,106,780.00	
IT Equipment	10605030	10,319,340.00	1,075,393.00	1,836,456.60	8,482,883.40	

Allotment Class / Object of Expenditure  (1)	Code	Allotment Received  (2)	Obligations Incurred		Unobligated Balance of Allotment  (5) = (2) - (4)	REMARKS  (6)
			This Report  (3)	To Date  (4)		
Communication Equipment	10605070	3,000,000.00			3,000,000.00	
Firefighting Equipment & Accessories	10605090-01	2,000,000.00			2,000,000.00	
Military, Police & Security Equipment	10605100	3,000,000.00			3,000,000.00	
Medical, Dental & Laboratory Equipment	10605110	1,000,000.00			1,000,000.00	
Printing Equipment	10605120	1,500,000.00			1,500,000.00	
Sports Equipment	10605130	1,000,000.00			1,000,000.00	
Motor Vehicles	10606010	3,000,000.00			3,000,000.00	
Furniture & Fixture Equipment	10607010	2,000,000.00			2,000,000.00	
Library Books	10607020	2,000,000.00			2,000,000.00	
Other Property, etc.	10698990	34,280,660.00		636,449.00	33,644,211.00	
Computer Software	10801020	15,000,000.00	1,998,054.00	2,466,341.02	12,533,658.98	
<b>Total Capital Outlays</b>		<b>95,550,000.00</b>	<b>3,173,447.00</b>	<b>5,282,466.62</b>	<b>90,267,533.38</b>	
<b>Total Current Operating Expenditures</b>		<b>4,412,868,000.00</b>	<b>314,164,946.45</b>	<b>2,717,981,684.97</b>	<b>1,694,886,315.03</b>	
<b>TOTAL CURRENT OPERATING EXPENDITURES</b>		<b>4,412,868,000.00</b>	<b>314,164,946.45</b>	<b>2,717,981,684.97</b>	<b>1,694,886,315.03</b>	
<b>CONTINUING APPROPRIATIONS</b>						
<b>REGULAR</b>						
<b>Maintenance and Other Operating Expenses</b>						
Travelling Expenses - Local	50201010	101,335,408.83	793,777.92	84,627,337.89	16,708,070.94	
Travelling Expenses - Foreign	50201020	41,028,247.09	5,875,766.18	25,975,170.22	15,053,076.87	
Training Expenses	50202010	633,000.00	259,520.00	267,520.00	365,480.00	
Scholarship Expenses	50202020	50,000.00			50,000.00	
IT/Office Supplies Expenses	50203010	7,665,448.37	-9,076.00	696,184.53	6,969,263.84	
Accountable Forms Expenses	50203020	10,000.00			10,000.00	
Semi-Expendable Machinery	50203210-01	6,416.00			6,416.00	
Semi-Expendable Office Equipment	50203210-02	283,186.00		70,770.00	212,416.00	
Semi-Expendable ICT Equipment	50203210-03	232,432.00		58,729.60	173,702.40	
Semi-Expendable Communication Equipment	50203210-07	187,962.00			187,962.00	
Semi-Expendable Other Machinery & Equipm	50203210-99	123,936.32		11,397.92	112,538.40	
Semi-Expendable Books	50203220-02	20,000.00			20,000.00	
Other Supplies Expenses	50203990	3,024,473.99		64,473.31	2,960,000.68	
Water Expenses	50204010	6,087,531.61	2,232.90	3,514,646.72	2,572,884.89	
Electricity Expenses	50204020	25,166,163.00	1,216,768.47	25,000,000.00	166,163.00	
Postage & Deliveries Expenses	50205010	300,530.00	2,408.00	6,870.58	293,659.42	
Telephone and Mobile Expense	50205020	6,843,030.32	70,403.02	1,594,996.57	5,248,033.75	
Internet Expenses	50205030	3,198,945.48	115,029.48	1,197,480.26	2,001,465.22	


Allotment Class / Object of Expenditure  (1)	Code	Allotment Received  (2)	Obligations Incurred		Unobligated Balance of Allotment  (5) = (2) - (4)	REMARKS  (6)
			This Report  (3)	To Date  (4)		
Extraordinary and Miscellaneous Expenses	50210030	29,737,492.03		15,801,793.55	13,935,698.48	
Legal Services	50211010	128,600.00		14,600.00	114,000.00	
Consultancy Services	50211030	156,757,479.63	8,156,257.74	87,179,008.34	69,578,471.29	
Other Professional Services	50211990	26,534,533.06	1,906,201.92	16,809,606.40	9,724,926.66	
Janitorial Services	50212020	15,000,000.00	197,848.50	14,194,962.89	805,037.11	
Repair & Maint. - IT Equipment	50213050-03	50,000.00			50,000.00	
Repair & Maint. - Motor Vehicle	50213060-01	691,911.00	10,000.00	402,342.00	289,569.00	
Repair & Maint. - Other Property, etc.	50213990	220,000.00			220,000.00	
Fidelity Bond Premium	50215020	72,500.00		22,500.00	50,000.00	
Printing & Binding Expenses	50299020	102,000.00		6,000.00	96,000.00	
Representation Expenses	50299030	38,881,617.93	507,737.03	23,407,989.23	15,473,628.70	
Rent Expenses	50299050	56,174,325.88	239,937.62	50,274,912.05	5,899,413.83	
Subscription Expenses	50299070	7,919,190.59	300,000.00	3,317,649.01	4,601,541.58	
Other Maintenance and Other Operating Ex	50299990	151,089,804.26	4,608,678.05	93,873,829.63	57,215,974.63	
<b>Total Maintenance and Other Operating Expenses</b>		<b>679,556,165.39</b>	<b>24,290,290.83</b>	<b>448,390,770.70</b>	<b>231,165,394.69</b>	
<b>Capital Outlays</b>						
Other Structure	10604990	3,500,000.00			3,500,000.00	
Office Equipment	10605020	6,930,962.61		338,200.00	6,592,762.61	
IT Equipment	10605030	19,194,624.40	425,150.00	10,774,563.40	8,420,061.00	
Communication Equipment	10605070	1,072,271.00		530,000.00	542,271.00	
Firefighting Equipment & Accessories	10605090-01	1,500,000.00			1,500,000.00	
Military, Police & Security Equipment	10605100	1,772,400.00		807,599.00	964,801.00	
Medical, Dental & Laboratory Equipment	10605110	1,500,000.00			1,500,000.00	
Printing Equipment	10605120	500,000.00			500,000.00	
Sports Equipment	10605130	500,000.00			500,000.00	
Motor Vehicles	10606010	5,600,000.00		560,000.00	5,040,000.00	
Furniture & Fixture Equipment	10607010	2,461,724.48		185,848.00	2,275,876.48	
Library Books	10607020	1,300,000.00			1,300,000.00	
Other Property, etc.	10698990	209,165,683.40	238,952.00	6,671,108.61	202,494,574.79	
Computer Software	10801020	166,712.98		166,712.98		
<b>Total Capital Outlays</b>		<b>255,164,378.87</b>	<b>664,102.00</b>	<b>20,034,031.99</b>	<b>235,130,346.88</b>	
<b>Total Continuing Appropriations Regular</b>		<b>934,720,544.26</b>	<b>24,954,392.83</b>	<b>468,424,802.69</b>	<b>466,295,741.57</b>	
<b>TOTAL CONTINUING APPROPRIATIONS</b>		<b>934,720,544.26</b>	<b>24,954,392.83</b>	<b>468,424,802.69</b>	<b>466,295,741.57</b>	
<b>TOTAL PROPER AND SECRETARIAT</b>		<b>5,347,588,544.26</b>	<b>339,119,339.28</b>	<b>3,186,406,487.66</b>	<b>2,161,182,056.60</b>	

Allotment Class / Object of Expenditure  (1)	Code	Allotment Received  (2)	Obligations Incurred		Unobligated Balance of Allotment  (5) = (2) - (4)	REMARKS  (6)
			This Report  (3)	To Date  (4)		
<b>PROGRAM B - LOCALLY FUNDED PROJECTS</b>						
<b>LOCALLY FUNDED PROJECTS</b>						
<b>CURRENT OPERATING EXPENDITURES</b>						
Maintenance and Other Operating Expenses						
Research, Exploration & Dev Exp.	50207020	69,356,000.00			69,356,000.00	
<b>Total Maintenance and Other Operating Expenses</b>		<b>69,356,000.00</b>			<b>69,356,000.00</b>	
Capital Outlays						
SENATE RELOCATION	10601010	600,000,000.00		600,000,000.00		
Office Buildings	10604010	900,000,000.00	900,000,000.00	900,000,000.00		
<b>Total Capital Outlays</b>		<b>1,500,000,000.00</b>	<b>900,000,000.00</b>	<b>1,500,000,000.00</b>		
<b>Total Current Operating Expenditures</b>		<b>1,569,356,000.00</b>	<b>900,000,000.00</b>	<b>1,500,000,000.00</b>	<b>69,356,000.00</b>	
<b>TOTAL LOCALLY-FUNDED PROJECTS</b>		<b>1,569,356,000.00</b>	<b>900,000,000.00</b>	<b>1,500,000,000.00</b>	<b>69,356,000.00</b>	
<b>CONTINUING APPROPRIATIONS</b>						
<b>REGULAR</b>						
Maintenance and Other Operating Expenses						
Research, Exploration & Dev Exp.	50207020	69,356,000.00			69,356,000.00	
<b>Total Maintenance and Other Operating Expenses</b>		<b>69,356,000.00</b>			<b>69,356,000.00</b>	
<b>Total Continuing Appropriations Regular</b>		<b>69,356,000.00</b>			<b>69,356,000.00</b>	
<b>TOTAL CONTINUING APPROPRIATIONS</b>		<b>69,356,000.00</b>			<b>69,356,000.00</b>	
<b>TOTAL PROGRAM B</b>		<b>1,638,712,000.00</b>	<b>900,000,000.00</b>	<b>1,500,000,000.00</b>	<b>138,712,000.00</b>	
<b>GRAND TOTAL</b>		<b>6,986,300,544.26</b>	<b>1,239,119,339.28</b>	<b>4,686,406,487.66</b>	<b>2,299,894,056.60</b>	

Certified Correct:

Submitted By:

  
**RIOSA C. MANALANSAN**  
 Chief, Legislative Budget Service

  
**ATTY. MYRA MARIE D. VILLARICA**  
 Senate Secretary

**STATEMENT OF ALLOTMENT, OBLIGATIONS AND BALANCES**  
As of November 30, 2018  
(Summary by Source)

**DEPARTMENT**  
**Agency: SENATE**  
**Fund: General**

Allotment Class / Object of Expenditure  (1)	Code	Allotment Received  (2)	Obligations Incurred		Unobligated Balance of Allotment  (5) = (2) - (4)	REMARKS  (6)
			This Report  (3)	To Date  (4)		
<b>PROGRAM A1 &amp; A2</b>						
<b>SECRETARIAT AND LEGISLATIVE PROPER SERVICES</b>						
<b>CURRENT OPERATING EXPENDITURES</b>						
<b>Personal Services</b>						
Salaries - Itemized Position	50101010	985,891,804.03	72,285,888.67	790,827,680.20	195,064,123.83	
Salary Increase	50101010-03	122,000,000.00	9,511,917.65	103,627,879.63	18,372,120.37	
Salaries & Wages - Unfilled Position	50101010-A	146,663,000.00			146,663,000.00	
Casual Wages	50101020-01	43,500,000.00	3,277,713.41	35,930,642.43	7,569,357.57	
Contractual Wages	50101020-02	14,000,000.00	1,090,953.84	11,081,628.47	2,918,371.53	
Casual Increase	50101020-13	2,500,000.00	140,289.58	1,482,679.96	1,017,320.04	
Contractual Increase	50101020-23	2,000,000.00	131,719.32	1,314,469.07	685,530.93	
PERA	50102010	48,861,727.27	3,445,454.54	37,550,721.16	11,311,006.11	
Representation Allowance (RA)	50102020	12,564,000.00	976,500.00	10,561,370.97	2,002,629.03	
Transportation Allowance (TA)	50102030	12,318,000.00	852,500.00	9,208,370.97	3,109,629.03	
Clothing/Uniform Allowance	50102040	11,400,000.00		10,068,000.00	1,332,000.00	
Health Workers Benefits	50102060	500,000.00	16,050.00	163,700.00	336,300.00	
Honoraria	50102100	1,200,000.00	170,250.00	820,505.00	379,495.00	
Longevity Pay	50102120	64,500,000.00	110,397.00	61,328,589.80	3,171,410.20	
Overtime Services	50102130	29,000,000.00	2,996,994.41	26,289,209.12	2,710,790.88	
Year-End Bonus	50102140	76,000,000.00	72,341,975.70	72,341,975.70	3,658,024.30	
Year-End Bonus Increase	50102140-03	11,000,000.00	9,082,989.20	9,082,989.20	1,917,010.80	
Cash Gift	50102150	10,600,000.00	8,362,500.00	8,362,500.00	2,237,500.00	
Other Bonuses and Allowances	50102990	204,700,000.00	134,160.00	134,001,947.14	70,698,052.86	
Provident Fund Contributions (SEF)	50103050	22,000,000.00	1,450,637.80	15,904,354.18	6,095,645.82	
Retirement Benefits - Civilians	50104020	6,345,000.00			6,345,000.00	
Terminal Leave	50104030	18,500,000.00	556,636.34	11,580,194.94	6,919,805.06	
Other Personnel Benefits	50104990	560,487,647.67	948,926.78	414,785,786.56	145,701,861.11	

Allotment Class / Object of Expenditure  (1)	Code	Allotment Received  (2)	Obligations Incurred		Unobligated Balance of Allotment  (5) = (2) - (4)	REMARKS  (6)
			This Report  (3)	To Date  (4)		
<b>Total Personal Services</b>		<b>2,406,531,178.97</b>	<b>187,884,454.24</b>	<b>1,766,315,194.50</b>	<b>640,215,984.47</b>	
<b>Personal Services</b>						
GSIS Contribution	50103010	130,473,000.00	8,938,582.43	97,574,772.97	32,898,227.03	
GSIS Increase	50103010-03	24,000,000.00	1,073,709.24	13,320,807.54	10,679,192.46	
Pag-Ibig Contribution	50103020	2,972,000.00	168,100.00	1,872,100.00	1,099,900.00	
PhilHealth Contribution	50103030	11,200,000.00	716,066.48	7,898,804.82	3,301,195.18	
ECC Contribution	50103040	2,972,000.00	168,300.00	1,873,500.00	1,098,500.00	
<b>Total Personal Services</b>		<b>171,617,000.00</b>	<b>11,064,758.15</b>	<b>122,539,985.33</b>	<b>49,077,014.67</b>	
<b>Total Personal Services</b>		<b>2,578,148,178.97</b>	<b>198,949,212.39</b>	<b>1,888,855,179.83</b>	<b>689,292,999.14</b>	
<b>Maintenance and Other Operating Expenses</b>						
Travelling Expenses - Local	50201010	190,291,793.94	21,336,627.66	111,134,968.14	79,156,825.80	
Travelling Expenses - Foreign	50201020	31,744,515.33	247,772.60	9,351,158.17	22,393,357.16	
Training Expenses	50202010	13,425,876.25	2,825,678.77	8,444,272.52	4,981,603.73	
IT/Office Supplies Expenses	50203010	35,184,928.04	2,416,672.02	17,932,430.24	17,252,497.80	
Accountable Forms Expenses	50203020	1,269,860.00	1,560.00	298,360.00	971,500.00	
Medical,Dental & Lab. Supplies Expenses	50203080	1,396,000.00	56,661.00	337,080.75	1,058,919.25	
Fuel, Oil & Lubricants Expenses	50203090	4,105,000.00	65,615.84	2,155,107.07	1,949,892.93	
Military, Police & Traffic Supplies Exp.	50203120	1,000,000.00			1,000,000.00	
Semi-Expendable Office Equipment	50203210-02	1,000,000.00		216,328.00	783,672.00	
Semi-Expendable ICT Equipment	50203210-03	1,178,800.00	96,946.00	547,397.46	631,402.54	
Semi-Expendable Communication Equipment	50203210-07	870,000.00		85,710.00	784,290.00	
Semi-Expendable Disaster Response & Resc	50203210-08	1,000,000.00	12,500.00	12,500.00	987,500.00	
Semi-Expendable Military,Police & Securi	50203210-09	1,013,500.00	127,500.00	255,920.00	757,580.00	
Semi-Expendable Medical Equipment	50203210-10	750,000.00		8,079.00	741,921.00	
Semi-Expendable Printing Equipment	50203210-11	750,000.00			750,000.00	
Semi-Expendable Sports Equipment	50203210-12	500,000.00			500,000.00	
Semi-Expendable Other Machinery & Equipm	50203210-99	1,512,700.00	68,780.00	622,502.67	890,197.33	
Semi-Expendable Furniture & Fixture	50203220-01	720,940.00	313,035.00	352,875.00	368,065.00	
Semi-Expendable Books	50203220-02	700,000.00		149,142.20	550,857.80	
Other Supplies Expenses	50203990	11,269,470.90	931,231.40	4,728,668.35	6,540,802.55	
Water Expenses	50204010	5,179,248.00	1,289.35	1,784,090.92	3,395,157.08	
Electricity Expenses	50204020	15,632,624.00	3,832,967.50	9,873,788.74	5,758,835.26	
Postage & Deliveries Expenses	50205010	854,560.88	31,457.36	220,522.16	634,038.72	
Telephone and Mobile Expense	50205020	27,274,068.00	1,538,538.72	13,847,802.19	13,426,265.81	
Internet Expenses	50205030	8,873,309.52	497,546.38	4,207,554.20	4,665,755.32	

Allotment Class / Object of Expenditure  (1)	Code	Allotment Received  (2)	Obligations Incurred		Unobligated Balance of Allotment  (5) = (2) - (4)	REMARKS  (6)
			This Report  (3)	To Date  (4)		
Cable, Radio, Sattelite Expenses	50205040	1,500,000.00		899,640.00	600,360.00	
Extraordinary and Miscellaneous Expenses	50210030	348,117,814.59	34,261,976.33	282,328,121.39	65,789,693.20	
Legal Services	50211010	853,862.32	5,088.00	68,962.32	784,900.00	
Auditing Expenses	50211020	3,300,000.00	258,625.89	1,211,486.82	2,088,513.18	
Consultancy Services	50211030	122,735,897.99	8,410,594.09	70,853,512.91	51,882,385.08	
Other Professional Services	50211990	23,989,348.68	1,593,150.00	13,011,072.26	10,978,276.42	
Environment/Sanitary Services	50212010	500,000.00	90,000.00	172,390.00	327,610.00	
Janitorial Services	50212020	25,000,000.00	2,687,605.97	13,480,218.13	11,519,781.87	
Security Services	50212030	5,250,000.00	347,764.48	3,477,644.80	1,772,355.20	
Other General Services	50212990	1,500,000.00			1,500,000.00	
Repair & Maint. - Office Bldgs.	50213040-01	700,000.00			700,000.00	
Repair & Maint. - Office Equip.	50213050-02	500,000.00		9,200.00	490,800.00	
Repair & Maint. - IT Equipment	50213050-03	500,000.00		80,000.00	420,000.00	
Repair & Maint. - Communication Eqpt.	50213050-07	500,000.00	131,040.00	131,040.00	368,960.00	
Repair & Maint.-Fire Equipment	50213050-09	500,000.00		14,820.00	485,180.00	
Repair & Maint. - Medical, Dental, etc.	50213050-11	500,000.00			500,000.00	
Repair & Maint. - Motor Vehicle	50213060-01	1,914,050.00	31,121.79	822,846.64	1,091,203.36	
Repair & Maint. - Furn. & Fixtures	50213070	1,500,000.00		100,000.00	1,400,000.00	
Rep&Maint-Semi Exp-Office Equip	50213210-02	200,000.00			200,000.00	
Rep&Maint-Semi Exp-IT Equip	50213210-03	200,000.00			200,000.00	
Rep&Maint-Semi Exp-Other Machinery Equip	50213210-99	500,000.00			500,000.00	
Rep&Maint-Semi Exp-Furniture&Fixturre	50213220-01	100,000.00			100,000.00	
Repair & Maint. - Other Property, etc.	50213990	2,500,000.00	31,800.00	767,430.00	1,732,570.00	
Taxes, Duties and Licenses	50215010	800,000.00		49,941.50	750,058.50	
Fidelity Bond Premium	50215020	1,198,062.50	2,105.14	266,842.19	931,220.31	
Insurance Premiums	50215030	2,790,000.00	112,738.21	1,549,422.67	1,240,577.33	
Advertisement Expenses	50299010	4,216,000.00	20,563.20	41,126.40	4,174,873.60	
Printing & Binding Expenses	50299020	3,843,500.00		1,011,557.00	2,831,943.00	
Representation Expenses	50299030	105,282,622.27	8,381,211.74	69,772,969.90	35,509,652.37	
Transportation & Delivery Expenses	50299040	782,000.00		15,000.00	767,000.00	
Rent Expenses	50299050	163,176,412.92	40,810,247.56	134,902,671.65	28,273,741.27	
Membership Dues & Contribution to Orgns	50299060	1,947,000.00		1,009,292.03	937,707.97	
Subscription Expenses	50299070	7,467,820.23	-138,117.71	3,576,427.46	3,891,392.77	
Other Maintenance and Other Operating Ex	50299990	547,208,234.67	46,642,916.24	414,686,167.59	132,522,067.08	
<b>Total Maintenance and Other Operating Expenses</b>		<b>1,739,069,821.03</b>	<b>178,082,810.53</b>	<b>1,200,876,061.44</b>	<b>538,193,759.59</b>	

Allotment Class / Object of Expenditure  (1)	Code	Allotment Received  (2)	Obligations Incurred		Unobligated Balance of Allotment  (5) = (2) - (4)	REMARKS  (6)
			This Report  (3)	To Date  (4)		
<b>Capital Outlays</b>						
Other Structure	10604990	8,000,000.00			8,000,000.00	
Office Equipment	10605020	9,250,000.00	53,768.88	396,988.88	8,853,011.12	
IT Equipment	10605030	10,519,340.00	1,014,474.20	2,850,930.80	7,668,409.20	
Communication Equipment	10605070	3,000,000.00			3,000,000.00	
Firefighting Equipment & Accessories	10605090-01	2,000,000.00			2,000,000.00	
Military, Police & Security Equipment	10605100	3,000,000.00			3,000,000.00	
Medical, Dental & Laboratory Equipment	10605110	1,000,000.00			1,000,000.00	
Printing Equipment	10605120	1,500,000.00			1,500,000.00	
Sports Equipment	10605130	1,000,000.00			1,000,000.00	
Motor Vehicles	10606010	3,000,000.00			3,000,000.00	
Furniture & Fixture Equipment	10607010	2,000,000.00	63,359.00	63,359.00	1,936,641.00	
Library Books	10607020	2,000,000.00			2,000,000.00	
Other Property, etc.	10698990	34,380,660.00	100,000.00	736,449.00	33,644,211.00	
Computer Software	10801020	15,000,000.00	755,223.80	3,221,564.82	11,778,435.18	
<b>Total Capital Outlays</b>		<b>95,650,000.00</b>	<b>1,986,825.88</b>	<b>7,269,292.50</b>	<b>88,380,707.50</b>	
<b>Total Current Operating Expenditures</b>		<b>4,412,868,000.00</b>	<b>379,018,848.80</b>	<b>3,097,000,533.77</b>	<b>1,315,867,466.23</b>	
<b>TOTAL CURRENT OPERATING EXPENDITURES</b>		<b>4,412,868,000.00</b>	<b>379,018,848.80</b>	<b>3,097,000,533.77</b>	<b>1,315,867,466.23</b>	
<b>CONTINUING APPROPRIATIONS</b>						
<b>REGULAR</b>						
<b>Maintenance and Other Operating Expenses</b>						
Travelling Expenses - Local	50201010	101,335,408.83	891,619.12	85,518,957.01	15,816,451.82	
Travelling Expenses - Foreign	50201020	41,028,247.09	1,223,128.21	27,198,298.43	13,829,948.66	
Training Expenses	50202010	633,000.00	5,000.00	272,520.00	360,480.00	
Scholarship Expenses	50202020	50,000.00			50,000.00	
IT/Office Supplies Expenses	50203010	7,665,448.37	549,796.72	1,245,981.25	6,419,467.12	
Accountable Forms Expenses	50203020	10,000.00	1,000.00	1,000.00	9,000.00	
Semi-Expendable Machinery	50203210-01	6,416.00			6,416.00	
Semi-Expendable Office Equipment	50203210-02	283,186.00		70,770.00	212,416.00	
Semi-Expendable ICT Equipment	50203210-03	232,432.00	34,125.00	92,854.60	139,577.40	
Semi-Expendable Communication Equipment	50203210-07	187,962.00			187,962.00	
Semi-Expendable Other Machinery & Equipm	50203210-99	123,936.32		11,397.92	112,538.40	
Semi-Expendable Books	50203220-02	20,000.00			20,000.00	
Other Supplies Expenses	50203990	3,024,473.99	31,363.13	95,836.44	2,928,637.55	



Allotment Class / Object of Expenditure  (1)	Code	Allotment Received  (2)	Obligations Incurred		Unobligated Balance of Allotment  (5) = (2) - (4)	REMARKS  (6)
			This Report  (3)	To Date  (4)		
Water Expenses	50204010	6,087,531.61	1,455,938.17	4,970,584.89	1,116,946.72	
Electricity Expenses	50204020	25,166,163.00		25,000,000.00	166,163.00	
Postage & Deliveries Expenses	50205010	300,530.00		6,870.58	293,659.42	
Telephone and Mobile Expense	50205020	6,843,030.32	47,177.87	1,642,174.44	5,200,855.88	
Internet Expenses	50205030	3,198,945.48	286,891.24	1,484,371.50	1,714,573.98	
Extraordinary and Miscellaneous Expenses	50210030	29,737,492.03	106,200.00	15,907,993.55	13,829,498.48	
Legal Services	50211010	128,600.00		14,600.00	114,000.00	
Consultancy Services	50211030	156,757,479.63	9,944,632.18	97,123,640.52	59,633,839.11	
Other Professional Services	50211990	26,534,533.06	1,141,155.42	17,950,761.82	8,583,771.24	
Janitorial Services	50212020	15,000,000.00	172,674.97	14,367,637.86	632,362.14	
Repair & Maint. - IT Equipment	50213050-03	50,000.00			50,000.00	
Repair & Maint. - Motor Vehicle	50213060-01	691,911.00	90,000.00	492,342.00	199,569.00	
Repair & Maint. - Other Property, etc.	50213990	220,000.00			220,000.00	
Fidelity Bond Premium	50215020	72,500.00	30,000.00	52,500.00	20,000.00	
Printing & Binding Expenses	50299020	102,000.00		6,000.00	96,000.00	
Representation Expenses	50299030	38,881,617.93	2,445,702.04	25,853,691.27	13,027,926.66	
Rent Expenses	50299050	56,174,325.88	255,745.77	50,530,657.82	5,643,668.06	
Subscription Expenses	50299070	7,919,190.59	-15,825.00	3,301,824.01	4,617,366.58	
Other Maintenance and Other Operating Ex	50299990	151,089,804.26	1,983,677.63	95,857,507.26	55,232,297.00	
<b>Total Maintenance and Other Operating Expenses</b>		<b>679,556,165.39</b>	<b>20,680,002.47</b>	<b>469,070,773.17</b>	<b>210,485,392.22</b>	
<b>Capital Outlays</b>						
Other Structure	10604990	3,500,000.00			3,500,000.00	
Office Equipment	10605020	6,930,962.61	100,000.00	438,200.00	6,492,762.61	
IT Equipment	10605030	19,194,624.40	4,012,261.36	14,786,824.76	4,407,799.64	
Communication Equipment	10605070	1,072,271.00		530,000.00	542,271.00	
Firefighting Equipment & Accessories	10605090-01	1,500,000.00	26,500.00	26,500.00	1,473,500.00	
Military, Police & Security Equipment	10605100	1,772,400.00		807,599.00	964,801.00	
Medical, Dental & Laboratory Equipment	10605110	1,500,000.00			1,500,000.00	
Printing Equipment	10605120	500,000.00			500,000.00	
Sports Equipment	10605130	500,000.00			500,000.00	
Motor Vehicles	10606010	5,600,000.00		560,000.00	5,040,000.00	
Furniture & Fixture Equipment	10607010	2,461,724.48	236,900.00	422,748.00	2,038,976.48	
Library Books	10607020	1,300,000.00			1,300,000.00	
Other Property, etc.	10698990	209,165,683.40	56,996,195.40	63,667,304.01	145,498,379.39	
Computer Software	10801020	166,712.98		166,712.98		




Allotment Class / Object of Expenditure  (1)	Code	Allotment Received  (2)	Obligations Incurred		Unobligated Balance of Allotment  (5) = (2) - (4)	REMARKS  (6)
			This Report  (3)	To Date  (4)		
<i>Total Capital Outlays</i>		255,164,378.87	61,371,856.76	81,405,888.75	173,758,490.12	
<i>Total Continuing Appropriations Regular</i>		934,720,544.26	82,051,859.23	550,476,661.92	384,243,882.34	
<b>TOTAL CONTINUING APPROPRIATIONS</b>		934,720,544.26	82,051,859.23	550,476,661.92	384,243,882.34	
<b>TOTAL PROPER AND SECRETARIAT</b>		5,347,538,544.26	461,070,708.03	3,647,477,195.69	1,700,111,348.57	
<b>PROGRAM B - LOCALLY FUNDED PROJECTS</b>						
<b>LOCALLY FUNDED PROJECTS</b>						
<b>CURRENT OPERATING EXPENDITURES</b>						
Maintenance and Other Operating Expenses						
Research, Exploration & Dev Exp.	50207020	69,356,000.00			69,356,000.00	
<i>Total Maintenance and Other Operating Expenses</i>		69,356,000.00			69,356,000.00	
Capital Outlays						
SENATE RELOCATION	10601010	600,000,000.00		600,000,000.00		
Office Buildings	10604010	900,000,000.00		900,000,000.00		
<i>Total Capital Outlays</i>		1,500,000,000.00		1,500,000,000.00		
<i>Total Current Operating Expenditures</i>		1,569,356,000.00		1,500,000,000.00	69,356,000.00	
<b>TOTAL LOCALLY-FUNDED PROJECTS</b>		1,569,356,000.00		1,500,000,000.00	69,356,000.00	
<b>CONTINUING APPROPRIATIONS</b>						
<b>REGULAR</b>						
Maintenance and Other Operating Expenses						
Research, Exploration & Dev Exp.	50207020	69,356,000.00			69,356,000.00	
<i>Total Maintenance and Other Operating Expenses</i>		69,356,000.00			69,356,000.00	
<i>Total Continuing Appropriations Regular</i>		69,356,000.00			69,356,000.00	
<b>TOTAL CONTINUING APPROPRIATIONS</b>		69,356,000.00			69,356,000.00	
<b>TOTAL PROGRAM B</b>		1,638,712,000.00		1,500,000,000.00	138,712,000.00	

<b>GRAND TOTAL</b>	6,986,300,544.26	461,070,708.03	5,147,477,195.69	1,838,823,348.57
--------------------	------------------	----------------	------------------	------------------

Certified Correct:

Submitted By:

  
**RIOSA C. MANALANSAN**  
 Chief, Legislative Budget Service  
 

  
**ATTY. MYRA MARIE D. VILLARICA**  
 Senate Secretary  
 

**STATEMENT OF ALLOTMENT, OBLIGATIONS AND BALANCES**

As of December 31, 2018

(Summary by Source)

DEPARTMENT

Agency: SENATE

Fund: General

Allotment Class / Object of Expenditure  (1)	Code	Allotment Received  (2)	Obligations Incurred		Unobligated Balance of Allotment  (5) = (2) - (4)	REMARKS  (6)
			This Report  (3)	To Date  (4)		
<b>PROGRAM A1 &amp; A2</b>						
<b>SECRETARIAT AND LEGISLATIVE PROPER SERVICES</b>						
<b>CURRENT OPERATING EXPENDITURES</b>						
<b>Personal Services</b>						
Salaries - Itemized Position	50101010	865,096,583.34	74,268,903.14	865,096,583.34		
Salary Increase	50101010-03	113,260,818.37	9,652,938.74	113,280,818.37		
Salaries & Wages - Unfilled Position	50101010-A					
Casual Wages	50101020-01	38,861,220.59	2,930,578.16	38,861,220.59		
Contractual Wages	50101020-02	12,135,691.47	1,054,063.00	12,135,691.47		
Casual Increase	50101020-13	1,606,299.78	123,619.82	1,606,299.78		
Contractual Increase	50101020-23	1,440,530.07	125,061.00	1,440,530.07		
PERA	50102010	41,064,356.41	3,513,635.25	41,064,356.41		
Representation Allowance (RA)	50102020	11,529,370.97	968,000.00	11,529,370.97		
Transportation Allowance (TA)	50102030	10,052,370.97	844,000.00	10,052,370.97		
Clothing/Uniform Allowance	50102040	10,062,000.00	-6,000.00	10,062,000.00		
Health Workers Benefits	50102060	190,100.00	26,400.00	190,100.00		
Honoraria	50102100	867,380.00	46,875.00	867,380.00		
Longevity Pay	50102120	61,642,959.15	314,369.35	61,642,959.15		
Overtime Services	50102130	27,135,001.61	845,792.49	27,135,001.61		
Year-End Bonus	50102140	73,106,372.85	764,397.15	73,106,372.85		
Year-End Bonus Increase	50102140-03	9,174,386.40	91,397.20	9,174,386.40		
Cash Gift	50102150	8,446,750.00	84,250.00	8,446,750.00		
Other Bonuses and Allowances	50102990	186,391,069.47	52,389,122.33	186,391,069.47		
Provident Fund Contributions (SEF)	50103050	17,354,937.32	1,450,583.14	17,354,937.32		
Retirement Benefits - Civilians	50104020					
Terminal Leave	50104030	15,665,749.40	4,085,554.46	15,665,749.40		
Other Personnel Benefits	50104990	627,432,207.85	212,646,421.29	627,432,207.85		

Allotment Class / Object of Expenditure  (1)	Code	Allotment Received  (2)	Obligations Incurred		Unobligated Balance of Allotment  (5) = (2) - (4)	REMARKS  (6)
			This Report  (3)	To Date  (4)		
<i>Total Personal Services</i>		2,132,536,156.02	366,220,961.52	2,132,536,156.02		
Personal Services						
GSIS Contribution	50103010	130,473,000.00	9,397,279.68	106,972,052.65	23,500,947.35	
GSIS increase	50103010-03	24,000,000.00	1,075,372.68	14,396,180.22	9,603,819.78	
Pag-Ibig Contribution	50103020	2,052,750.00	180,650.00	2,052,750.00		
PhilHealth Contribution	50103030	8,688,684.95	789,880.13	8,688,684.95		
ECC Contribution	50103040	2,053,150.00	179,650.00	2,053,150.00		
<i>Total Personal Services</i>		167,267,584.95	11,622,832.49	134,162,817.82	33,104,767.13	
<b>Total Personal Services</b>		<b>2,299,803,740.97</b>	<b>377,843,794.01</b>	<b>2,266,698,973.84</b>	<b>33,104,767.13</b>	
Maintenance and Other Operating Expenses						
Travelling Expenses - Local	50201010	250,740,758.63	23,593,183.12	134,728,151.26	116,012,607.37	
Travelling Expenses - Foreign	50201020	28,387,343.56	1,830,711.80	11,181,869.97	17,205,473.59	
Training Expenses	50202010	11,385,189.64	2,628,043.19	11,072,315.71	312,873.93	
IT/Office Supplies Expenses	50203010	28,886,596.00	1,938,619.06	19,871,049.30	9,015,546.70	
Accountable Forms Expenses	50203020	300,960.00	2,600.00	300,960.00		
Medical,Dental & Lab. Supplies Expenses	50203080	382,452.75	45,372.00	382,452.75		
Fuel, Oil & Lubricants Expenses	50203090	2,568,854.60	413,747.53	2,568,854.60		
Military, Police & Traffic Supplies Exp.	50203120					
Semi-Expendable Office Equipment	50203210-02	459,051.00	242,723.00	459,051.00		
Semi-Expendable ICT Equipment	50203210-03	829,218.46	155,049.00	702,446.46	126,772.00	
Semi-Expendable Communication Equipment	50203210-07	233,820.00	133,110.00	216,820.00	15,000.00	
Semi-Expendable Disaster Response & Resc	50203210-08	12,500.00		12,500.00		
Semi-Expendable Military,Police & Securi	50203210-09	369,920.00	114,000.00	369,920.00		
Semi-Expendable Medical Equipment	50203210-10	8,079.00		8,079.00		
Semi-Expendable Printing Equipment	50203210-11					
Semi-Expendable Sports Equipment	50203210-12					
Semi-Expendable Other Machinery & Equipm	50203210-99	1,669,155.93	1,001,653.26	1,524,155.93	45,000.00	
Semi-Expendable Furniture & Fixture	50203220-01	760,787.00	404,653.36	757,528.36	3,258.64	
Semi-Expendable Books	50203220-02	332,772.20	183,630.00	332,772.20		
Other Supplies Expenses	50203990	7,866,482.47	390,077.30	5,118,745.65	2,747,736.82	
Water Expenses	50204010	6,386,629.98	467,740.94	1,316,349.98	5,070,280.00	
Electricity Expenses	50204020	35,002,462.79	6,871,159.05	16,744,947.79	18,257,515.00	
Postage & Deliveries Expenses	50205010	707,841.32	370,233.70	590,755.86	117,085.46	
Telephone and Mobile Expense	50205020	23,343,763.03	1,314,502.82	15,162,305.01	8,181,458.02	
Internet Expenses	50205030	7,415,524.47	459,259.95	4,666,814.15	2,748,710.32	

Allotment Class / Object of Expenditure  (1)	Code	Allotment Received  (2)	Obligations Incurred		Unobligated Balance of Allotment  (5) = (2) - (4)	REMARKS  (6)
			This Report  (3)	To Date  (4)		
Cable, Radio, Sattelite Expenses	50205040	907,790.00	8,150.00	907,790.00		
Extraordinary and Miscellaneous Expenses	50210030	376,139,805.19	39,151,534.20	321,479,655.59	54,660,149.60	
Legal Services	50211010	306,012.32	42,650.00	111,612.32	194,400.00	
Auditing Expenses	50211020	3,035,152.82	1,823,666.00	3,035,152.82		
Consultancy Services	50211030	210,402,742.85	11,425,898.11	82,280,411.02	128,122,331.83	
Other Professional Services	50211990	22,999,218.56	1,498,150.00	14,497,222.26	8,500,996.30	
Environment/Sanitary Services	50212010	172,390.00		172,390.00		
Janitorial Services	50212020	36,828,186.39	5,347,968.26	18,828,186.39	18,000,000.00	
Security Services	50212030	6,701,754.42	724,109.62	4,201,754.42	2,500,000.00	
Other General Services	50212990					
Repair & Maint. - Office Bldgs.	50213040-01					
Repair & Maint. - Office Equip.	50213050-02	9,200.00		9,200.00		
Repair & Maint. - IT Equipment	50213050-03	80,000.00		80,000.00		
Repair & Maint. - Communication Eqpt.	50213050-07	93,000.00	-38,040.00	93,000.00		
Repair & Maint.-Fire Equipment	50213050-09	14,820.00		14,820.00		
Repair & Maint. - Medical, Dental, etc.	50213050-11					
Repair & Maint. - Motor Vehicle	50213060-01	1,106,864.28	164,017.64	986,864.28	120,000.00	
Repair & Maint. - Furn. & Fixtures	50213070	100,000.00		100,000.00		
Rep&Maint-Semi Exp-Office Equip	50213210-02					
Rep&Maint-Semi Exp-IT Equip	50213210-03					
Rep&Maint-Semi Exp-Other Machinery Equip	50213210-99					
Rep&Maint-Semi Exp-Furniture&Fixturre	50213220-01					
Repair & Maint. - Other Property, etc.	50213990	916,846.00	149,416.00	916,846.00		
Taxes, Duties and Licenses	50215010	50,151.50	210.00	50,151.50		
Fidelity Bond Premium	50215020	340,074.69	61,982.50	328,824.69	11,250.00	
Insurance Premiums	50215030	1,549,422.67		1,549,422.67		
Advertisement Expenses	50299010	71,126.40		41,126.40	30,000.00	
Printing & Binding Expenses	50299020	823,797.00	-199,760.00	811,797.00	12,000.00	
Representation Expenses	50299030	124,268,437.91	18,824,517.35	88,597,487.25	35,670,950.66	
Transportation & Delivery Expenses	50299040	15,000.00		15,000.00		
Rent Expenses	50299050	201,166,530.56	6,412,745.92	141,315,417.57	59,851,112.99	
Membership Dues & Contribution to Orgns	50299060	1,009,292.03		1,009,292.03		
Subscription Expenses	50299070	5,524,130.18	-53,162.62	3,523,264.84	2,000,865.34	
Other Maintenance and Other Operating Ex	50299990	613,973,350.43	47,569,893.23	462,256,060.82	151,717,289.61	
<b>Total Maintenance and Other Operating Expenses</b>		<b>2,016,654,259.03</b>	<b>174,527,533.41</b>	<b>1,375,403,594.85</b>	<b>641,250,664.18</b>	

Allotment Class / Object of Expenditure (1)	Code	Allotment Received (2)	Obligations Incurred		Unobligated Balance of Allotment (5) = (2) - (4)	REMARKS (6)
			This Report (3)	To Date (4)		
<b>Capital Outlays</b>						
Other Structure	10604990	8,000,000.00			8,000,000.00	
Office Equipment	10605020	8,295,960.00	-303,458.86	93,530.00	8,802,430.00	
IT Equipment	10605030	10,940,073.32	1,397,623.32	4,248,554.12	6,691,519.20	
Communication Equipment	10605070	3,000,000.00			3,000,000.00	
Firefighting Equipment & Accessories	10605090-01	2,000,000.00			2,000,000.00	
Military, Police & Security Equipment	10605100	3,000,000.00			3,000,000.00	
Medical, Dental & Laboratory Equipment	10605110	1,000,000.00			1,000,000.00	
Printing Equipment	10605120	1,538,500.00			1,538,500.00	
Sports Equipment	10605130	1,000,000.00			1,000,000.00	
Motor Vehicles	10606010	3,000,000.00			3,000,000.00	
Furniture & Fixture Equipment	10607010	2,110,000.00	59,396.26	122,755.26	1,987,244.74	
Library Books	10607020	2,000,000.00			2,000,000.00	
Other Property, etc.	10698990	34,925,466.68	1,132,025.28	1,868,474.28	33,056,992.40	
Computer Software	10801020	15,000,000.00	458,939.71	3,680,504.53	11,319,495.47	
<b>Total Capital Outlays</b>		<b>96,410,000.00</b>	<b>2,744,525.69</b>	<b>10,013,818.19</b>	<b>86,396,181.81</b>	
<b>Total Current Operating Expenditures</b>		<b>4,412,868,000.00</b>	<b>555,115,853.11</b>	<b>3,652,116,386.88</b>	<b>760,751,613.12</b>	
<b>TOTAL CURRENT OPERATING EXPENDITURES</b>		<b>4,412,868,000.00</b>	<b>555,115,853.11</b>	<b>3,652,116,386.88</b>	<b>760,751,613.12</b>	
<b>CONTINUING APPROPRIATIONS</b>						
<b>REGULAR</b>						
<b>Maintenance and Other Operating Expenses</b>						
Travelling Expenses - Local	50201010	101,335,408.83	106,949.10	85,625,906.11	15,709,502.72	
Travelling Expenses - Foreign	50201020	41,028,247.09	-153,290.49	27,045,007.94	13,983,239.15	
Training Expenses	50202010	633,000.00	1,000.00	273,520.00	359,480.00	
Scholarship Expenses	50202020	50,000.00			50,000.00	
IT/Office Supplies Expenses	50203010	7,665,448.37	-113,004.65	1,132,976.60	6,532,471.77	
Accountable Forms Expenses	50203020	10,000.00		1,000.00	9,000.00	
Semi-Expendable Machinery	50203210-01	6,416.00			6,416.00	
Semi-Expendable Office Equipment	50203210-02	283,186.00		70,770.00	212,416.00	
Semi-Expendable ICT Equipment	50203210-03	232,432.00		92,854.60	139,577.40	
Semi-Expendable Communication Equipment	50203210-07	187,962.00			187,962.00	
Semi-Expendable Other Machinery & Equipm	50203210-99	123,936.32		11,397.92	112,538.40	
Semi-Expendable Books	50203220-02	20,000.00			20,000.00	
Other Supplies Expenses	50203990	3,024,473.99	7,820.71	103,657.15	2,920,816.84	


Allotment Class / Object of Expenditure (1)	Code	Allotment Received (2)	Obligations Incurred		Unobligated Balance of Allotment (5) = (2) - (4)	REMARKS (6)
			This Report (3)	To Date (4)		
Water Expenses	50204010	6,087,531.61	1,077,046.72	6,047,631.61	39,900.00	
Electricity Expenses	50204020	25,166,163.00		25,000,000.00	166,163.00	
Postage & Deliveries Expenses	50205010	300,530.00	6,199.42	13,070.00	287,460.00	
Telephone and Mobile Expense	50205020	6,843,030.32	147,664.08	1,789,838.52	5,053,191.80	
Internet Expenses	50205030	3,198,945.48	-112,122.00	1,372,249.50	1,826,695.98	
Extraordinary and Miscellaneous Expenses	50210030	29,737,492.03	25,206.45	15,933,200.00	13,804,292.03	
Legal Services	50211010	128,600.00	-2,900.00	11,700.00	116,900.00	
Consultancy Services	50211030	156,757,479.63	9,633,026.68	106,756,667.20	50,000,812.43	
Other Professional Services	50211990	26,534,533.06	891,190.32	18,841,952.14	7,692,580.92	
Janitorial Services	50212020	15,000,000.00	632,362.14	15,000,000.00		
Repair & Maint. - IT Equipment	50213050-03	50,000.00			50,000.00	
Repair & Maint. - Motor Vehicle	50213060-01	691,911.00	-151,982.05	340,359.95	351,551.05	
Repair & Maint. - Other Property, etc.	50213990	220,000.00			220,000.00	
Fidelity Bond Premium	50215020	72,500.00	-7,500.00	45,000.00	27,500.00	
Printing & Binding Expenses	50299020	102,000.00	-4,908.00	1,092.00	100,908.00	
Representation Expenses	50299030	38,861,617.93	2,612,340.09	25,466,031.36	10,415,586.57	
Rent Expenses	50299050	56,174,325.88	991,849.39	51,522,507.21	4,651,818.67	
Subscription Expenses	50299070	7,919,190.59	916,433.00	4,218,257.01	3,700,933.58	
Other Maintenance and Other Operating Ex	50299990	151,089,804.26	4,424,567.31	100,282,074.57	50,807,729.69	
<b>Total Maintenance and Other Operating Expenses</b>		<b>679,556,165.39</b>	<b>20,927,948.22</b>	<b>489,998,721.39</b>	<b>189,557,444.00</b>	
<b>Capital Outlays</b>						
Other Structure	10604990	3,500,000.00			3,500,000.00	
Office Equipment	10605020	6,930,962.61	90,148.88	528,348.88	6,402,613.73	
IT Equipment	10605030	19,194,624.40	288,645.00	15,075,469.76	4,119,154.64	
Communication Equipment	10605070	1,072,271.00	131,040.00	661,040.00	411,231.00	
Firefighting Equipment & Accessories	10605090-01	1,500,000.00		29,500.00	1,473,500.00	
Military, Police & Security Equipment	10605100	1,772,400.00		807,599.00	964,801.00	
Medical, Dental & Laboratory Equipment	10605110	1,500,000.00			1,500,000.00	
Printing Equipment	10605120	500,000.00			500,000.00	
Sports Equipment	10605130	500,000.00			500,000.00	
Motor Vehicles	10606010	5,600,000.00		560,000.00	5,040,000.00	
Furniture & Fixture Equipment	10607010	2,461,724.48	534,040.00	956,788.00	1,504,936.48	
Library Books	10607020	1,300,000.00			1,300,000.00	
Other Property, etc.	10698990	209,165,683.40	4,623,407.75	68,290,711.76	140,874,971.64	
Computer Software	10801020	166,712.98		166,712.98		



Allotment Class / Object of Expenditure (1)	Code	Allotment Received (2)	Obligations Incurred		Unobligated Balance of Allotment (5) = (2) - (4)	REMARKS (6)
			This Report (3)	To Date (4)		
<i>Total Capital Outlays</i>		255,164,378.87	5,667,281.63	87,073,170.38	168,091,208.49	
<i>Total Continuing Appropriations Regular</i>		934,720,544.26	26,595,229.65	577,071,891.77	357,648,652.49	
<b>TOTAL CONTINUING APPROPRIATIONS</b>		934,720,544.26	26,595,229.65	577,071,891.77	357,648,652.49	
<b>TOTAL PROPER AND SECRETARIAT</b>		5,347,588,544.26	581,711,082.96	4,229,188,278.65	1,118,400,265.61	
<b>PROGRAM B - LOCALLY FUNDED PROJECTS</b>						
<b>LOCALLY FUNDED PROJECTS</b>						
<b>CURRENT OPERATING EXPENDITURES</b>						
Maintenance and Other Operating Expenses						
Research, Exploration & Dev Exp.	50207020	69,356,000.00			69,356,000.00	
<i>Total Maintenance and Other Operating Expenses</i>		69,356,000.00			69,356,000.00	
Capital Outlays						
SENATE RELOCATION	10601010	600,000,000.00		600,000,000.00		
Office Buildings	10604010	900,000,000.00		900,000,000.00		
<i>Total Capital Outlays</i>		1,500,000,000.00		1,500,000,000.00		
<i>Total Current Operating Expenditures</i>		1,569,356,000.00		1,500,000,000.00	69,356,000.00	
<b>TOTAL LOCALLY-FUNDED PROJECTS</b>		1,569,356,000.00		1,500,000,000.00	69,356,000.00	
<b>CONTINUING APPROPRIATIONS</b>						
<b>REGULAR</b>						
Maintenance and Other Operating Expenses						
Research, Exploration & Dev Exp.	50207020	69,356,000.00			69,356,000.00	
<i>Total Maintenance and Other Operating Expenses</i>		69,356,000.00			69,356,000.00	
<i>Total Continuing Appropriations Regular</i>		69,356,000.00			69,356,000.00	
<b>TOTAL CONTINUING APPROPRIATIONS</b>		69,356,000.00			69,356,000.00	
<b>TOTAL PROGRAM B</b>		1,638,712,000.00		1,500,000,000.00	138,712,000.00	
<b>GRAND TOTAL</b>		6,986,300,544.26	581,711,082.96	5,729,188,278.65	1,257,112,265.61	

Certified Correct:

Submitted By:

  
 RIOSA C. MANALANSAN  
 Chief, Legislative Budget Service

  
 ATTY. MYRA MARIE D. VILLARICA