

STATEMENT OF ALLOTMENT, OBLIGATIONS AND BALANCES

As of January 31, 2020

(Summary by Source)

DEPARTMENT

Agency: SENATE

Fund: General

Allotment Class / Object of Expenditure (1)	Code	Allotment Received (2)	Obligations Incurred		Unobligated Balance of Allotment (5) = (2) - (4)	REMARKS (6)
			This Report (3)	To Date (4)		
PROGRAM A1 & A2						
SECRETARIAT AND LEGISLATIVE PROPER SERVICES						
CURRENT OPERATING EXPENDITURES						
Personnel Services						
Salaries - Itemized Position	50101010	1,412,523,091.02	95,217,612.97	95,217,612.97	1,317,305,478.05	
Salaries & Wages - Unfilled Position	50101010-A	95,780,000.00			95,780,000.00	
Casual Wages	50101020-01	50,000,000.00	3,706,824.35	3,706,824.35	46,293,175.65	
Contractual Wages	50101020-02	19,200,000.00	1,393,320.00	1,393,320.00	17,806,680.00	
Casual Increase	50101020-11	3,200,000.00			3,200,000.00	
Contractual Increase	50101020-21	800,000.00			800,000.00	
PERA	50102010	54,800,000.00	3,607,090.91	3,607,090.91	51,192,909.09	
Representation Allowance (RA)	50102020	13,564,000.00	961,000.00	961,000.00	12,603,000.00	
Transportation Allowance (TA)	50102030	12,564,000.00	837,000.00	837,000.00	11,727,000.00	
Clothing/Uniform Allowance	50102040	12,000,000.00			12,000,000.00	
Health Workers Benefits	50102060	500,000.00			500,000.00	
Honoraria	50102100	1,200,000.00			1,200,000.00	
Longevity Pay	50102120	88,000,000.00			88,000,000.00	
Overtime Services	50102130	33,500,000.00	2,209,477.03	2,209,477.03	31,290,522.97	
Year-End Bonus	50102140	101,500,000.00			101,500,000.00	
Cash Gift	50102150	11,000,000.00			11,000,000.00	
Other Bonuses and Allowances	50102990	200,726,000.00	100,845.16	100,845.16	200,625,154.84	
Provident Fund Contributions (SEF)	50103050	26,000,000.00	1,629,729.98	1,629,729.98	24,370,270.02	
Retirement Benefits - Civilians	50104020	12,068,000.00			12,068,000.00	
Terminal Leave	50104030	29,773,000.00	566,817.94	566,817.94	29,206,182.06	
Other Personnel Benefits	50104990	884,046,961.48	48,638,680.19	48,638,680.19	835,408,281.29	

Allotment Class / Object of Expenditure (1)	Code	Allotment Received (2)	Obligations Incurred		Unobligated Balance of Allotment (5) = (2) - (4)	REMARKS (6)
			This Report (3)	To Date (4)		
Total Personnel Services		3,062,745,052.50	158,868,398.53	158,868,398.53	2,903,876,653.97	
Personnel Services						
GSIS Contribution	50103010	166,261,000.00	12,322,603.83	12,322,603.83	153,938,396.17	
Pag-Ibig Contribution	50103020	4,300,000.00	195,600.00	195,600.00	4,104,400.00	
PhilHealth Contribution	50103030	16,500,000.00	1,049,364.42	1,049,364.42	15,450,635.58	
ECC Contribution	50103040	4,300,000.00	187,300.00	187,300.00	4,112,700.00	
Total Personnel Services		191,361,000.00	13,754,868.25	13,754,868.25	177,606,131.75	
Total Personnel Services		3,254,106,052.50	172,623,266.78	172,623,266.78	3,081,482,785.72	
Maintenance and Other Operating Expenses						
Travelling Expenses - Local	50201010	233,068,306.89	23,387,502.73	23,387,502.73	209,680,804.16	
Travelling Expenses - Foreign	50201020	30,306,134.00	2,278,148.96	2,278,148.96	28,027,985.04	
Training Expenses	50202010	8,938,000.00	1,754,667.34	1,754,667.34	7,183,332.66	
IT/Office Supplies Expenses	50203010	35,354,617.34	241,156.00	241,156.00	35,113,461.34	
Accountable Forms Expenses	50203020	1,264,400.00	1,000.00	1,000.00	1,263,400.00	
Welfare Good Expenses	50203060	400,000.00			400,000.00	
Medical,Dental & Lab. Supplies Expenses	50203080	1,396,000.00			1,396,000.00	
Fuel, Oil & Lubricants Expenses	50203090	4,105,000.00	11,000.00	11,000.00	4,094,000.00	
Military, Police & Traffic Supplies Exp.	50203120	900,000.00			900,000.00	
Semi-Expendable Office Equipment	50203210-02	300,000.00			300,000.00	
Semi-Expendable ICT Equipment	50203210-03	1,000,000.00			1,000,000.00	
Semi-Expendable Communication Equipment	50203210-07	500,000.00			500,000.00	
Semi-Expendable Disaster Response & Resc	50203210-08	500,000.00			500,000.00	
Semi-Expendable Military,Police & Securi	50203210-09	600,000.00			600,000.00	
Semi-Expendable Medical Equipment	50203210-10	1,500,000.00			1,500,000.00	
Semi-Expendable Printing Equipment	50203210-11	300,000.00			300,000.00	
Semi-Expendable Sports Equipment	50203210-12	300,000.00			300,000.00	
Semi-Expendable Other Machinery & Equipm	50203210-99	1,300,000.00			1,300,000.00	
Semi-Expendable Furniture & Fixture	50203220-01	1,000,000.00			1,000,000.00	
Semi-Expendable Books	50203220-02	500,000.00			500,000.00	
Other Supplies Expenses	50203990	17,456,119.98	431.00	431.00	17,455,688.98	
Water Expenses	50204010	5,246,944.00	588,201.90	588,201.90	4,658,742.10	
Electricity Expenses	50204020	39,396,772.00	16,000.00	16,000.00	39,380,772.00	
Postage & Deliveries Expenses	50205010	306,000.00	1,000.00	1,000.00	305,000.00	
Telephone and Mobile Expense	50205020	34,473,831.00	964,821.76	964,821.76	33,509,009.24	

Allotment Class / Object of Expenditure (1)	Code	Allotment Received (2)	Obligations Incurred		Unobligated Balance of Allotment (5) = (2) - (4)	REMARKS (6)
			This Report (3)	To Date (4)		
Internet Expenses	50205030	9,559,055.00				
Cable, Radio, Sattelite Expenses	50205040	1,505,000.00			9,348,775.00	
Confidential Expenses	50210010	100,000,000.00			1,505,000.00	
Extraordinary and Miscellaneous Expenses	50210030	405,123,382.00	28,437,777.00	28,437,777.00	100,000,000.00	
Legal Services	50211010	502,500.00			376,685,605.00	
Auditing Expenses	50211020	4,000,000.00	232,518.84	232,518.84	502,500.00	
Consultancy Services	50211030	148,079,832.68	1,860,685.00	1,860,685.00	3,767,481.16	
Other Professional Services	50211990	2,154,500.00	485,000.00	485,000.00	146,219,147.68	
Environment/Sanitary Services	50212010	800,000.00			1,669,500.00	
Janitorial Services	50212020	20,000,000.00			800,000.00	
Security Services	50212030	2,500,000.00			20,000,000.00	
Other General Services	50212990	1,500,000.00			2,500,000.00	
Repair & Maint. - Office Bldgs.	50213040-01	1,000,000.00			1,500,000.00	
Repair & Maint. - Office Equip.	50213050-02	200,000.00			1,000,000.00	
Repair & Maint. - IT Equipment	50213050-03	500,000.00			200,000.00	
Repair & Maint. - Communication Eqpt.	50213050-07	1,500,000.00	20,000.00	20,000.00	500,000.00	
Repair & Maint.-Fire Equipment	50213050-09	300,000.00			1,480,000.00	
Repair & Maint. - Medical, Dental, etc.	50213050-11	200,000.00			300,000.00	
Repair & Maint. - Motor Vehicle	50213060-01	2,050,000.00	50,000.00	50,000.00	200,000.00	
Repair & Maint. - Furn. & Fixtures	50213070	500,000.00			2,000,000.00	
Rep&Maint-Semi Exp-Office Equip	50213210-02	100,000.00			500,000.00	
Rep&Maint-Semi Exp-IT Equip	50213210-03	100,000.00			100,000.00	
Rep&Maint-Semi Exp-Disaster Response	50213210-08	100,000.00			100,000.00	
Rep&Maint-Semi Exp-Other Machinery Equip	50213210-99	100,000.00			100,000.00	
Rep&Maint-Semi Exp-Furniture&Fixturre	50213220-01	100,000.00			100,000.00	
Repair & Maint. - Other Property, etc.	50213990	2,300,000.00			100,000.00	
Taxes, Duties and Licenses	50215010	500,000.00			2,300,000.00	
Fidelity Bond Premium	50215020	600,000.00	450.00	450.00	500,000.00	
Insurance Premiums	50215030	2,500,000.00	1,677,214.96	1,677,214.96	599,550.00	
Advertisement Expenses	50299010	3,500,000.00			822,785.04	
Printing & Binding Expenses	50299020	3,401,000.00	871,000.00	871,000.00	3,500,000.00	
Representation Expenses	50299030	86,610,486.93	5,757,168.92	5,757,168.92	2,530,000.00	
Transportation & Delivery Expenses	50299040	782,000.00			80,853,318.01	
Rent Expenses	50299050	219,324,368.00	43,308,091.40	43,308,091.40	782,000.00	
Membership Dues & Contribution to Orgns	50299060	1,947,000.00			176,016,276.60	
					1,947,000.00	

Allotment Class / Object of Expenditure (1)	Code	Allotment Received (2)	Obligations Incurred		Unobligated Balance of Allotment (5) = (2) - (4)	REMARKS (6)
			This Report (3)	To Date (4)		
Subscription Expenses	50299070	16,040,978.00	42,187.00	42,187.00	15,998,791.00	
Other Maintenance and Other Operating Ex	50299990	456,664,719.68	47,328,301.68	47,328,301.68	409,336,418.00	
Total Maintenance and Other Operating Expenses		1,917,056,947.50	159,524,604.49	159,524,604.49	1,757,532,343.01	
Capital Outlays						
Office Equipment	10605020	5,300,000.00			5,300,000.00	
IT Equipment	10605030	22,800,000.00			22,800,000.00	
Communication Equipment	10605070	800,000.00			800,000.00	
Firefighting Equipment & Accessories	10605090-01	300,000.00			300,000.00	
Military, Police & Security Equipment	10605100	3,500,000.00			3,500,000.00	
Medical, Dental & Laboratory Equipment	10605110	1,400,000.00			1,400,000.00	
Sports Equipment	10605130	500,000.00			500,000.00	
Motor Vehicles	10606010	20,000,000.00			20,000,000.00	
Furniture & Fixture Equipment	10607010	1,000,000.00			1,000,000.00	
Library Books	10607020	1,500,000.00			1,500,000.00	
Other Property, etc.	10698990	15,900,000.00			15,900,000.00	
Computer Software	10801020	12,000,000.00			12,000,000.00	
Total Capital Outlays		85,000,000.00			85,000,000.00	
Total Current Operating Expenditures		5,256,163,000.00	332,147,871.27	332,147,871.27	4,924,015,128.73	
TOTAL CURRENT OPERATING EXPENDITURES		5,256,163,000.00	332,147,871.27	332,147,871.27	4,924,015,128.73	
CONTINUING APPROPRIATIONS						
REGULAR						
Maintenance and Other Operating Expenses						
Travelling Expenses - Local	50201010	159,928,994.00	950,000.00	950,000.00	158,978,994.00	
Travelling Expenses - Foreign	50201020	18,900,121.94			18,900,121.94	
Training Expenses	50202010	275,000.00			275,000.00	
IT/Office Supplies Expenses	50203010	6,102,060.85			6,102,060.85	
Accountable Forms Expenses	50203020	1,800.00			1,800.00	
Welfare Good Expenses	50203060	812,500.00	812,500.00	812,500.00		
Semi-Expendable Office Equipment	50203210-02	2,780.00			2,780.00	
Semi-Expendable ICT Equipment	50203210-03	54,700.00			54,700.00	
Semi-Expendable Communication Equipment	50203210-07	100.00			100.00	

Allotment Class / Object of Expenditure (1)	Code	Allotment Received (2)	Obligations Incurred		Unobligated Balance of Allotment (5) = (2) - (4)	REMARKS (6)
			This Report (3)	To Date (4)		
Semi-Expendable Other Machinery & Equipm	50203210-99	10,122.00			10,122.00	
Other Supplies Expenses	50203990	1,600,814.50			1,600,814.50	
Water Expenses	50204010	6,117,839.71			6,117,839.71	
Electricity Expenses	50204020	25,045,493.00			25,045,493.00	
Postage & Deliveries Expenses	50205010	11,941.17			11,941.17	
Telephone and Mobile Expense	50205020	6,114,236.88	10,000.00	10,000.00	6,104,236.88	
Internet Expenses	50205030	843,468.77	1,998.00	1,998.00	841,470.77	
Extraordinary and Miscellaneous Expenses	50210030	49,396,997.96			49,396,997.96	
Legal Services	50211010	30,000.00			30,000.00	
Consultancy Services	50211030	151,955,977.90			151,955,977.90	
Other Professional Services	50211990	840,400.00			840,400.00	
Janitorial Services	50212020	25,000,000.00			25,000,000.00	
Security Services	50212030	5,000,000.00			5,000,000.00	
Printing & Binding Expenses	50299020	86,000.00			86,000.00	
Representation Expenses	50299030	31,301,502.52	70,000.00	70,000.00	31,231,502.52	
Rent Expenses	50299050	61,709,383.09			61,709,383.09	
Subscription Expenses	50299070	649,670.00	5,000.00	5,000.00	644,670.00	
Other Maintenance and Other Operating Ex	50299990	187,958,419.29	1,995,000.00	1,995,000.00	185,963,419.29	
Total Maintenance and Other Operating Expenses		739,750,323.58	3,844,498.00	3,844,498.00	735,905,825.58	
Capital Outlays						
Office Equipment	10605020	17,314,810.00			17,314,810.00	
IT Equipment	10605030	22,507,988.72			22,507,988.72	
Communication Equipment	10605070	2,151,245.00			2,151,245.00	
Firefighting Equipment & Accessories	10605090-01	300,000.00			300,000.00	
Military, Police & Security Equipment	10605100	21,915,000.00			21,915,000.00	
Medical, Dental & Laboratory Equipment	10605110	1,390,000.00			1,390,000.00	
Printing Equipment	10605120	1,500,000.00			1,500,000.00	
Sports Equipment	10605130	2,000,000.00			2,000,000.00	
Motor Vehicles	10606010	2,750,000.00			2,750,000.00	
Furniture & Fixture Equipment	10607010	2,245,125.00			2,245,125.00	
Library Books	10607020	2,685,000.00			2,685,000.00	
Other Property, etc.	10698990	27,556,678.50			27,556,678.50	
Computer Software	10801020	33,800,000.00			33,800,000.00	

Allotment Class / Object of Expenditure (1)	Code	Allotment Received (2)	Obligations Incurred		Unobligated Balance of Allotment (5) = (2) - (4)	REMARKS (6)
			This Report (3)	To Date (4)		
<i>Total Capital Outlays</i>		138,115,847.22			138,115,847.22	
<i>Total Continuing Appropriations Regular</i>		877,866,170.80	3,844,498.00	3,844,498.00	874,021,672.80	
TOTAL CONTINUING APPROPRIATIONS		877,866,170.80	3,844,498.00	3,844,498.00	874,021,672.80	
TOTAL PROPER AND SECRETARIAT		6,134,029,170.80	335,992,369.27	335,992,369.27	5,798,036,801.53	
PROGRAM B - LOCALLY FUNDED PROJECTS						
SENATE RELOCATION						
CURRENT OPERATING EXPENDITURES						
Maintenance and Other Operating Expenses						
Consultancy Services	50211030	9,000,000.00			9,000,000.00	
Representation Expenses	50299030	520,000.00			520,000.00	
Other Maintenance and Other Operating Ex	50299990	480,000.00			480,000.00	
Total Maintenance and Other Operating Expenses		10,000,000.00			10,000,000.00	
Capital Outlays						
Office Buildings	10604010	4,377,000,000.00			4,377,000,000.00	
Total Capital Outlays		4,377,000,000.00			4,377,000,000.00	
Total Current Operating Expenditures		4,387,000,000.00			4,387,000,000.00	
TOTAL LOCALLY-FUNDED PROJECTS		4,387,000,000.00			4,387,000,000.00	
CONTINUING APPROPRIATIONS						
REGULAR						
Maintenance and Other Operating Expenses						
Consultancy Services	50211030	380,000.00			380,000.00	
Other Maintenance and Other Operating Ex	50299990	563,608.00			563,608.00	
Total Maintenance and Other Operating Expenses		943,608.00			943,608.00	
Total Continuing Appropriations Regular		943,608.00			943,608.00	
TOTAL CONTINUING APPROPRIATIONS		943,608.00			943,608.00	
TOTAL PROGRAM B		4,387,943,608.00			4,387,943,608.00	

GRAND TOTAL

10,521,972,778.80

335,992,369.27

335,992,369.27

10,185,980,409.53

Certified Correct:

Submitted By:



RIOS A C. MANALANSAN
Chief, Legislative Budget Service



ATTY. MYRA MARIE D. VILLARICA
Senate Secretary



STATEMENT OF ALLOTMENT, OBLIGATIONS AND BALANCES

As of February 29, 2020

(Summary by Source)

DEPARTMENT

Agency: SENATE

Fund: General

(1) Allotment Class / Object of Expenditure	Code	(2) Allotment Received	(4) Obligations Incurred		(5) = (2) - (4) Unobligated Balance of Allotment	(6) REMARKS
			(3) This Report	(4) To Date		
PROGRAM A1 & A2						
SECRETARIAT AND LEGISLATIVE PROPER SERVICES						
CURRENT OPERATING EXPENDITURES						
Personnel Services						
Salaries - Itemized Position	50101010	1,406,463,492.04	95,321,879.57	190,539,492.54	1,215,923,999.50	
Salaries & Wages - Unfilled Position	50101010-A	95,780,000.00			95,780,000.00	
Casual Wages	50101020-01	50,000,000.00	3,814,519.13	7,521,343.48	42,478,656.52	
Contractual Wages	50101020-02	19,200,000.00	1,393,320.00	2,786,640.00	16,413,360.00	
Casual Increase	50101020-11	3,200,000.00			3,200,000.00	
Contractual Increase	50101020-21	800,000.00			800,000.00	
PERA	50102010	54,704,000.00	3,606,902.27	7,213,993.18	47,490,006.82	
Representation Allowance (RA)	50102020	13,564,000.00	951,000.00	1,912,000.00	11,652,000.00	
Transportation Allowance (TA)	50102030	12,564,000.00	827,000.00	1,664,000.00	10,900,000.00	
Clothing/Uniform Allowance	50102040	12,000,000.00	10,416,000.00	10,416,000.00	1,584,000.00	
Health Workers Benefits	50102060	500,000.00	13,450.00	13,450.00	486,550.00	
Honoraria	50102100	1,200,000.00	8,125.00	8,125.00	1,191,875.00	
Longevity Pay	50102120	88,000,000.00	25,148.50	25,148.50	87,974,851.50	
Overtime Services	50102130	33,500,000.00	2,215,978.94	4,425,455.97	29,074,544.03	
Year-End Bonus	50102140	101,500,000.00			101,500,000.00	
Cash Gift	50102150	11,000,000.00			11,000,000.00	
Other Bonuses and Allowances	50102990	200,726,000.00	100,600.00	201,445.16	200,524,554.84	
Provident Fund Contributions (SEF)	50103050	26,000,000.00	1,654,113.80	3,283,843.78	22,716,156.22	
Retirement Benefits - Civilians	50104020	12,068,000.00			12,068,000.00	
Terminal Leave	50104030	29,773,000.00	3,585,204.49	4,152,022.43	25,620,977.57	
Other Personnel Benefits	50104990	884,017,961.48	11,162,611.69	59,801,291.88	824,216,669.60	

Allotment Class / Object of Expenditure (1)	Code	Allotment Received (2)	Obligations Incurred		Unobligated Balance of Allotment (5) = (2) - (4)	REMARKS (6)
			This Report (3)	To Date (4)		
Total Personnel Services		3,056,560,453.52	135,095,853.39	293,964,251.92	2,762,596,201.60	
Personnel Services						
GSIS Contribution	50103010	166,261,000.00	11,868,162.02	24,190,765.85	142,070,234.15	
Pag-Ibig Contribution	50103020	4,300,000.00	180,100.00	375,700.00	3,924,300.00	
PhilHealth Contribution	50103030	16,500,000.00	1,068,918.44	2,118,282.86	14,381,717.14	
ECC Contribution	50103040	4,300,000.00	179,700.00	367,000.00	3,933,000.00	
Total Personnel Services		191,361,000.00	13,296,880.46	27,051,748.71	164,309,251.29	
Total Personnel Services		3,247,921,453.52	148,392,733.85	321,016,000.63	2,926,905,452.89	
Maintenance and Other Operating Expenses						
Travelling Expenses - Local	50201010	231,142,079.40	5,971,321.15	29,358,823.88	201,783,255.52	
Travelling Expenses - Foreign	50201020	30,306,134.00	441,108.46	2,719,257.42	27,586,876.58	
Training Expenses	50202010	10,263,550.00	1,308,310.00	3,062,977.34	7,200,572.66	
IT/Office Supplies Expenses	50203010	34,203,021.68	-111,197.25	129,958.75	34,073,062.93	
Accountable Forms Expenses	50203020	1,264,800.00		1,000.00	1,263,800.00	
Welfare Good Expenses	50203060	400,000.00	400,000.00	400,000.00		
Medical, Dental & Lab. Supplies Expenses	50203080	1,396,000.00			1,396,000.00	
Fuel, Oil & Lubricants Expenses	50203090	4,105,000.00	73,491.77	84,491.77	4,020,508.23	
Military, Police & Traffic Supplies Exp.	50203120	900,000.00			900,000.00	
Semi-Expendable Office Equipment	50203210-02	300,000.00			300,000.00	
Semi-Expendable ICT Equipment	50203210-03	1,038,995.00	38,995.00	38,995.00	1,000,000.00	
Semi-Expendable Communication Equipment	50203210-07	500,000.00			500,000.00	
Semi-Expendable Disaster Response & Resc	50203210-08	500,000.00			500,000.00	
Semi-Expendable Military, Police & Securi	50203210-09	600,000.00			600,000.00	
Semi-Expendable Medical Equipment	50203210-10	1,500,000.00			1,500,000.00	
Semi-Expendable Printing Equipment	50203210-11	300,000.00			300,000.00	
Semi-Expendable Sports Equipment	50203210-12	300,000.00			300,000.00	
Semi-Expendable Other Machinery & Equipm	50203210-99	1,310,300.00	10,300.00	10,300.00	1,300,000.00	
Semi-Expendable Furniture & Fixture	50203220-01	1,000,000.00			1,000,000.00	
Semi-Expendable Books	50203220-02	500,000.00			500,000.00	
Other Supplies Expenses	50203990	16,849,552.96	-431.00		16,849,552.96	
Water Expenses	50204010	5,185,176.00	2,500.00	590,701.90	4,594,474.10	
Electricity Expenses	50204020	39,033,163.00	1,610,408.75	1,626,408.75	37,406,754.25	
Postage & Deliveries Expenses	50205010	311,500.00	8,500.00	9,500.00	302,000.00	
Telephone and Mobile Expense	50205020	33,894,560.00	1,315,878.51	2,280,700.27	31,613,859.73	

Allotment Class / Object of Expenditure (1)	Code	Allotment Received (2)	Obligations Incurred		Unobligated Balance of Allotment (5) = (2) - (4)	REMARKS (6)
			This Report (3)	To Date (4)		
Internet Expenses	50205030	9,470,570.00				
Cable, Radio, Sattelite Expenses	50205040	1,510,000.00	520,288.00	730,568.00	8,740,002.00	
Confidential Expenses	50210010	100,000,000.00			1,510,000.00	
Extraordinary and Miscellaneous Expenses	50210030	409,504,883.67			100,000,000.00	
Legal Services	50211010	505,000.00	24,664,077.00	53,101,854.00	356,403,029.67	
Auditing Expenses	50211020	4,000,000.00	4,500.00	4,500.00	500,500.00	
Consultancy Services	50211030	145,242,268.11	10,916.39	243,435.23	3,756,564.77	
Other Professional Services	50211990	3,360,465.85	5,877,433.76	7,738,118.76	137,504,149.35	
Environment/Sanitary Services	50212010	800,000.00	791,465.85	1,276,465.85	2,084,000.00	
Janitorial Services	50212020	20,000,000.00			800,000.00	
Security Services	50212030	2,500,000.00	2,969,730.65	2,969,730.65	17,030,269.35	
Other General Services	50212990	1,500,000.00			2,500,000.00	
Repair & Maint. - Office Bldgs.	50213040-01	1,000,000.00			1,500,000.00	
Repair & Maint. - Office Equip.	50213050-02	200,000.00			1,000,000.00	
Repair & Maint. - IT Equipment	50213050-03	500,000.00			200,000.00	
Repair & Maint. - Communication Eqpt.	50213050-07	1,500,000.00			500,000.00	
Repair & Maint.-Fire Equipment	50213050-09	300,000.00		20,000.00	1,480,000.00	
Repair & Maint. - Medical, Dental, etc.	50213050-11	200,000.00			300,000.00	
Repair & Maint. - Motor Vehicle	50213060-01	2,050,000.00			200,000.00	
Repair & Maint. - Furn. & Fixtures	50213070	500,000.00		50,000.00	2,000,000.00	
Rep&Maint-Semi Exp-Office Equip	50213210-02	100,000.00			500,000.00	
Rep&Maint-Semi Exp-IT Equip	50213210-03	100,000.00			100,000.00	
Rep&Maint-Semi Exp-Disaster Response	50213210-08	100,000.00			100,000.00	
Rep&Maint-Semi Exp-Other Machinery Equip	50213210-99	100,000.00			100,000.00	
Rep&Maint-Semi Exp-Furniture&Fixturre	50213220-01	100,000.00			100,000.00	
Repair & Maint. - Other Property, etc.	50213990	2,300,000.00			100,000.00	
Taxes, Duties and Licenses	50215010	500,000.00	860,518.91	860,518.91	1,439,481.09	
Fidelity Bond Premium	50215020	600,000.00			500,000.00	
Insurance Premiums	50215030	2,500,000.00		450.00	599,550.00	
Advertisement Expenses	50299010	3,500,000.00	6,479.84	1,683,694.80	816,305.20	
Printing & Binding Expenses	50299020	4,452,000.00			3,500,000.00	
Representation Expenses	50299030	86,742,571.78	956,000.00	1,827,000.00	2,625,000.00	
Transportation & Delivery Expenses	50299040	782,000.00	4,426,622.33	10,183,791.25	76,558,780.53	
Rent Expenses	50299050	216,850,821.00			782,000.00	
Membership Dues & Contribution to Orgns	50299060	1,947,000.00	2,588,926.49	45,897,017.89	170,953,803.11	
			1,004,332.98	1,004,332.98	942,667.02	

Allotment Class / Object of Expenditure (1)	Code	Allotment Received (2)	Obligations Incurred		Unobligated Balance of Allotment (5) = (2) - (4)	REMARKS (6)
			This Report (3)	To Date (4)		
Subscription Expenses	50299070	15,081,076.00	1,240,149.20	1,282,336.20	13,798,739.80	
Other Maintenance and Other Operating Ex	50299990	465,739,058.03	30,909,233.12	78,237,534.80	387,501,523.23	
Total Maintenance and Other Operating Expenses		1,923,241,546.48	87,899,859.91	247,424,464.40	1,675,817,082.08	
Capital Outlays						
Office Equipment	10605020	5,194,010.00			5,194,010.00	
IT Equipment	10605030	22,905,990.00	305,990.00	305,990.00	22,600,000.00	
Communication Equipment	10605070	800,000.00			800,000.00	
Firefighting Equipment & Accessories	10605090-01	300,000.00			300,000.00	
Military, Police & Security Equipment	10605100	3,500,000.00			3,500,000.00	
Medical, Dental & Laboratory Equipment	10605110	1,400,000.00			1,400,000.00	
Sports Equipment	10605130	500,000.00			500,000.00	
Motor Vehicles	10606010	20,000,000.00			20,000,000.00	
Furniture & Fixture Equipment	10607010	1,000,000.00			1,000,000.00	
Library Books	10607020	1,500,000.00			1,500,000.00	
Other Property, etc.	10698990	15,900,000.00			15,900,000.00	
Computer Software	10801020	12,000,000.00			12,000,000.00	
Total Capital Outlays		85,000,000.00	305,990.00	305,990.00	84,694,010.00	
Total Current Operating Expenditures		5,256,163,000.00	236,598,583.76	568,746,455.03	4,687,416,544.97	
TOTAL CURRENT OPERATING EXPENDITURES		5,256,163,000.00	236,598,583.76	568,746,455.03	4,687,416,544.97	
SPECIAL PURPOSE FUNDS						
MISCELLANEOUS PERSONNEL BENEFITS FUNDS						
Personnel Services						
Salary Increase	50101010-01		4,494,948.15	4,494,948.15	-4,494,948.15	
Total Personnel Services			4,494,948.15	4,494,948.15	-4,494,948.15	
Total Miscellaneous Personnel Benefits Funds			4,494,948.15	4,494,948.15	-4,494,948.15	
Total Special Purpose Funds			4,494,948.15	4,494,948.15	-4,494,948.15	
TOTAL SPECIAL PURPOSE FUNDS			4,494,948.15	4,494,948.15	-4,494,948.15	
CONTINUING APPROPRIATIONS						
REGULAR						
Maintenance and Other Operating Expenses						


Allotment Class / Object of Expenditure (1)	Code	Allotment Received (2)	Obligations Incurred		Unobligated Balance of Allotment (5) = (2) - (4)	REMARKS (6)
			This Report (3)	To Date (4)		
Travelling Expenses - Local	50201010	158,721,796.75	17,417,048.60	18,367,048.60	140,354,748.15	
Travelling Expenses - Foreign	50201020	23,798,090.84	578,181.72	578,181.72	23,219,909.12	
Training Expenses	50202010	419,842.32			419,842.32	
IT/Office Supplies Expenses	50203010	6,399,665.39			6,399,665.39	
Accountable Forms Expenses	50203020	3,600.00			3,600.00	
Welfare Good Expenses	50203060	4,103,685.07	450,000.00	1,262,500.00	2,841,185.07	
Semi-Expendable Office Equipment	50203210-02	102,780.00			102,780.00	
Semi-Expendable ICT Equipment	50203210-03	204,700.00			204,700.00	
Semi-Expendable Communication Equipment	50203210-07	100.00			100.00	
Semi-Expendable Other Machinery & Equipm	50203210-99	10,122.00			10,122.00	
Other Supplies Expenses	50203990	1,715,407.22			1,715,407.22	
Water Expenses	50204010	6,117,839.71	5,314.03	5,314.03	6,112,525.68	
Electricity Expenses	50204020	25,045,493.00	1,329,646.00	1,329,646.00	23,715,847.00	
Postage & Deliveries Expenses	50205010	66,941.17			66,941.17	
Telephone and Mobile Expense	50205020	6,669,661.88	54,548.00	64,548.00	6,605,113.88	
Internet Expenses	50205030	1,214,680.44	69,758.00	71,756.00	1,142,924.44	
Extraordinary and Miscellaneous Expenses	50210030	47,488,227.37	3,690,200.00	3,690,200.00	43,798,027.37	
Legal Services	50211010	40,000.00			40,000.00	
Consultancy Services	50211030	129,784,053.89	4,819,838.10	4,819,838.10	124,964,215.79	
Other Professional Services	50211990	11,096,400.00	1,090,454.36	1,090,454.36	10,005,945.64	
Janitorial Services	50212020	25,000,000.00			25,000,000.00	
Security Services	50212030	5,000,000.00			5,000,000.00	
Repair & Maint. - Motor Vehicle	50213060-01	700,000.00			700,000.00	
Fidelity Bond Premium	50215020	22,500.00	22,500.00	22,500.00		
Printing & Binding Expenses	50299020	50,000.00			50,000.00	
Representation Expenses	50299030	33,923,057.06	2,063,873.60	2,133,873.60	31,789,183.46	
Rent Expenses	50299050	62,896,035.77	2,538,279.83	2,538,279.83	60,357,755.94	
Subscription Expenses	50299070	716,052.00		5,000.00	711,052.00	
Other Maintenance and Other Operating Ex	50299990	188,439,591.70	18,075,738.91	20,070,738.91	168,368,852.79	
Total Maintenance and Other Operating Expenses		739,750,323.58	52,205,381.15	56,049,879.15	683,700,444.43	
Capital Outlays						
Office Equipment	10605020	17,214,810.00			17,214,810.00	
IT Equipment	10605030	22,448,988.72			22,448,988.72	

Allotment Class / Object of Expenditure (1)	Code	Allotment Received (2)	Obligations Incurred		Unobligated Balance of Allotment (5) = (2) - (4)	REMARKS (6)
			This Report (3)	To Date (4)		
Communication Equipment	10605070	2,151,245.00			2,151,245.00	
Firefighting Equipment & Accessories	10605090-01	300,000.00			300,000.00	
Military, Police & Security Equipment	10605100	21,915,000.00			21,915,000.00	
Medical, Dental & Laboratory Equipment	10605110	1,390,000.00			1,390,000.00	
Printing Equipment	10605120	1,500,000.00			1,500,000.00	
Sports Equipment	10605130	2,000,000.00			2,000,000.00	
Motor Vehicles	10606010	2,750,000.00			2,750,000.00	
Furniture & Fixture Equipment	10607010	2,245,125.00			2,245,125.00	
Library Books	10607020	2,685,000.00			2,685,000.00	
Other Property, etc.	10698990	27,715,678.50	110,000.00	110,000.00	27,605,678.50	
Computer Software	10801020	33,800,000.00			33,800,000.00	
Total Capital Outlays		138,115,847.22	110,000.00	110,000.00	138,005,847.22	
Total Continuing Appropriations Regular		877,866,170.80	52,315,381.15	56,159,879.15	821,706,291.65	
TOTAL CONTINUING APPROPRIATIONS		877,866,170.80	52,315,381.15	56,159,879.15	821,706,291.65	
TOTAL PROPER AND SECRETARIAT		6,134,029,170.80	293,408,913.06	629,401,282.33	5,504,627,888.47	
PROGRAM B - LOCALLY FUNDED PROJECTS						
SENATE RELOCATION						
CURRENT OPERATING EXPENDITURES						
Maintenance and Other Operating Expenses						
Consultancy Services	50211030	9,000,000.00	280,000.00	280,000.00	8,720,000.00	
Representation Expenses	50299030	520,000.00			520,000.00	
Other Maintenance and Other Operating Ex	50299990	480,000.00			480,000.00	
Total Maintenance and Other Operating Expenses		10,000,000.00	280,000.00	280,000.00	9,720,000.00	
Capital Outlays						
Office Buildings	10604010	4,377,000,000.00			4,377,000,000.00	
Total Capital Outlays		4,377,000,000.00			4,377,000,000.00	
Total Current Operating Expenditures		4,387,000,000.00	280,000.00	280,000.00	4,386,720,000.00	
TOTAL LOCALLY-FUNDED PROJECTS		4,387,000,000.00	280,000.00	280,000.00	4,386,720,000.00	

Allotment Class / Object of Expenditure (1)	Code	Allotment Received (2)	Obligations Incurred		Unobligated Balance of Allotment (5) = (2) - (4)	REMARKS (6)
			This Report (3)	To Date (4)		
CONTINUING APPROPRIATIONS						
REGULAR						
Maintenance and Other Operating Expenses						
Consultancy Services	50211030	380,000.00	280,000.00	280,000.00	100,000.00	
Other Maintenance and Other Operating Ex	50299990	563,608.00			563,608.00	
Total Maintenance and Other Operating Expenses		943,608.00	280,000.00	280,000.00	663,608.00	
Total Continuing Appropriations Regular		943,608.00	280,000.00	280,000.00	663,608.00	
TOTAL CONTINUING APPROPRIATIONS		943,608.00	280,000.00	280,000.00	663,608.00	
TOTAL PROGRAM B		4,387,943,608.00	560,000.00	560,000.00	4,387,383,608.00	
GRAND TOTAL		10,521,972,778.80	293,968,913.06	629,961,282.33	9,892,011,496.47	

Certified Correct:

Submitted By:


RIOSA C. MANALANSAN
 Chief, Legislative Budget Service


ATTY. MYRA MARIE D. VILLARICA
 Senate Secretary

STATEMENT OF ALLOTMENT, OBLIGATIONS AND BALANCES

As of March 31, 2020

(Summary by Source)

DEPARTMENT

Agency: SENATE

Fund: General

Allotment Class / Object of Expenditure (1)	Code	Allotment Received (2)	Obligations Incurred		Unobligated Balance of Allotment (5) = (2) - (4)	REMARKS (6)
			This Report (3)	To Date (4)		
PROGRAM A1 & A2						
SECRETARIAT AND LEGISLATIVE PROPER SERVICES						
CURRENT OPERATING EXPENDITURES						
Personnel Services						
Salaries - Itemized Position	50101010	1,401,327,255.06	95,683,684.97	286,223,177.51	1,115,104,077.55	
Salaries & Wages - Unfilled Position	50101010-A	95,780,000.00			95,780,000.00	
Casual Wages	50101020-01	50,000,000.00	3,832,441.14	11,353,784.62	38,646,215.38	
Contractual Wages	50101020-02	19,200,000.00	1,283,927.17	4,070,567.17	15,129,432.83	
Casual Increase	50101020-11	3,200,000.00	569,999.97	569,999.97	2,630,000.03	
Contractual Increase	50101020-21	800,000.00	107,844.52	107,844.52	692,155.48	
PERA	50102010	54,608,000.00	3,613,271.97	10,827,265.15	43,780,734.85	
Representation Allowance (RA)	50102020	13,564,000.00	961,000.00	2,873,000.00	10,691,000.00	
Transportation Allowance (TA)	50102030	12,564,000.00	837,000.00	2,501,000.00	10,063,000.00	
Clothing/Uniform Allowance	50102040	12,000,000.00	30,000.00	10,446,000.00	1,554,000.00	
Health Workers Benefits	50102060	500,000.00		13,450.00	486,550.00	
Honoraria	50102100	1,200,000.00	10,000.00	18,125.00	1,181,875.00	
Longevity Pay	50102120	88,000,000.00	34,326,054.94	34,351,203.44	53,648,796.56	
Overtime Services	50102130	33,500,000.00	771,731.56	5,197,187.53	28,302,812.47	
Year-End Bonus	50102140	101,500,000.00			101,500,000.00	
Cash Gift	50102150	11,000,000.00			11,000,000.00	
Other Bonuses and Allowances	50102990	200,726,000.00	100,000.00	301,445.16	200,424,554.84	
Provident Fund Contributions (SEF)	50103050	26,000,000.00	1,684,780.94	4,968,624.72	21,031,375.28	
Retirement Benefits - Civilians	50104020	12,068,000.00			12,068,000.00	
Terminal Leave	50104030	29,773,000.00	43,308.48	4,195,330.91	25,577,669.09	
Other Personnel Benefits	50104990	883,993,961.48	64,335,789.92	124,137,081.80	759,856,879.68	

Allotment Class / Object of Expenditure (1)	Code	Allotment Received (2)	Obligations Incurred		Unobligated Balance of Allotment (5) = (2) - (4)	REMARKS (6)
			This Report (3)	To Date (4)		
Total Personnel Services		3,051,304,216.54	208,190,835.58	502,155,087.50	2,549,149,129.04	
Personnel Services						
GSIS Contribution	50103010	41,565,000.00		24,190,765.85	17,374,234.15	
Pag-Ibig Contribution	50103020	4,300,000.00	179,500.00	555,200.00	3,744,800.00	
PhilHealth Contribution	50103030	16,500,000.00		2,118,282.86	14,381,717.14	
ECC Contribution	50103040	4,300,000.00		367,000.00	3,933,000.00	
Total Personnel Services		66,665,000.00	179,500.00	27,231,248.71	39,433,751.29	
Total Personnel Services		3,117,969,216.54	208,370,335.58	529,386,336.21	2,588,582,880.33	
Maintenance and Other Operating Expenses						
Travelling Expenses - Local	50201010	229,601,308.87	5,652,903.29	35,011,727.17	194,589,581.70	
Travelling Expenses - Foreign	50201020	30,102,430.72		2,719,257.42	27,383,173.30	
Training Expenses	50202010	11,559,100.00	1,309,050.00	4,372,027.34	7,187,072.66	
IT/Office Supplies Expenses	50203010	33,074,383.02	328,853.40	458,812.15	32,615,570.87	
Accountable Forms Expenses	50203020	1,265,200.00		1,000.00	1,264,200.00	
Welfare Good Expenses	50203060	800,000.00	215,152.59	615,152.59	184,847.41	
Medical,Dental & Lab. Supplies Expenses	50203080	1,396,000.00			1,396,000.00	
Fuel, Oil & Lubricants Expenses	50203090	4,105,000.00	60,803.18	145,294.95	3,959,705.05	
Military, Police & Traffic Supplies Exp.	50203120	900,000.00			900,000.00	
Semi-Expendable Office Equipment	50203210-02	300,000.00			300,000.00	
Semi-Expendable ICT Equipment	50203210-03	1,038,995.00		38,995.00	1,000,000.00	
Semi-Expendable Communication Equipment	50203210-07	500,000.00			500,000.00	
Semi-Expendable Disaster Response & Resc	50203210-08	500,000.00			500,000.00	
Semi-Expendable Military,Police & Securi	50203210-09	600,000.00			600,000.00	
Semi-Expendable Medical Equipment	50203210-10	1,500,000.00			1,500,000.00	
Semi-Expendable Printing Equipment	50203210-11	300,000.00			300,000.00	
Semi-Expendable Sports Equipment	50203210-12	300,000.00			300,000.00	
Semi-Expendable Other Machinery & Equipm	50203210-99	1,310,300.00	62,185.68	72,485.68	1,237,814.32	
Semi-Expendable Furniture & Fixture	50203220-01	1,000,000.00			1,000,000.00	
Semi-Expendable Books	50203220-02	500,000.00			500,000.00	
Other Supplies Expenses	50203990	16,198,295.94	138,300.00	138,300.00	16,059,995.94	
Water Expenses	50204010	5,117,792.00	624,281.40	1,214,983.30	3,902,808.70	
Electricity Expenses	50204020	38,637,025.00	-9,874.01	1,616,534.74	37,020,490.26	
Postage & Deliveries Expenses	50205010	317,169.00	5,669.00	15,169.00	302,000.00	
Telephone and Mobile Expense	50205020	32,839,925.57	765,963.10	3,046,663.37	29,793,262.20	

Allotment Class / Object of Expenditure (1)	Code	Allotment Received (2)	Obligations Incurred		Unobligated Balance of Allotment (5) = (2) - (4)	REMARKS (6)
			This Report (3)	To Date (4)		
Internet Expenses	50205030	9,434,410.00	189,648.00	920,216.00	8,514,194.00	
Cable, Radio, Sattelite Expenses	50205040	1,515,000.00	5,000.00	5,000.00	1,510,000.00	
Confidential Expenses	50210010	100,000,000.00			100,000,000.00	
Extraordinary and Miscellaneous Expenses	50210030	415,356,551.28	47,416,998.00	100,518,852.00	314,837,699.28	
Legal Services	50211010	515,150.00	10,150.00	14,650.00	500,500.00	
Auditing Expenses	50211020	4,000,000.00		243,435.23	3,756,564.77	
Consultancy Services	50211030	139,222,512.24	3,880,532.13	11,618,650.89	127,603,861.35	
Other Professional Services	50211990	4,514,965.85	590,000.00	1,866,465.85	2,648,500.00	
Environment/Sanitary Services	50212010	800,000.00	270,000.00	270,000.00	530,000.00	
Janitorial Services	50212020	20,000,000.00	103,508.61	3,073,239.26	16,926,760.74	
Security Services	50212030	2,500,000.00			2,500,000.00	
Other General Services	50212990	1,500,000.00			1,500,000.00	
Repair & Maint. - Office Bldgs.	50213040-01	1,000,000.00			1,000,000.00	
Repair & Maint. - Office Equip.	50213050-02	200,000.00			200,000.00	
Repair & Maint. - IT Equipment	50213050-03	500,000.00			500,000.00	
Repair & Maint. - Communication Eqpt.	50213050-07	1,500,000.00		20,000.00	1,480,000.00	
Repair & Maint.-Fire Equipment	50213050-09	300,000.00			300,000.00	
Repair & Maint. - Medical, Dental, etc.	50213050-11	200,000.00			200,000.00	
Repair & Maint. - Motor Vehicle	50213060-01	2,045,000.00	120,100.48	170,100.48	1,874,899.52	
Repair & Maint. - Furn. & Fixtures	50213070	500,000.00			500,000.00	
Rep&Maint-Semi Exp-Office Equip	50213210-02	100,000.00			100,000.00	
Rep&Maint-Semi Exp-IT Equip	50213210-03	100,000.00			100,000.00	
Rep&Maint-Semi Exp-Disaster Response	50213210-08	100,000.00			100,000.00	
Rep&Maint-Semi Exp-Other Machinery Equip	50213210-99	100,000.00			100,000.00	
Rep&Maint-Semi Exp-Furniture&Fixturre	50213220-01	100,000.00			100,000.00	
Repair & Maint. - Other Property, etc.	50213990	2,300,000.00		860,518.91	1,439,481.09	
Taxes, Duties and Licenses	50215010	500,000.00			500,000.00	
Fidelity Bond Premium	50215020	600,000.00	61,500.00	61,950.00	538,050.00	
Insurance Premiums	50215030	2,500,000.00	29,869.45	1,713,564.25	786,435.75	
Advertisement Expenses	50299010	3,500,000.00			3,500,000.00	
Printing & Binding Expenses	50299020	5,018,000.00	561,000.00	2,388,000.00	2,630,000.00	
Representation Expenses	50299030	88,120,166.16	3,629,690.38	13,813,481.63	74,306,684.53	
Transportation & Delivery Expenses	50299040	782,000.00			782,000.00	
Rent Expenses	50299050	214,317,297.00	1,371,500.00	47,268,517.89	167,048,779.11	
Membership Dues & Contribution to Orgns	50299060	1,947,000.00		1,004,332.98	942,667.02	

Allotment Class / Object of Expenditure (1)	Code	Allotment Received (2)	Obligations Incurred		Unobligated Balance of Allotment (5) = (2) - (4)	REMARKS (6)
			This Report (3)	To Date (4)		
Subscription Expenses	50299070	14,871,259.00	61,148.00	1,343,484.20	13,527,774.80	
Other Maintenance and Other Operating Ex	50299990	474,175,546.81	30,767,064.60	109,004,599.40	365,170,947.41	
Total Maintenance and Other Operating Expenses		1,928,497,783.46	98,220,997.28	345,645,461.68	1,582,852,321.78	
Capital Outlays						
Office Equipment	10605020	5,194,010.00			5,194,010.00	
IT Equipment	10605030	22,905,990.00		305,990.00	22,600,000.00	
Communication Equipment	10605070	800,000.00			800,000.00	
Firefighting Equipment & Accessories	10605090-01	300,000.00			300,000.00	
Military, Police & Security Equipment	10605100	3,500,000.00			3,500,000.00	
Medical, Dental & Laboratory Equipment	10605110	1,400,000.00			1,400,000.00	
Sports Equipment	10605130	500,000.00			500,000.00	
Motor Vehicles	10606010	20,000,000.00			20,000,000.00	
Furniture & Fixture Equipment	10607010	1,000,000.00			1,000,000.00	
Library Books	10607020	1,500,000.00			1,500,000.00	
Other Property, etc.	10698990	15,900,000.00			15,900,000.00	
Computer Software	10801020	12,000,000.00			12,000,000.00	
Total Capital Outlays		85,000,000.00		305,990.00	84,694,010.00	
Total Current Operating Expenditures		5,131,467,000.00	306,591,332.86	875,337,787.89	4,256,129,212.11	
TOTAL CURRENT OPERATING EXPENDITURES		5,131,467,000.00	306,591,332.86	875,337,787.89	4,256,129,212.11	
SPECIAL PURPOSE FUNDS						
MISCELLANEOUS PERSONNEL BENEFITS FUNDS						
Personnel Services						
Salary Increase	50101010-01	38,956,000.00	3,169,697.71	7,664,645.86	31,291,354.14	
Year-End Bonus	50102140	1,800,000.00			1,800,000.00	
Year-End Bonus - Increase	50102140-01	1,600,000.00			1,600,000.00	
Other Bonuses and Allowances	50102990	3,400,000.00			3,400,000.00	
GSIS (RLIP) Special Purpose	50103010-01	4,679,000.00			4,679,000.00	
Total Personnel Services		50,435,000.00	3,169,697.71	7,664,645.86	42,770,354.14	
Total Miscellaneous Personnel Benefits Funds		50,435,000.00	3,169,697.71	7,664,645.86	42,770,354.14	
Total Special Purpose Funds		50,435,000.00	3,169,697.71	7,664,645.86	42,770,354.14	



Allotment Class / Object of Expenditure (1)	Code	Allotment Received (2)	Obligations Incurred		Unobligated Balance of Allotment (5) = (2) - (4)	REMARKS (6)
			This Report (3)	To Date (4)		
TOTAL SPECIAL PURPOSE FUNDS		50,435,000.00	3,169,697.71	7,664,645.86	42,770,354.14	
CONTINUING APPROPRIATIONS						
REGULAR						
Maintenance and Other Operating Expenses						
Travelling Expenses - Local	50201010	158,709,892.75	18,737,163.74	37,104,212.34	121,605,680.41	
Travelling Expenses - Foreign	50201020	23,798,048.84		578,181.72	23,219,867.12	
Training Expenses	50202010	419,842.32			419,842.32	
IT/Office Supplies Expenses	50203010	6,141,330.92	70,000.00	70,000.00	6,071,330.92	
Accountable Forms Expenses	50203020	3,600.00			3,600.00	
Welfare Good Expenses	50203060	4,103,685.07		1,262,500.00	2,841,185.07	
Semi-Expendable Office Equipment	50203210-02	100,500.00			100,500.00	
Semi-Expendable ICT Equipment	50203210-03	193,800.00			193,800.00	
Semi-Expendable Communication Equipment	50203210-07					
Semi-Expendable Other Machinery & Equipm	50203210-99					
Other Supplies Expenses	50203990	1,641,355.69			1,641,355.69	
Water Expenses	50204010	6,115,031.71		5,314.03	6,109,717.68	
Electricity Expenses	50204020	25,028,964.00	1,497,192.16	2,826,838.16	22,202,125.84	
Postage & Deliveries Expenses	50205010	66,941.17	500.00	500.00	66,441.17	
Telephone and Mobile Expense	50205020	6,493,872.85	78,654.20	143,202.20	6,350,670.65	
Internet Expenses	50205030	1,180,725.20	1,998.00	73,754.00	1,106,971.20	
Extraordinary and Miscellaneous Expenses	50210030	47,439,141.37	3,769,162.06	7,459,362.06	39,979,779.31	
Legal Services	50211010	40,000.00	5,000.00	5,000.00	35,000.00	
Consultancy Services	50211030	127,604,210.98	8,321,035.80	13,140,873.90	114,463,337.08	
Other Professional Services	50211990	11,645,000.00	488,000.00	1,578,454.36	10,066,545.64	
Janitorial Services	50212020	25,000,000.00			25,000,000.00	
Security Services	50212030	5,000,000.00	462,187.00	462,187.00	4,537,813.00	
Repair & Maint. - Motor Vehicle	50213060-01	700,000.00	70,000.00	70,000.00	630,000.00	
Fidelity Bond Premium	50215020	22,500.00		22,500.00		
Printing & Binding Expenses	50299020	50,000.00			50,000.00	
Representation Expenses	50299030	34,132,557.06	3,122,663.74	5,256,537.34	28,876,019.72	
Rent Expenses	50299050	62,802,080.80	39,751.14	2,578,030.97	60,224,049.83	
Subscription Expenses	50299070	2,739,209.15		5,000.00	2,734,209.15	
Other Maintenance and Other Operating Ex	50299990	188,578,033.70	16,823,881.34	36,894,620.25	151,683,413.45	
Total Maintenance and Other Operating Expenses		739,750,323.58	53,487,189.18	109,537,068.33	630,213,255.25	


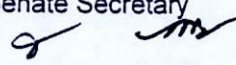
Allotment Class / Object of Expenditure (1)	Code	Allotment Received (2)	Obligations Incurred		Unobligated Balance of Allotment (5) = (2) - (4)	REMARKS (6)
			This Report (3)	To Date (4)		
Capital Outlays						
Office Equipment	10605020	17,214,810.00			17,214,810.00	
IT Equipment	10605030	22,448,988.72			22,448,988.72	
Communication Equipment	10605070	2,151,245.00			2,151,245.00	
Firefighting Equipment & Accessories	10605090-01	300,000.00			300,000.00	
Military, Police & Security Equipment	10605100	21,915,000.00			21,915,000.00	
Medical, Dental & Laboratory Equipment	10605110	1,390,000.00			1,390,000.00	
Printing Equipment	10605120	1,500,000.00			1,500,000.00	
Sports Equipment	10605130	2,000,000.00			2,000,000.00	
Motor Vehicles	10606010	2,750,000.00			2,750,000.00	
Furniture & Fixture Equipment	10607010	2,245,125.00			2,245,125.00	
Library Books	10607020	2,685,000.00			2,685,000.00	
Other Property, etc.	10698990	27,715,678.50		110,000.00	27,605,678.50	
Computer Software	10801020	33,800,000.00			33,800,000.00	
Total Capital Outlays		138,115,847.22		110,000.00	138,005,847.22	
Total Continuing Appropriations Regular		877,866,170.80	53,487,189.18	109,647,068.33	768,219,102.47	
TOTAL CONTINUING APPROPRIATIONS		877,866,170.80	53,487,189.18	109,647,068.33	768,219,102.47	
TOTAL PROPER AND SECRETARIAT		6,059,768,170.80	363,248,219.75	992,649,502.08	5,067,118,668.72	
PROGRAM B - LOCALLY FUNDED PROJECTS						
SENATE RELOCATION						
CURRENT OPERATING EXPENDITURES						
Maintenance and Other Operating Expenses						
Consultancy Services	50211030	9,000,000.00	100,000.00	330,000.00	8,620,000.00	
Representation Expenses	50299030	520,000.00			520,000.00	
Other Maintenance and Other Operating Ex	50299990	480,000.00			480,000.00	
Total Maintenance and Other Operating Expenses		10,000,000.00	100,000.00	380,000.00	9,620,000.00	
Capital Outlays						
Office Buildings	10604010	4,377,000,000.00			4,377,000,000.00	
Total Capital Outlays		4,377,000,000.00			4,377,000,000.00	

Allotment Class / Object of Expenditure (1)	Code	Allotment Received (2)	Obligations Incurred		Unobligated Balance of Allotment (5) = (2) - (4)	REMARKS (6)
			This Report (3)	To Date (4)		
<i>Total Current Operating Expenditures</i>		4,387,000,000.00	100,000.00	380,000.00	4,386,620,000.00	
TOTAL LOCALLY-FUNDED PROJECTS		4,387,000,000.00	100,000.00	380,000.00	4,386,620,000.00	
CONTINUING APPROPRIATIONS REGULAR						
Maintenance and Other Operating Expenses						
Consultancy Services	50211030	380,000.00		280,000.00	100,000.00	
Other Maintenance and Other Operating Ex	50299990	563,608.00			563,608.00	
<i>Total Maintenance and Other Operating Expenses</i>		943,608.00		280,000.00	663,608.00	
<i>Total Continuing Appropriations Regular</i>		943,608.00		280,000.00	663,608.00	
TOTAL CONTINUING APPROPRIATIONS		943,608.00		280,000.00	663,608.00	
TOTAL PROGRAM B		4,387,943,608.00	100,000.00	660,000.00	4,387,283,608.00	
GRAND TOTAL		10,447,711,778.80	363,348,219.75	993,309,502.08	9,454,402,276.72	

Certified Correct:

Submitted By:


RIOSA C. MANALANSAN
 Chief, Legislative Budget Service



ATTY. MYRA MARIE D. VILLARICA
 Senate Secretary


STATEMENT OF ALLOTMENT, OBLIGATIONS AND BALANCES

As of April 30, 2020

(Summary by Source)

DEPARTMENT

Agency: SENATE

Fund: General

Allotment Class / Object of Expenditure (1)	Code	Allotment Received (2)	Obligations Incurred		Unobligated Balance of Allotment (5) = (2) - (4)	REMARKS (6)
			This Report (3)	To Date (4)		
PROGRAM A1 & A2						
SECRETARIAT AND LEGISLATIVE PROPER SERVICES						
CURRENT OPERATING EXPENDITURES						
Personnel Services						
Salaries - Itemized Position	50101010	1,395,687,418.08	96,099,695.29	382,322,872.80	1,013,364,545.28	
Salaries & Wages - Unfilled Position	50101010-A	95,780,000.00			95,780,000.00	
Casual Wages	50101020-01	50,000,000.00	3,881,129.16	15,234,913.78	34,765,086.22	
Contractual Wages	50101020-02	19,200,000.00	1,334,572.00	5,405,139.17	13,794,860.83	
Casual Increase	50101020-11	3,200,000.00	197,836.55	767,836.52	2,432,163.48	
Contractual Increase	50101020-21	800,000.00	35,361.00	143,205.52	656,794.48	
PERA	50102010	54,513,000.00	3,617,272.72	14,444,537.87	40,068,462.13	
Representation Allowance (RA)	50102020	13,564,000.00	976,500.00	3,860,500.00	9,703,500.00	
Transportation Allowance (TA)	50102030	12,564,000.00	852,500.00	3,364,500.00	9,199,500.00	
Clothing/Uniform Allowance	50102040	12,000,000.00	6,000.00	10,452,000.00	1,548,000.00	
Health Workers Benefits	50102060	500,000.00		13,450.00	486,550.00	
Honoraria	50102100	1,200,000.00		18,125.00	1,181,875.00	
Longevity Pay	50102120	88,000,000.00	877,360.75	38,620,222.44	49,379,777.56	
Overtime Services	50102130	33,500,000.00	744,080.27	5,941,267.80	27,558,732.20	
Year-End Bonus	50102140	101,500,000.00			101,500,000.00	
Cash Gift	50102150	11,000,000.00			11,000,000.00	
Other Bonuses and Allowances	50102990	200,726,000.00	105,223.93	406,669.09	200,319,330.91	
Provident Fund Contributions (SEF)	50103050	26,000,000.00		4,968,624.72	21,031,375.28	
Retirement Benefits - Civilians	50104020	12,068,000.00			12,068,000.00	
Terminal Leave	50104030	29,773,000.00	633,030.28	4,828,361.19	24,944,638.81	
Other Personnel Benefits	50104990	883,974,961.48	92,388,684.25	216,525,766.05	667,449,195.43	

Allotment Class / Object of Expenditure (1)	Code	Allotment Received (2)	Obligations Incurred		Unobligated Balance of Allotment (5) = (2) - (4)	REMARKS (6)
			This Report (3)	To Date (4)		
Total Personnel Services		3,045,550,379.56	201,749,246.20	707,317,991.95	2,338,232,387.61	
Personnel Services						
GSIS Contribution	50103010	41,565,000.00	11,870,742.84	47,886,262.73	-6,321,262.73	
Pag-Ibig Contribution	50103020	4,300,000.00		555,200.00	3,744,800.00	
PhilHealth Contribution	50103030	16,500,000.00	1,075,188.51	3,193,471.37	13,306,528.63	
ECC Contribution	50103040	4,300,000.00	179,900.00	726,600.00	3,573,400.00	
Total Personnel Services		66,665,000.00	13,125,831.35	52,361,534.10	14,303,465.90	
Total Personnel Services		3,112,215,379.56	214,875,077.55	759,679,526.05	2,352,535,853.51	
Maintenance and Other Operating Expenses						
Travelling Expenses - Local	50201010	227,338,542.02	4,648,818.77	39,803,912.60	187,534,629.42	
Travelling Expenses - Foreign	50201020	30,306,134.00		2,719,257.42	27,586,876.58	
Training Expenses	50202010	12,874,650.00	1,315,550.00	5,687,577.34	7,187,072.66	
IT/Office Supplies Expenses	50203010	32,112,636.36	98,600.00	557,412.15	31,555,224.21	
Accountable Forms Expenses	50203020	1,265,600.00		1,000.00	1,264,600.00	
Welfare Good Expenses	50203060	2,501,878.02	1,000,000.00	1,615,152.59	886,725.43	
Medical,Dental & Lab. Supplies Expenses	50203080	1,396,000.00	54,947.75	54,947.75	1,341,052.25	
Fuel, Oil & Lubricants Expenses	50203090	4,105,000.00	25,043.16	170,338.11	3,934,661.89	
Military, Police & Traffic Supplies Exp.	50203120	900,000.00			900,000.00	
Semi-Expendable Office Equipment	50203210-02	300,000.00			300,000.00	
Semi-Expendable ICT Equipment	50203210-03	1,038,995.00		38,995.00	1,000,000.00	
Semi-Expendable Communication Equipment	50203210-07	500,000.00			500,000.00	
Semi-Expendable Disaster Response & Resc	50203210-08	500,000.00			500,000.00	
Semi-Expendable Military,Police & Securi	50203210-09	600,000.00			600,000.00	
Semi-Expendable Medical Equipment	50203210-10	1,500,000.00			1,500,000.00	
Semi-Expendable Printing Equipment	50203210-11	300,000.00			300,000.00	
Semi-Expendable Sports Equipment	50203210-12	300,000.00			300,000.00	
Semi-Expendable Other Machinery & Equipm	50203210-99	1,310,300.00			1,310,300.00	
Semi-Expendable Furniture & Fixture	50203220-01	1,000,000.00		72,485.68	927,514.32	
Semi-Expendable Books	50203220-02	500,000.00			500,000.00	
Other Supplies Expenses	50203990	15,619,624.92	46,228.00	184,528.00	15,435,096.92	
Water Expenses	50204010	5,056,024.00		1,214,983.30	3,841,040.70	
Electricity Expenses	50204020	38,273,416.00		1,616,534.74	36,656,881.26	
Postage & Deliveries Expenses	50205010	322,169.00	5,000.00	20,169.00	302,000.00	
Telephone and Mobile Expense	50205020	32,084,332.97	730,710.86	3,781,374.23	28,302,958.74	

Allotment Class / Object of Expenditure (1)	Code	Allotment Received (2)	Obligations Incurred		Unobligated Balance of Allotment (5) = (2) - (4)	REMARKS (6)
			This Report (3)	To Date (4)		
Internet Expenses	50205030	9,169,570.00				
Cable, Radio, Sattelite Expenses	50205040	1,520,000.00	58,360.00	978,576.00	8,190,994.00	
Confidential Expenses	50210010	100,000,000.00	5,000.00	10,000.00	1,510,000.00	
Extraordinary and Miscellaneous Expenses	50210030	420,658,836.28			100,000,000.00	
Legal Services	50211010	517,650.00	25,098,577.00	125,862,429.00	294,796,407.28	
Auditing Expenses	50211020	4,000,000.00	2,500.00	17,150.00	500,500.00	
Consultancy Services	50211030	138,236,188.24	1,410.15	244,845.38	3,755,154.62	
Other Professional Services	50211990	5,669,465.85	5,624,902.82	18,716,864.04	119,519,324.20	
Environment/Sanitary Services	50212010	800,000.00	1,789,400.00	4,093,865.85	1,575,600.00	
Janitorial Services	50212020	20,000,000.00		270,000.00	530,000.00	
Security Services	50212030	2,500,000.00		3,073,239.26	16,926,760.74	
Other General Services	50212990	1,500,000.00			2,500,000.00	
Repair & Maint. - Office Bldgs.	50213040-01	1,000,000.00			1,500,000.00	
Repair & Maint. - Office Equip.	50213050-02	200,000.00			1,000,000.00	
Repair & Maint. - IT Equipment	50213050-03	500,000.00			200,000.00	
Repair & Maint. - Communication Eqpt.	50213050-07	1,500,000.00			500,000.00	
Repair & Maint.-Fire Equipment	50213050-09	300,000.00		20,000.00	1,480,000.00	
Repair & Maint. - Medical, Dental, etc.	50213050-11	200,000.00			300,000.00	
Repair & Maint. - Motor Vehicle	50213060-01	2,045,000.00			200,000.00	
Repair & Maint. - Furn. & Fixtures	50213070	500,000.00		170,100.48	1,874,899.52	
Rep&Maint-Semi Exp-Office Equip	50213210-02	100,000.00			500,000.00	
Rep&Maint-Semi Exp-IT Equip	50213210-03	100,000.00			100,000.00	
Rep&Maint-Semi Exp-Disaster Response	50213210-08	100,000.00			100,000.00	
Rep&Maint-Semi Exp-Other Machinery Equip	50213210-99	100,000.00			100,000.00	
Rep&Maint-Semi Exp-Furniture&Fixturre	50213220-01	100,000.00			100,000.00	
Repair & Maint. - Other Property, etc.	50213990	2,300,000.00			100,000.00	
Taxes, Duties and Licenses	50215010	500,000.00		860,518.91	1,439,481.09	
Fidelity Bond Premium	50215020	600,000.00			500,000.00	
Insurance Premiums	50215030	2,500,000.00		61,950.00	538,050.00	
Advertisement Expenses	50299010	3,500,000.00		1,713,564.25	786,435.75	
Printing & Binding Expenses	50299020	5,574,000.00	556,000.00	2,944,000.00	3,500,000.00	
Representation Expenses	50299030	86,875,786.31	3,319,982.17	17,748,760.46	2,630,000.00	
Transportation & Delivery Expenses	50299040	782,000.00			69,127,025.85	
Rent Expenses	50299050	211,555,708.00			782,000.00	
Membership Dues & Contribution to Orgns	50299060	1,947,000.00	1,580,361.03	48,968,878.92	162,586,829.08	
				1,004,332.98	942,667.02	



Allotment Class / Object of Expenditure (1)	Code	Allotment Received (2)	Obligations Incurred		Unobligated Balance of Allotment (5) = (2) - (4)	REMARKS (6)
			This Report (3)	To Date (4)		
Subscription Expenses	50299070	13,354,977.00				
Other Maintenance and Other Operating Ex	50299990	481,440,136.47	47,679.00	1,391,163.20	11,963,813.80	
Total Maintenance and Other Operating Expenses		1,934,251,620.44	30,466,526.50	140,038,625.90	341,401,510.57	
			76,475,597.21	425,727,532.54	1,508,524,087.90	
Capital Outlays						
Office Equipment	10605020	5,194,010.00				
IT Equipment	10605030	22,905,990.00			5,194,010.00	
Communication Equipment	10605070	800,000.00		305,990.00	22,600,000.00	
Firefighting Equipment & Accessories	10605090-01	300,000.00			800,000.00	
Military, Police & Security Equipment	10605100	3,500,000.00			300,000.00	
Medical, Dental & Laboratory Equipment	10605110	1,400,000.00			3,500,000.00	
Sports Equipment	10605130	500,000.00			1,400,000.00	
Motor Vehicles	10606010	20,000,000.00			500,000.00	
Furniture & Fixture Equipment	10607010	1,000,000.00			20,000,000.00	
Library Books	10607020	1,500,000.00			1,000,000.00	
Other Property, etc.	10698990	15,900,000.00			1,500,000.00	
Computer Software	10801020	12,000,000.00			15,900,000.00	
Total Capital Outlays		85,000,000.00		305,990.00	12,000,000.00	
					84,694,010.00	
Total Current Operating Expenditures		5,131,467,000.00	291,350,674.76	1,185,713,048.59	3,945,753,951.41	
TOTAL CURRENT OPERATING EXPENDITURES		5,131,467,000.00	291,350,674.76	1,185,713,048.59	3,945,753,951.41	
SPECIAL PURPOSE FUNDS						
MISCELLANEOUS PERSONNEL BENEFITS FUNDS						
Personnel Services						
Salary Increase	50101010-01	38,956,000.00				
Year-End Bonus	50102140	1,800,000.00	2,647,645.33	10,312,291.19	28,643,708.81	
Year-End Bonus - Increase	50102140-01	1,600,000.00			1,800,000.00	
Other Bonuses and Allowances	50102990	3,400,000.00			1,600,000.00	
GSIS (RLIP) Special Purpose	50103010-01	4,679,000.00			3,400,000.00	
Total Personnel Services		50,435,000.00	323,815.80	661,231.56	4,017,768.44	
Total Miscellaneous Personnel Benefits Funds		50,435,000.00	2,971,461.13	10,973,522.75	39,461,477.25	
Total Special Purpose Funds		50,435,000.00	2,971,461.13	10,973,522.75	39,461,477.25	

Allotment Class / Object of Expenditure (1)	Code	Allotment Received (2)	Obligations Incurred		Unobligated Balance of Allotment (5) = (2) - (4)	REMARKS (6)
			This Report (3)	To Date (4)		
TOTAL SPECIAL PURPOSE FUNDS		50,435,000.00	2,971,461.13	10,973,522.75	39,461,477.25	
CONTINUING APPROPRIATIONS						
REGULAR						
Maintenance and Other Operating Expenses						
Travelling Expenses - Local	50201010	158,823,592.75				
Travelling Expenses - Foreign	50201020	23,594,345.56	18,351,017.60	55,455,229.94	103,368,362.81	
Training Expenses	50202010	419,842.32		578,181.72	23,016,163.84	
IT/Office Supplies Expenses	50203010	6,141,330.92			419,842.32	
Accountable Forms Expenses	50203020	3,600.00	26,000.00	96,000.00	6,045,330.92	
Welfare Good Expenses	50203060	4,103,685.07			3,600.00	
Semi-Expendable Office Equipment	50203210-02	100,500.00		1,262,500.00	2,841,185.07	
Semi-Expendable ICT Equipment	50203210-03	193,800.00			100,500.00	
Other Supplies Expenses	50203990	1,612,355.69			193,800.00	
Water Expenses	50204010	6,115,031.71			1,612,355.69	
Electricity Expenses	50204020	25,028,964.00		5,314.03	6,109,717.68	
Postage & Deliveries Expenses	50205010	66,941.17		2,826,838.16	22,202,125.84	
Telephone and Mobile Expense	50205020	6,355,286.13		500.00	66,441.17	
Internet Expenses	50205030	1,297,565.20	36,000.00	179,202.20	6,176,083.93	
Extraordinary and Miscellaneous Expenses	50210030	47,439,141.37	1,998.00	75,752.00	1,221,813.20	
Legal Services	50211010	40,000.00	3,650,200.00	11,109,562.06	36,329,579.31	
Consultancy Services	50211030	124,534,210.98		5,000.00	35,000.00	
Other Professional Services	50211990	11,645,000.00	10,443,730.96	27,720,261.86	96,813,949.12	
Janitorial Services	50212020	25,000,000.00	1,091,172.76	3,240,627.12	8,404,372.88	
Security Services	50212030	5,000,000.00	2,791,243.03	2,791,243.03	22,208,756.97	
Repair & Maint. - Motor Vehicle	50213060-01	700,000.00		462,187.00	4,537,813.00	
Fidelity Bond Premium	50215020	22,500.00		70,000.00	630,000.00	
Printing & Binding Expenses	50299020	50,000.00		22,500.00		
Representation Expenses	50299030	35,216,922.06			50,000.00	
Rent Expenses	50299050	63,129,080.80	1,974,332.60	7,230,869.94	27,986,052.12	
Subscription Expenses	50299070	3,434,209.15	94,270.00	2,672,300.97	60,456,779.83	
Other Maintenance and Other Operating Ex	50299990	189,682,418.70	-5,000.00		3,434,209.15	
Total Maintenance and Other Operating Expenses		739,750,323.58	58,519,999.95	173,357,725.28	566,392,598.30	
Capital Outlays						

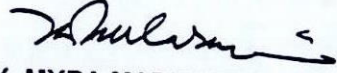

Allotment Class / Object of Expenditure (1)	Code	Allotment Received (2)	Obligations Incurred		Unobligated Balance of Allotment (5) = (2) - (4)	REMARKS (6)
			This Report (3)	To Date (4)		
Office Equipment	10605020	17,214,810.00			17,214,810.00	
IT Equipment	10605030	22,448,988.72			22,448,988.72	
Communication Equipment	10605070	2,151,245.00			2,151,245.00	
Firefighting Equipment & Accessories	10605090-01	300,000.00			300,000.00	
Military, Police & Security Equipment	10605100	21,915,000.00			21,915,000.00	
Medical, Dental & Laboratory Equipment	10605110	1,390,000.00			1,390,000.00	
Printing Equipment	10605120	1,500,000.00			1,500,000.00	
Sports Equipment	10605130	2,000,000.00			2,000,000.00	
Motor Vehicles	10606010	2,750,000.00			2,750,000.00	
Furniture & Fixture Equipment	10607010	2,245,125.00			2,245,125.00	
Library Books	10607020	2,685,000.00			2,685,000.00	
Other Property, etc.	10698990	27,715,678.50			27,605,678.50	
Computer Software	10801020	33,800,000.00		110,000.00	33,800,000.00	
Total Capital Outlays		138,115,847.22		110,000.00	138,005,847.22	
Total Continuing Appropriations Regular		877,866,170.80	58,519,999.95	173,467,725.28	704,398,445.52	
TOTAL CONTINUING APPROPRIATIONS		877,866,170.80	58,519,999.95	173,467,725.28	704,398,445.52	
TOTAL PROPER AND SECRETARIAT		6,059,768,170.80	352,842,135.84	1,370,154,296.62	4,689,613,874.18	
PROGRAM B - LOCALLY FUNDED PROJECTS						
SENATE RELOCATION						
CURRENT OPERATING EXPENDITURES						
Maintenance and Other Operating Expenses						
Consultancy Services	50211030	9,000,000.00	750,000.00	1,130,000.00	7,870,000.00	
Representation Expenses	50299030	520,000.00			520,000.00	
Other Maintenance and Other Operating Ex	50299990	480,000.00			480,000.00	
Total Maintenance and Other Operating Expenses		10,000,000.00	750,000.00	1,130,000.00	8,870,000.00	
Capital Outlays						
Office Buildings	10604010	4,377,000,000.00			4,377,000,000.00	
Total Capital Outlays		4,377,000,000.00			4,377,000,000.00	

Allotment Class / Object of Expenditure (1)	Code	Allotment Received (2)	Obligations Incurred		Unobligated Balance of Allotment (5) = (2) - (4)	REMARKS (6)
			This Report (3)	To Date (4)		
<i>Total Current Operating Expenditures</i>		4,387,000,000.00	750,000.00	1,130,000.00	4,385,870,000.00	
TOTAL LOCALLY-FUNDED PROJECTS		4,387,000,000.00	750,000.00	1,130,000.00	4,385,870,000.00	
CONTINUING APPROPRIATIONS REGULAR						
Maintenance and Other Operating Expenses						
Consultancy Services	50211030	380,000.00				
Other Maintenance and Other Operating Ex	50299990	563,608.00		280,000.00	100,000.00	
<i>Total Maintenance and Other Operating Expenses</i>		943,608.00		280,000.00	663,608.00	
<i>Total Continuing Appropriations Regular</i>		943,608.00		280,000.00	663,608.00	
TOTAL CONTINUING APPROPRIATIONS		943,608.00		280,000.00	663,608.00	
TOTAL PROGRAM B		4,387,943,608.00	750,000.00	1,410,000.00	4,386,533,608.00	
GRAND TOTAL		10,447,711,778.80	353,592,135.84	1,371,564,296.62	9,076,147,482.18	

Certified Correct:


RIOSA C. MANALANSAN
 Chief, Legislative Budget Service


Submitted By:


ATTY. MYRA MARIE D. VILLARICA
 Senate Secretary


STATEMENT OF ALLOTMENT, OBLIGATIONS AND BALANCES

As of May 31, 2020

(Summary by Source)

DEPARTMENT

Agency: SENATE

Fund: General

Allotment Class / Object of Expenditure (1)	Code	Allotment Received (2)	Obligations Incurred		Unobligated Balance of Allotment (5) = (2) - (4)	REMARKS (6)
			This Report (3)	To Date (4)		
PROGRAM A1 & A2						
SECRETARIAT AND LEGISLATIVE PROPER SERVICES						
CURRENT OPERATING EXPENDITURES						
Personnel Services						
Salaries - Itemized Position	50101010	1,390,113,853.86	95,554,749.86	477,877,622.66	912,236,231.20	
Salaries & Wages - Unfilled Position	50101010-A	95,780,000.00			95,780,000.00	
Casual Wages	50101020-01	50,000,000.00	3,812,480.00	19,047,393.78	30,952,606.22	
Contractual Wages	50101020-02	19,200,000.00	1,334,572.00	6,739,711.17	12,460,288.83	
Casual Increase	50101020-11	3,200,000.00	194,007.00	961,843.52	2,238,156.48	
Contractual Increase	50101020-21	800,000.00	35,361.00	178,566.52	621,433.48	
PERA	50102010	54,418,000.00	3,593,727.27	18,038,265.14	36,379,734.86	
Representation Allowance (RA)	50102020	13,564,000.00	990,000.00	4,850,500.00	8,713,500.00	
Transportation Allowance (TA)	50102030	12,564,000.00	866,000.00	4,230,500.00	8,333,500.00	
Clothing/Uniform Allowance	50102040	12,000,000.00	48,000.00	10,500,000.00	1,500,000.00	
Health Workers Benefits	50102060	500,000.00		13,450.00	486,550.00	
Honoraria	50102100	1,200,000.00		18,125.00	1,181,875.00	
Longevity Pay	50102120	88,000,000.00		38,620,222.44	49,379,777.56	
Overtime Services	50102130	33,500,000.00	-282,943.04	5,658,324.76	27,841,675.24	
Year-End Bonus	50102140	101,500,000.00			101,500,000.00	
Cash Gift	50102150	11,000,000.00			11,000,000.00	
Other Bonuses and Allowances	50102990	200,726,000.00	93,339,901.00	93,746,570.09	106,979,429.91	
Provident Fund Contributions (SEF)	50103050	26,000,000.00		4,968,624.72	21,031,375.28	
Retirement Benefits - Civilians	50104020	12,068,000.00			12,068,000.00	
Terminal Leave	50104030	29,773,000.00	522,174.86	5,350,536.05	24,422,463.95	
Other Personnel Benefits	50104990	883,950,961.48	901,465.52	217,427,231.57	666,523,729.91	

Allotment Class / Object of Expenditure (1)	Code	Allotment Received (2)	Obligations Incurred		Unobligated Balance of Allotment (5) = (2) - (4)	REMARKS (6)
			This Report (3)	To Date (4)		
Total Personnel Services		3,039,857,815.34	200,909,495.47	908,227,487.42	2,131,630,327.92	
Personnel Services						
GSIS Contribution	50103010	41,565,000.00		47,886,262.73	-6,321,262.73	
Pag-Ibig Contribution	50103020	4,300,000.00	359,300.00	914,500.00	3,385,500.00	
PhilHealth Contribution	50103030	16,500,000.00		3,193,471.37	13,306,528.63	
ECC Contribution	50103040	4,300,000.00		726,600.00	3,573,400.00	
Total Personnel Services		66,665,000.00	359,300.00	52,720,834.10	13,944,165.90	
Total Personnel Services		3,106,522,815.34	201,268,795.47	960,948,321.52	2,145,574,493.82	
Maintenance and Other Operating Expenses						
Travelling Expenses - Local	50201010	225,340,831.29	4,225,545.29	44,029,457.89	181,311,373.40	
Travelling Expenses - Foreign	50201020	30,306,134.00		2,719,257.42	27,586,876.58	
Training Expenses	50202010	14,180,200.00	1,325,550.00	7,013,127.34	7,167,072.66	
IT/Office Supplies Expenses	50203010	31,007,443.70	78,000.00	635,412.15	30,372,031.55	
Accountable Forms Expenses	50203020	1,266,000.00		1,000.00	1,265,000.00	
Welfare Good Expenses	50203060	3,309,636.48	293,473.40	1,908,625.99	1,401,010.49	
Medical,Dental & Lab. Supplies Expenses	50203080	1,396,000.00		54,947.75	1,341,052.25	
Fuel, Oil & Lubricants Expenses	50203090	4,105,000.00	2,819.68	173,157.79	3,931,842.21	
Military, Police & Traffic Supplies Exp.	50203120	900,000.00			900,000.00	
Semi-Expendable Office Equipment	50203210-02	300,000.00			300,000.00	
Semi-Expendable ICT Equipment	50203210-03	1,038,995.00		38,995.00	1,000,000.00	
Semi-Expendable Communication Equipment	50203210-07	500,000.00			500,000.00	
Semi-Expendable Disaster Response & Resc	50203210-08	500,000.00			500,000.00	
Semi-Expendable Military,Police & Securi	50203210-09	600,000.00			600,000.00	
Semi-Expendable Medical Equipment	50203210-10	1,500,000.00			1,500,000.00	
Semi-Expendable Printing Equipment	50203210-11	300,000.00			300,000.00	
Semi-Expendable Sports Equipment	50203210-12	300,000.00			300,000.00	
Semi-Expendable Other Machinery & Equipm	50203210-99	1,310,300.00		72,485.68	1,237,814.32	
Semi-Expendable Furniture & Fixture	50203220-01	1,000,000.00			1,000,000.00	
Semi-Expendable Books	50203220-02	500,000.00			500,000.00	
Other Supplies Expenses	50203990	15,031,133.90		184,528.00	14,846,605.90	
Water Expenses	50204010	4,988,640.00		1,214,983.30	3,773,656.70	
Electricity Expenses	50204020	37,876,749.00	417.00	1,616,951.74	36,259,797.26	
Postage & Deliveries Expenses	50205010	327,169.00	2,000.00	22,169.00	305,000.00	
Telephone and Mobile Expense	50205020	31,383,973.97	615,180.62	4,396,554.85	26,987,419.12	

Allotment Class / Object of Expenditure (1)	Code	Allotment Received (2)	Obligations Incurred		Unobligated Balance of Allotment (5) = (2) - (4)	REMARKS (6)
			This Report (3)	To Date (4)		
Internet Expenses	50205030	9,046,570.00		978,576.00	8,067,994.00	
Cable, Radio, Sattelite Expenses	50205040	1,525,000.00	5,000.00	15,000.00	1,510,000.00	
Confidential Expenses	50210010	100,000,000.00			100,000,000.00	
Extraordinary and Miscellaneous Expenses	50210030	425,388,235.00	48,879,300.00	174,741,729.00	250,646,506.00	
Legal Services	50211010	520,150.00	500.00	17,650.00	502,500.00	
Auditing Expenses	50211020	4,000,000.00		244,845.38	3,755,154.62	
Consultancy Services	50211030	134,637,377.22	4,760,087.66	23,476,951.70	111,160,425.52	
Other Professional Services	50211990	6,823,965.85	955,500.00	5,049,365.85	1,774,600.00	
Environment/Sanitary Services	50212010	800,000.00		270,000.00	530,000.00	
Janitorial Services	50212020	20,000,000.00		3,073,239.26	16,926,760.74	
Security Services	50212030	2,500,000.00			2,500,000.00	
Other General Services	50212990	1,500,000.00			1,500,000.00	
Repair & Maint. - Office Bldgs.	50213040-01	1,000,000.00			1,000,000.00	
Repair & Maint. - Office Equip.	50213050-02	200,000.00			200,000.00	
Repair & Maint. - IT Equipment	50213050-03	500,000.00			500,000.00	
Repair & Maint. - Communication Eqpt.	50213050-07	1,500,000.00		20,000.00	1,480,000.00	
Repair & Maint.-Fire Equipment	50213050-09	300,000.00			300,000.00	
Repair & Maint. - Medical, Dental, etc.	50213050-11	200,000.00			200,000.00	
Repair & Maint. - Motor Vehicle	50213060-01	2,045,000.00		170,100.48	1,874,899.52	
Repair & Maint. - Furn. & Fixtures	50213070	500,000.00			500,000.00	
Rep&Maint-Semi Exp-Office Equip	50213210-02	100,000.00			100,000.00	
Rep&Maint-Semi Exp-IT Equip	50213210-03	100,000.00			100,000.00	
Rep&Maint-Semi Exp-Disaster Response	50213210-08	100,000.00			100,000.00	
Rep&Maint-Semi Exp-Other Machinery Equip	50213210-99	100,000.00			100,000.00	
Rep&Maint-Semi Exp-Furniture&Fixturre	50213220-01	100,000.00			100,000.00	
Repair & Maint. - Other Property, etc.	50213990	2,300,000.00		860,518.91	1,439,481.09	
Taxes, Duties and Licenses	50215010	500,000.00			500,000.00	
Fidelity Bond Premium	50215020	600,000.00		61,950.00	538,050.00	
Insurance Premiums	50215030	2,500,000.00		1,713,564.25	786,435.75	
Advertisement Expenses	50299010	3,500,000.00			3,500,000.00	
Printing & Binding Expenses	50299020	6,130,000.00	681,000.00	3,625,000.00	2,505,000.00	
Representation Expenses	50299030	87,245,278.70	3,059,320.75	20,808,081.21	66,437,197.49	
Transportation & Delivery Expenses	50299040	782,000.00			782,000.00	
Rent Expenses	50299050	208,731,045.94	1,616,833.46	50,585,712.38	158,145,333.56	
Membership Dues & Contribution to Orgns	50299060	1,947,000.00		1,004,332.98	942,667.02	

Allotment Class / Object of Expenditure (1)	Code	Allotment Received (2)	Obligations Incurred		Unobligated Balance of Allotment (5) = (2) - (4)	REMARKS (6)
			This Report (3)	To Date (4)		
Subscription Expenses	50299070	12,459,950.97	84,624.00	1,475,787.20	10,984,163.77	
Other Maintenance and Other Operating Ex	50299990	490,494,404.64	29,002,135.91	169,040,761.81	321,453,642.83	
Total Maintenance and Other Operating Expenses		1,939,944,184.66	95,587,287.77	521,314,820.31	1,418,629,364.35	
Capital Outlays						
Office Equipment	10605020	5,194,010.00			5,194,010.00	
IT Equipment	10605030	22,905,990.00		305,990.00	22,600,000.00	
Communication Equipment	10605070	800,000.00			800,000.00	
Firefighting Equipment & Accessories	10605090-01	300,000.00			300,000.00	
Military, Police & Security Equipment	10605100	3,500,000.00			3,500,000.00	
Medical, Dental & Laboratory Equipment	10605110	1,400,000.00			1,400,000.00	
Sports Equipment	10605130	500,000.00			500,000.00	
Motor Vehicles	10606010	20,000,000.00			20,000,000.00	
Furniture & Fixture Equipment	10607010	1,000,000.00			1,000,000.00	
Library Books	10607020	1,500,000.00			1,500,000.00	
Other Property, etc.	10698990	15,900,000.00			15,900,000.00	
Computer Software	10801020	12,000,000.00			12,000,000.00	
Total Capital Outlays		85,000,000.00		305,990.00	84,694,010.00	
Total Current Operating Expenditures		5,131,467,000.00	296,856,083.24	1,482,569,131.83	3,648,897,868.17	
TOTAL CURRENT OPERATING EXPENDITURES		5,131,467,000.00	296,856,083.24	1,482,569,131.83	3,648,897,868.17	
SPECIAL PURPOSE FUNDS						
MISCELLANEOUS PERSONNEL BENEFITS FUNDS						
Personnel Services						
Salary Increase	50101010-01	38,956,000.00	2,632,055.03	12,944,346.22	26,011,653.78	
Year-End Bonus	50102140	1,800,000.00			1,800,000.00	
Year-End Bonus - Increase	50102140-01	1,600,000.00			1,600,000.00	
Other Bonuses and Allowances	50102990	3,400,000.00	2,704,600.00	2,704,600.00	695,400.00	
GSIS (RLIP) Special Purpose	50103010-01	1,169,000.00		661,231.56	507,768.44	
Total Personnel Services		46,925,000.00	5,336,655.03	16,310,177.78	30,614,822.22	
Total Miscellaneous Personnel Benefits Funds		46,925,000.00	5,336,655.03	16,310,177.78	30,614,822.22	
Total Special Purpose Funds		46,925,000.00	5,336,655.03	16,310,177.78	30,614,822.22	


Allotment Class / Object of Expenditure (1)	Code	Allotment Received (2)	Obligations Incurred		Unobligated Balance of Allotment (5) = (2) - (4)	REMARKS (6)
			This Report (3)	To Date (4)		
TOTAL SPECIAL PURPOSE FUNDS		46,925,000.00	5,336,655.03	16,310,177.78	30,614,822.22	
CONTINUING APPROPRIATIONS						
REGULAR						
Maintenance and Other Operating Expenses						
Travelling Expenses - Local	50201010	158,720,342.92	18,433,327.77	73,888,557.71	84,831,785.21	
Travelling Expenses - Foreign	50201020	22,594,345.56	-5,000.00	573,181.72	22,021,163.84	
Training Expenses	50202010	419,842.32			419,842.32	
IT/Office Supplies Expenses	50203010	6,141,330.92		96,000.00	6,045,330.92	
Accountable Forms Expenses	50203020	3,600.00			3,600.00	
Welfare Good Expenses	50203060	7,704,201.54	1,750,000.00	3,012,500.00	4,691,701.54	
Semi-Expendable Office Equipment	50203210-02	100,500.00			100,500.00	
Semi-Expendable ICT Equipment	50203210-03	193,800.00			193,800.00	
Other Supplies Expenses	50203990	1,612,355.69			1,612,355.69	
Water Expenses	50204010	6,115,031.71	417.00	5,731.03	6,109,300.68	
Electricity Expenses	50204020	25,028,964.00	1,391,394.23	4,218,232.39	20,810,731.61	
Postage & Deliveries Expenses	50205010	66,941.17		500.00	66,441.17	
Telephone and Mobile Expense	50205020	6,371,285.13	125,997.00	305,199.20	6,066,085.93	
Internet Expenses	50205030	1,384,725.20	89,158.00	164,910.00	1,219,815.20	
Extraordinary and Miscellaneous Expenses	50210030	47,439,141.37	3,716,035.48	14,825,597.54	32,613,543.83	
Legal Services	50211010	49,500.00	9,500.00	14,500.00	35,000.00	
Consultancy Services	50211030	122,930,091.39	6,383,517.90	34,103,779.76	88,826,311.63	
Other Professional Services	50211990	11,397,127.12	933,100.00	4,173,727.12	7,223,400.00	
Janitorial Services	50212020	25,000,000.00		2,791,243.03	22,208,756.97	
Security Services	50212030	5,000,000.00		462,187.00	4,537,813.00	
Repair & Maint. - Motor Vehicle	50213060-01	700,000.00		70,000.00	630,000.00	
Fidelity Bond Premium	50215020	22,500.00		22,500.00		
Printing & Binding Expenses	50299020	50,000.00			50,000.00	
Representation Expenses	50299030	35,351,838.89	2,693,074.43	9,923,944.37	25,427,894.52	
Rent Expenses	50299050	63,129,080.80		2,672,300.97	60,456,779.83	
Subscription Expenses	50299070	3,434,209.15	766,563.75	766,563.75	2,667,645.40	
Other Maintenance and Other Operating Ex	50299990	188,789,568.70	19,956,733.88	77,510,389.13	111,279,179.57	
Total Maintenance and Other Operating Expenses		739,750,323.58	56,243,819.44	229,601,544.72	510,148,778.86	
Capital Outlays						



Allotment Class / Object of Expenditure (1)	Code	Allotment Received (2)	Obligations Incurred		Unobligated Balance of Allotment (5) = (2) - (4)	REMARKS (6)
			This Report (3)	To Date (4)		
Office Equipment	10605020	17,214,810.00			17,214,810.00	
IT Equipment	10605030	22,448,988.72			22,448,988.72	
Communication Equipment	10605070	2,151,245.00			2,151,245.00	
Firefighting Equipment & Accessories	10605090-01	300,000.00			300,000.00	
Military, Police & Security Equipment	10605100	21,915,000.00			21,915,000.00	
Medical, Dental & Laboratory Equipment	10605110	1,390,000.00			1,390,000.00	
Printing Equipment	10605120	1,500,000.00			1,500,000.00	
Sports Equipment	10605130	2,000,000.00			2,000,000.00	
Motor Vehicles	10606010	2,750,000.00			2,750,000.00	
Furniture & Fixture Equipment	10607010	2,245,125.00			2,245,125.00	
Library Books	10607020	2,685,000.00			2,685,000.00	
Other Property, etc.	10698990	27,715,678.50			27,715,678.50	
Computer Software	10801020	33,800,000.00		110,000.00	27,605,678.50	
Total Capital Outlays		138,115,847.22		110,000.00	138,005,847.22	
Total Continuing Appropriations Regular		877,866,170.80	56,243,819.44	229,711,544.72	648,154,626.08	
TOTAL CONTINUING APPROPRIATIONS		877,866,170.80	56,243,819.44	229,711,544.72	648,154,626.08	
TOTAL PROPER AND SECRETARIAT		6,056,258,170.80	358,436,557.71	1,728,590,854.33	4,327,667,316.47	
PROGRAM B - LOCALLY FUNDED PROJECTS						
SENATE RELOCATION						
CURRENT OPERATING EXPENDITURES						
Maintenance and Other Operating Expenses						
Consultancy Services	50211030	9,000,000.00	375,000.00	1,505,000.00	7,495,000.00	
Representation Expenses	50299030	520,000.00			520,000.00	
Other Maintenance and Other Operating Ex	50299990	480,000.00			480,000.00	
Total Maintenance and Other Operating Expenses		10,000,000.00	375,000.00	1,505,000.00	8,495,000.00	
Capital Outlays						
Office Buildings	10604010	4,377,000,000.00			4,377,000,000.00	
Total Capital Outlays		4,377,000,000.00			4,377,000,000.00	

Allotment Class / Object of Expenditure (1)	Code	Allotment Received (2)	Obligations Incurred		Unobligated Balance of Allotment (5) = (2) - (4)	REMARKS (6)
			This Report (3)	To Date (4)		
<i>Total Current Operating Expenditures</i>		4,387,000,000.00	375,000.00	1,505,000.00	4,385,495,000.00	
TOTAL LOCALLY-FUNDED PROJECTS		4,387,000,000.00	375,000.00	1,505,000.00	4,385,495,000.00	
CONTINUING APPROPRIATIONS REGULAR						
Maintenance and Other Operating Expenses						
Consultancy Services	50211030	380,000.00		280,000.00	100,000.00	
Other Maintenance and Other Operating Ex	50299990	563,608.00			563,608.00	
<i>Total Maintenance and Other Operating Expenses</i>		943,608.00		280,000.00	663,608.00	
<i>Total Continuing Appropriations Regular</i>		943,608.00		280,000.00	663,608.00	
TOTAL CONTINUING APPROPRIATIONS		943,608.00		280,000.00	663,608.00	
TOTAL PROGRAM B		4,387,943,608.00	375,000.00	1,785,000.00	4,386,158,608.00	
GRAND TOTAL		10,444,201,778.80	358,811,557.71	1,730,375,854.33	8,713,825,924.47	

Certified Correct:

Submitted By:


RIOSA C. MANALANSAN
 Chief, Legislative Budget Service


ATTY. MYRA MARIE D. VILLARICA
 Senate Secretary

STATEMENT OF ALLOTMENT, OBLIGATIONS AND BALANCES
 As of June 30, 2020
 (Summary by Source)

DEPARTMENT
Agency: SENATE
Fund: General

Allotment Class / Object of Expenditure (1)	Code	Allotment Received (2)	Obligations Incurred		Unobligated Balance of Allotment (5) = (2) - (4)	REMARKS (6)
			This Report (3)	To Date (4)		
PROGRAM A1 & A2						
SECRETARIAT AND LEGISLATIVE PROPER SERVICES						
CURRENT OPERATING EXPENDITURES						
Personnel Services						
Salaries - Itemized Position	50101010	1,383,419,232.42	97,531,832.55	575,409,455.21	808,009,777.21	
Salaries & Wages - Unfilled Position	50101010-A	95,780,000.00			95,780,000.00	
Casual Wages	50101020-01	50,000,000.00	3,933,025.00	22,980,418.78	27,019,581.22	
Contractual Wages	50101020-02	19,200,000.00	1,524,340.55	8,264,051.72	10,935,948.28	
Casual Increase	50101020-11	3,200,000.00	200,545.00	1,162,388.52	2,037,611.48	
Contractual Increase	50101020-21	800,000.00	41,103.58	219,670.10	580,329.90	
PERA	50102010	54,323,000.00	3,683,727.49	21,721,992.63	32,601,007.37	
Representation Allowance (RA)	50102020	13,564,000.00	997,000.00	5,847,500.00	7,716,500.00	
Transportation Allowance (TA)	50102030	12,564,000.00	873,000.00	5,103,500.00	7,460,500.00	
Clothing/Uniform Allowance	50102040	12,000,000.00	30,000.00	10,530,000.00	1,470,000.00	
Health Workers Benefits	50102060	500,000.00	13,800.00	27,250.00	472,750.00	
Honoraria	50102100	1,200,000.00		18,125.00	1,181,875.00	
Longevity Pay	50102120	88,000,000.00	217,584.05	38,837,806.49	49,162,193.51	
Overtime Services	50102130	33,500,000.00	1,152,741.27	6,811,066.03	26,688,933.97	
Year-End Bonus	50102140	101,500,000.00			101,500,000.00	
Cash Gift	50102150	11,000,000.00			11,000,000.00	
Other Bonuses and Allowances	50102990	200,726,000.00	27,225,990.61	120,972,560.70	79,753,439.30	
Provident Fund Contributions (SEF)	50103050	26,000,000.00	5,088,076.77	10,056,701.49	15,943,298.51	
Retirement Benefits - Civilians	50104020	12,068,000.00			12,068,000.00	
Terminal Leave	50104030	29,773,000.00	6,897,494.41	12,248,030.46	17,524,969.54	
Other Personnel Benefits	50104990	883,926,961.48	98,289,587.51	315,716,819.08	568,210,142.40	

Allotment Class / Object of Expenditure (1)	Code	Allotment Received (2)	Obligations Incurred		Unobligated Balance of Allotment (5) = (2) - (4)	REMARKS (6)
			This Report (3)	To Date (4)		
Total Personnel Services		3,033,044,193.90	247,699,848.79	1,155,927,336.21	1,877,116,857.69	
Personnel Services						
GSIS Contribution	50103010	41,565,000.00		47,886,262.73	-6,321,262.73	
Pag-Ibig Contribution	50103020	4,300,000.00	180,000.00	1,094,500.00	3,205,500.00	
PhilHealth Contribution	50103030	16,500,000.00	3,243,483.17	6,436,954.54	10,063,045.46	
ECC Contribution	50103040	4,300,000.00	360,000.00	1,086,600.00	3,213,400.00	
Total Personnel Services		66,665,000.00	3,783,483.17	56,504,317.27	10,160,682.73	
Total Personnel Services		3,099,709,193.90	251,483,331.96	1,212,431,653.48	1,887,277,540.42	
Maintenance and Other Operating Expenses						
Travelling Expenses - Local	50201010	222,228,655.13	3,581,436.78	47,610,894.67	174,617,760.46	
Travelling Expenses - Foreign	50201020	30,390,918.46	5,000.00	2,724,257.42	27,666,661.04	
Training Expenses	50202010	15,756,543.83	1,406,343.83	8,419,471.17	7,337,072.66	
IT/Office Supplies Expenses	50203010	29,870,417.92	3,012,332.08	3,647,744.23	26,222,673.69	
Accountable Forms Expenses	50203020	1,266,400.00		1,000.00	1,265,400.00	
Welfare Good Expenses	50203060	3,336,660.62	-156,299.84	1,752,326.15	1,584,334.47	
Medical,Dental & Lab. Supplies Expenses	50203080	1,396,000.00		54,947.75	1,341,052.25	
Fuel, Oil & Lubricants Expenses	50203090	4,105,000.00	44,672.54	217,830.33	3,887,169.67	
Military, Police & Traffic Supplies Exp.	50203120	900,000.00			900,000.00	
Semi-Expendable Office Equipment	50203210-02	300,000.00			300,000.00	
Semi-Expendable ICT Equipment	50203210-03	1,038,995.00		38,995.00	1,000,000.00	
Semi-Expendable Communication Equipment	50203210-07	500,000.00			500,000.00	
Semi-Expendable Disaster Response & Resc	50203210-08	500,000.00			500,000.00	
Semi-Expendable Military,Police & Securi	50203210-09	600,000.00			600,000.00	
Semi-Expendable Medical Equipment	50203210-10	1,500,000.00			1,500,000.00	
Semi-Expendable Printing Equipment	50203210-11	300,000.00			300,000.00	
Semi-Expendable Sports Equipment	50203210-12	300,000.00			300,000.00	
Semi-Expendable Other Machinery & Equipm	50203210-99	1,310,300.00	9,800.00	82,285.68	1,228,014.32	
Semi-Expendable Furniture & Fixture	50203220-01	1,000,000.00			1,000,000.00	
Semi-Expendable Books	50203220-02	500,000.00			500,000.00	
Other Supplies Expenses	50203990	14,425,073.88	9,990.00	194,518.00	14,230,555.88	
Water Expenses	50204010	4,924,064.00		1,214,983.30	3,709,080.70	
Electricity Expenses	50204020	37,496,611.00		1,616,951.74	35,879,659.26	
Postage & Deliveries Expenses	50205010	332,169.00	5,000.00	27,169.00	305,000.00	
Telephone and Mobile Expense	50205020	30,707,371.53	718,562.28	5,115,117.13	25,592,254.40	

Allotment Class / Object of Expenditure (1)	Code	Allotment Received (2)	Obligations Incurred		Unobligated Balance of Allotment (5) = (2) - (4)	REMARKS (6)
			This Report (3)	To Date (4)		
Internet Expenses	50205030	8,861,070.00	183,184.00	1,161,760.00	7,699,310.00	
Cable, Radio, Sattelite Expenses	50205040	1,530,000.00	5,000.00	20,000.00	1,510,000.00	
Confidential Expenses	50210010	100,000,000.00			100,000,000.00	
Extraordinary and Miscellaneous Expenses	50210030	430,364,185.33	24,869,165.33	199,610,894.33	230,753,291.00	
Legal Services	50211010	522,650.00	2,500.00	20,150.00	502,500.00	
Auditing Expenses	50211020	4,000,000.00	19,012.48	263,857.86	3,736,142.14	
Consultancy Services	50211030	131,801,003.22	3,364,384.67	26,841,336.37	104,959,666.85	
Other Professional Services	50211990	7,959,965.85	671,500.00	5,720,865.85	2,239,100.00	
Environment/Sanitary Services	50212010	800,000.00		270,000.00	530,000.00	
Janitorial Services	50212020	20,000,000.00		3,073,239.26	16,926,760.74	
Security Services	50212030	2,500,000.00			2,500,000.00	
Other General Services	50212990	1,500,000.00			1,500,000.00	
Repair & Maint. - Office Bldgs.	50213040-01	1,000,000.00			1,000,000.00	
Repair & Maint. - Office Equip.	50213050-02	200,000.00			200,000.00	
Repair & Maint. - IT Equipment	50213050-03	500,000.00			500,000.00	
Repair & Maint. - Communication Eqpt.	50213050-07	1,500,000.00		20,000.00	1,480,000.00	
Repair & Maint.-Fire Equipment	50213050-09	300,000.00			300,000.00	
Repair & Maint. - Medical, Dental, etc.	50213050-11	200,000.00			200,000.00	
Repair & Maint. - Motor Vehicle	50213060-01	2,045,000.00	19,765.00	189,865.48	1,855,134.52	
Repair & Maint. - Furn. & Fixtures	50213070	500,000.00			500,000.00	
Rep&Maint-Semi Exp-Office Equip	50213210-02	100,000.00			100,000.00	
Rep&Maint-Semi Exp-IT Equip	50213210-03	100,000.00			100,000.00	
Rep&Maint-Semi Exp-Disaster Response	50213210-08	100,000.00			100,000.00	
Rep&Maint-Semi Exp-Other Machinery Equip	50213210-99	100,000.00			100,000.00	
Rep&Maint-Semi Exp-Furniture&Fixturre	50213220-01	100,000.00			100,000.00	
Repair & Maint. - Other Property, etc.	50213990	2,300,000.00		860,518.91	1,439,481.09	
Taxes, Duties and Licenses	50215010	500,000.00			500,000.00	
Fidelity Bond Premium	50215020	600,000.00		61,950.00	538,050.00	
Insurance Premiums	50215030	2,500,000.00	28,751.71	1,742,315.96	757,684.04	
Advertisement Expenses	50299010	3,500,000.00			3,500,000.00	
Printing & Binding Expenses	50299020	7,151,000.00	896,000.00	4,521,000.00	2,630,000.00	
Representation Expenses	50299030	88,245,768.27	3,934,385.25	24,742,466.46	63,503,301.81	
Transportation & Delivery Expenses	50299040	782,000.00			782,000.00	
Rent Expenses	50299050	206,148,919.84	1,950,384.05	52,536,096.43	153,612,823.41	
Membership Dues & Contribution to Orgns	50299060	1,947,000.00		1,004,332.98	942,667.02	

Allotment Class / Object of Expenditure (1)	Code	Allotment Received (2)	Obligations Incurred		Unobligated Balance of Allotment (5) = (2) - (4)	REMARKS (6)
			This Report (3)	To Date (4)		
Subscription Expenses	50299070	11,550,681.97	12,743.00	1,488,530.20	10,062,151.77	
Other Maintenance and Other Operating Ex	50299990	499,963,381.25	30,256,618.01	199,297,379.82	300,666,001.43	
Total Maintenance and Other Operating Expenses		1,946,757,806.10	74,850,231.17	596,165,051.48	1,350,592,754.62	
Capital Outlays						
Office Equipment	10605020	5,194,010.00			5,194,010.00	
IT Equipment	10605030	22,905,990.00		305,990.00	22,600,000.00	
Communication Equipment	10605070	800,000.00			800,000.00	
Firefighting Equipment & Accessories	10605090-01	300,000.00			300,000.00	
Military, Police & Security Equipment	10605100	3,500,000.00			3,500,000.00	
Medical, Dental & Laboratory Equipment	10605110	1,400,000.00			1,400,000.00	
Sports Equipment	10605130	500,000.00			500,000.00	
Motor Vehicles	10606010	20,000,000.00			20,000,000.00	
Furniture & Fixture Equipment	10607010	1,000,000.00			1,000,000.00	
Library Books	10607020	1,500,000.00			1,500,000.00	
Other Property, etc.	10698990	15,900,000.00			15,900,000.00	
Computer Software	10801020	12,000,000.00			12,000,000.00	
Total Capital Outlays		85,000,000.00		305,990.00	84,694,010.00	
Total Current Operating Expenditures		5,131,467,000.00	326,333,563.13	1,808,902,694.96	3,322,564,305.04	
TOTAL CURRENT OPERATING EXPENDITURES		5,131,467,000.00	326,333,563.13	1,808,902,694.96	3,322,564,305.04	
SPECIAL PURPOSE FUNDS						
MISCELLANEOUS PERSONNEL BENEFITS FUNDS						
Personnel Services						
Salary Increase	50101010-01	38,956,000.00	2,691,418.91	15,635,765.13	23,320,234.87	
Year-End Bonus	50102140	1,800,000.00			1,800,000.00	
Year-End Bonus - Increase	50102140-01	1,600,000.00			1,600,000.00	
Other Bonuses and Allowances	50102990	3,400,000.00		2,704,600.00	695,400.00	
GSIS (RLIP) Special Purpose	50103010-01	1,169,000.00	641,113.56	1,302,345.12	-133,345.12	
Total Personnel Services		46,925,000.00	3,332,532.47	19,642,710.25	27,282,289.75	
Total Miscellaneous Personnel Benefits Funds		46,925,000.00	3,332,532.47	19,642,710.25	27,282,289.75	
Total Special Purpose Funds		46,925,000.00	3,332,532.47	19,642,710.25	27,282,289.75	

Allotment Class / Object of Expenditure (1)	Code	Allotment Received (2)	Obligations Incurred		Unobligated Balance of Allotment (5) = (2) - (4)	REMARKS (6)
			This Report (3)	To Date (4)		
TOTAL SPECIAL PURPOSE FUNDS		46,925,000.00	3,332,532.47	19,642,710.25	27,282,289.75	
CONTINUING APPROPRIATIONS						
REGULAR						
Maintenance and Other Operating Expenses						
Travelling Expenses - Local	50201010	158,217,580.92	18,481,728.51	92,370,286.22	65,847,294.70	
Travelling Expenses - Foreign	50201020	21,249,192.78		573,181.72	20,676,011.06	
Training Expenses	50202010	419,842.32			419,842.32	
IT/Office Supplies Expenses	50203010	5,517,967.77		96,000.00	5,421,967.77	
Accountable Forms Expenses	50203020	5,600.00			5,600.00	
Welfare Good Expenses	50203060	8,353,023.60	393,703.75	3,406,203.75	4,946,819.85	
Semi-Expendable Office Equipment	50203210-02	100,500.00			100,500.00	
Semi-Expendable ICT Equipment	50203210-03	293,800.00			293,800.00	
Other Supplies Expenses	50203990	1,340,967.54			1,340,967.54	
Water Expenses	50204010	6,115,031.71	417.00	6,148.03	6,108,883.68	
Electricity Expenses	50204020	25,028,964.00	3,692.25	4,221,924.64	20,807,039.36	
Postage & Deliveries Expenses	50205010	66,941.17		500.00	66,441.17	
Telephone and Mobile Expense	50205020	6,151,772.13	130,459.60	435,658.80	5,716,113.33	
Internet Expenses	50205030	1,215,516.20	51,278.00	216,188.00	999,328.20	
Extraordinary and Miscellaneous Expenses	50210030	47,439,141.37	3,548,664.52	18,374,262.06	29,064,879.31	
Legal Services	50211010	59,500.00		14,500.00	45,000.00	
Consultancy Services	50211030	123,542,773.15	11,463,017.84	45,566,797.60	77,975,975.55	
Other Professional Services	50211990	11,547,127.12	1,697,908.72	5,871,635.84	5,675,491.28	
Janitorial Services	50212020	25,000,000.00	1,264,464.04	4,055,707.07	20,944,292.93	
Security Services	50212030	5,000,000.00	462,187.00	924,374.00	4,075,626.00	
Repair & Maint. - Motor Vehicle	50213060-01	700,000.00	70,000.00	140,000.00	560,000.00	
Repair & Maint. - Other Property, etc.	50213990	10,000.00			10,000.00	
Fidelity Bond Premium	50215020	46,500.00	24,000.00	46,500.00		
Printing & Binding Expenses	50299020	50,000.00			50,000.00	
Representation Expenses	50299030	33,940,448.37	2,095,826.90	12,019,771.27	21,920,677.10	
Rent Expenses	50299050	62,822,237.68	28,768.62	2,701,069.59	60,121,168.09	
Subscription Expenses	50299070	3,764,201.15		766,563.75	2,997,637.40	
Other Maintenance and Other Operating Ex	50299990	191,404,429.45	18,447,855.19	95,958,244.32	95,446,185.13	
Total Maintenance and Other Operating Expenses		739,403,058.43	58,163,971.94	287,765,516.66	451,637,541.77	

Allotment Class / Object of Expenditure (1)	Code	Allotment Received (2)	Obligations Incurred		Unobligated Balance of Allotment (5) = (2) - (4)	REMARKS (6)
			This Report (3)	To Date (4)		
Capital Outlays						
Office Equipment	10605020	16,714,810.00			16,714,810.00	
IT Equipment	10605030	22,844,956.72	574,975.00	574,975.00	22,269,981.72	
Communication Equipment	10605070	2,151,245.00			2,151,245.00	
Firefighting Equipment & Accessories	10605090-01	300,000.00			300,000.00	
Military, Police & Security Equipment	10605100	21,915,000.00			21,915,000.00	
Medical, Dental & Laboratory Equipment	10605110	1,390,000.00			1,390,000.00	
Printing Equipment	10605120	1,500,000.00			1,500,000.00	
Sports Equipment	10605130	2,000,000.00			2,000,000.00	
Motor Vehciles	10606010	2,750,000.00			2,750,000.00	
Furniture & Fixture Equipment	10607010	2,662,224.05	200,000.00	200,000.00	2,462,224.05	
Library Books	10607020	2,685,000.00			2,685,000.00	
Other Property, etc.	10698990	27,749,876.60	159,000.00	269,000.00	27,480,876.60	
Computer Software	10801020	33,800,000.00			33,800,000.00	
Total Capital Outlays		138,463,112.37	933,975.00	1,043,975.00	137,419,137.37	
Total Continuing Appropriations Regular		877,866,170.80	59,097,946.94	288,809,491.66	589,056,679.14	
TOTAL CONTINUING APPROPRIATIONS		877,866,170.80	59,097,946.94	288,809,491.66	589,056,679.14	
TOTAL PROPER AND SECRETARIAT		6,056,258,170.80	388,764,042.54	2,117,354,896.87	3,938,903,273.93	
PROGRAM B - LOCALLY FUNDED PROJECTS						
SENATE RELOCATION						
CURRENT OPERATING EXPENDITURES						
Maintenance and Other Operating Expenses						
Consultancy Services	50211030	9,000,000.00	375,000.00	1,880,000.00	7,120,000.00	
Representation Expenses	50299030	520,000.00			520,000.00	
Other Maintenance and Other Operating Ex	50299990	480,000.00			480,000.00	
Total Maintenance and Other Operating Expenses		10,000,000.00	375,000.00	1,880,000.00	8,120,000.00	
Capital Outlays						
Office Buildings	10604010	4,377,000,000.00			4,377,000,000.00	
Total Capital Outlays		4,377,000,000.00			4,377,000,000.00	

Allotment Class / Object of Expenditure (1)	Code	Allotment Received (2)	Obligations Incurred		Unobligated Balance of Allotment (5) = (2) - (4)	REMARKS (6)
			This Report (3)	To Date (4)		
<i>Total Current Operating Expenditures</i>		4,387,000,000.00	375,000.00	1,880,000.00	4,385,120,000.00	
TOTAL LOCALLY-FUNDED PROJECTS		4,387,000,000.00	375,000.00	1,880,000.00	4,385,120,000.00	
CONTINUING APPROPRIATIONS REGULAR						
Maintenance and Other Operating Expenses						
Consultancy Services	50211030	380,000.00		280,000.00	100,000.00	
Other Maintenance and Other Operating Ex	50299990	563,608.00			563,608.00	
<i>Total Maintenance and Other Operating Expenses</i>		943,608.00		280,000.00	663,608.00	
<i>Total Continuing Appropriations Regular</i>		943,608.00		280,000.00	663,608.00	
TOTAL CONTINUING APPROPRIATIONS		943,608.00		280,000.00	663,608.00	
TOTAL PROGRAM B		4,387,943,608.00	375,000.00	2,160,000.00	4,385,783,608.00	
GRAND TOTAL		10,444,201,778.80	389,139,042.54	2,119,514,896.87	8,324,686,881.93	

Certified Correct:

Submitted By:


RIOSA C. MANALANSAN
 Chief, Legislative Budget Service


ATTY. MYRA MARIE D. VILLARICA
 Senate Secretary

STATEMENT OF ALLOTMENT, OBLIGATIONS AND BALANCES

As of July 31, 2020

(Summary by Source)

DEPARTMENT

Agency: SENATE

Fund: General

Allotment Class / Object of Expenditure (1)	Code	Allotment Received (2)	Obligations Incurred		Unobligated Balance of Allotment (5) = (2) - (4)	REMARKS (6)
			This Report (3)	To Date (4)		
PROGRAM A1 & A2						
SECRETARIAT AND LEGISLATIVE PROPER SERVICES						
CURRENT OPERATING EXPENDITURES						
Personnel Services						
Salaries - Itemized Position	50101010	1,377,549,095.44	95,867,974.14	671,277,429.35	706,271,666.09	
Salaries & Wages - Unfilled Position	50101010-A	95,780,000.00			95,780,000.00	
Casual Wages	50101020-01	50,000,000.00	3,784,216.32	26,764,635.10	23,235,364.90	
Contractual Wages	50101020-02	19,200,000.00	1,385,727.00	9,649,778.72	9,550,221.28	
Casual Increase	50101020-11	3,200,000.00	288,176.78	1,450,565.30	1,749,434.70	
Contractual Increase	50101020-21	800,000.00	36,909.00	256,579.10	543,420.90	
PERA	50102010	54,230,000.00	3,626,363.64	25,348,356.27	28,881,643.73	
Representation Allowance (RA)	50102020	13,564,000.00	962,500.00	6,810,000.00	6,754,000.00	
Transportation Allowance (TA)	50102030	12,564,000.00	838,500.00	5,942,000.00	6,622,000.00	
Clothing/Uniform Allowance	50102040	12,000,000.00	72,000.00	10,602,000.00	1,398,000.00	
Health Workers Benefits	50102060	500,000.00	22,800.00	50,050.00	449,950.00	
Honoraria	50102100	1,200,000.00	4,375.00	22,500.00	1,177,500.00	
Longevity Pay	50102120	88,000,000.00	50,584.00	38,888,390.49	49,111,609.51	
Overtime Services	50102130	33,500,000.00	947,934.85	7,759,000.88	25,740,999.12	
Year-End Bonus	50102140	101,500,000.00			101,500,000.00	
Cash Gift	50102150	11,000,000.00			11,000,000.00	
Other Bonuses and Allowances	50102990	200,726,000.00	239,683.00	121,212,243.70	79,513,756.30	
Provident Fund Contributions (SEF)	50103050	26,000,000.00	1,672,124.04	11,728,825.53	14,271,174.47	
Retirement Benefits - Civilians	50104020	12,068,000.00			12,068,000.00	
Terminal Leave	50104030	29,773,000.00	2,402,955.69	14,650,986.15	15,122,013.85	
Other Personnel Benefits	50104990	883,902,961.48	98,379,837.39	414,096,656.47	469,806,305.01	

Allotment Class / Object of Expenditure (1)	Code	Allotment Received (2)	Obligations Incurred		Unobligated Balance of Allotment (5) = (2) - (4)	REMARKS (6)
			This Report (3)	To Date (4)		
Total Personnel Services		3,027,057,056.92	210,582,660.85	1,366,509,997.06	1,660,547,059.86	
Personnel Services						
GSIS Contribution	50103010	41,565,000.00		47,886,262.73	-6,321,262.73	
Pag-Ibig Contribution	50103020	4,300,000.00	179,700.00	1,274,200.00	3,025,800.00	
PhilHealth Contribution	50103030	16,500,000.00	1,087,739.02	7,524,693.56	8,975,306.44	
ECC Contribution	50103040	4,300,000.00	181,900.00	1,268,500.00	3,031,500.00	
Total Personnel Services		66,665,000.00	1,449,339.02	57,953,656.29	8,711,343.71	
Total Personnel Services		3,093,722,056.92	212,031,999.87	1,424,463,653.35	1,669,258,403.57	
Maintenance and Other Operating Expenses						
Travelling Expenses - Local	50201010	219,444,375.15	5,130,501.74	52,741,396.41	166,702,978.74	
Travelling Expenses - Foreign	50201020	30,270,918.46		2,724,257.42	27,546,661.04	
Training Expenses	50202010	17,007,893.83	1,271,350.00	9,690,821.17	7,317,072.66	
IT/Office Supplies Expenses	50203010	28,658,688.21	220,432.51	3,868,176.74	24,790,511.47	
Accountable Forms Expenses	50203020	1,265,800.00	-1,000.00		1,265,800.00	
Welfare Good Expenses	50203060	7,040,777.65	3,296,057.03	5,048,383.18	1,992,394.47	
Medical,Dental & Lab. Supplies Expenses	50203080	1,396,000.00	6,140.00	61,087.75	1,334,912.25	
Fuel, Oil & Lubricants Expenses	50203090	4,105,000.00	50,688.36	268,518.69	3,836,481.31	
Military, Police & Traffic Supplies Exp.	50203120	900,000.00			900,000.00	
Semi-Expendable Office Equipment	50203210-02	300,000.00			300,000.00	
Semi-Expendable ICT Equipment	50203210-03	1,038,995.00		38,995.00	1,000,000.00	
Semi-Expendable Communication Equipment	50203210-07	500,000.00			500,000.00	
Semi-Expendable Disaster Response & Resc	50203210-08	500,000.00			500,000.00	
Semi-Expendable Military,Police & Securi	50203210-09	600,000.00			600,000.00	
Semi-Expendable Medical Equipment	50203210-10	1,500,000.00			1,500,000.00	
Semi-Expendable Printing Equipment	50203210-11	300,000.00			300,000.00	
Semi-Expendable Sports Equipment	50203210-12	300,000.00			300,000.00	
Semi-Expendable Other Machinery & Equipm	50203210-99	1,310,300.00			1,310,300.00	
Semi-Expendable Furniture & Fixture	50203220-01	1,085,000.00		82,285.68	1,228,014.32	
Semi-Expendable Books	50203220-02	500,000.00	85,000.00	85,000.00	1,000,000.00	
Other Supplies Expenses	50203990	13,832,013.86			500,000.00	
Water Expenses	50204010	4,856,988.00	14,192.29	208,710.29	13,623,303.57	
Electricity Expenses	50204020	37,049,973.00	-2,500.00	1,212,483.30	3,644,504.70	
Postage & Deliveries Expenses	50205010	339,078.92	-16,500.00	1,600,451.74	35,449,521.26	
Telephone and Mobile Expense	50205020	29,908,618.39	7,549.92	34,718.92	304,360.00	
			1,332,307.62	6,447,424.75	23,461,193.64	

Allotment Class / Object of Expenditure (1)	Code	Allotment Received (2)	Obligations Incurred		Unobligated Balance of Allotment (5) = (2) - (4)	REMARKS (6)
			This Report (3)	To Date (4)		
Internet Expenses	50205030	8,598,834.37				
Cable, Radio, Sattelite Expenses	50205040	1,525,000.00	203,444.37	1,365,204.37	7,233,630.00	
Confidential Expenses	50210010	100,000,000.00	38,920.00	58,920.00	1,466,080.00	
Extraordinary and Miscellaneous Expenses	50210030	436,755,289.28			100,000,000.00	
Legal Services	50211010	548,100.00	26,298,318.95	225,909,213.28	210,846,076.00	
Auditing Expenses	50211020	4,000,000.00	26,150.00	46,300.00	501,800.00	
Consultancy Services	50211030	128,313,396.56	20,812.78	284,670.64	3,715,329.36	
Other Professional Services	50211990	9,168,965.85	4,400,207.74	31,241,544.11	97,071,852.45	
Environment/Sanitary Services	50212010	800,000.00	1,007,100.00	6,727,965.85	2,441,000.00	
Janitorial Services	50212020	20,000,000.00	96,000.00	366,000.00	434,000.00	
Security Services	50212030	2,500,000.00		3,073,239.26	16,926,760.74	
Other General Services	50212990	1,500,000.00			2,500,000.00	
Repair & Maint. - Office Bldgs.	50213040-01	1,000,000.00			1,500,000.00	
Repair & Maint. - Office Equip.	50213050-02	200,000.00			1,000,000.00	
Repair & Maint. - IT Equipment	50213050-03	500,000.00			200,000.00	
Repair & Maint. - Communication Eqpt.	50213050-07	1,500,000.00			500,000.00	
Repair & Maint.-Fire Equipment	50213050-09	300,000.00		20,000.00	1,480,000.00	
Repair & Maint. - Medical, Dental, etc.	50213050-11	200,000.00			300,000.00	
Repair & Maint. - Motor Vehicle	50213060-01	2,037,680.00			200,000.00	
Repair & Maint. - Furn. & Fixtures	50213070	500,000.00	79,240.00	269,105.48	1,768,574.52	
Rep&Maint-Semi Exp-Office Equip	50213210-02	100,000.00			500,000.00	
Rep&Maint-Semi Exp-IT Equip	50213210-03	100,000.00			100,000.00	
Rep&Maint-Semi Exp-Disaster Response	50213210-08	100,000.00			100,000.00	
Rep&Maint-Semi Exp-Other Machinery Equip	50213210-99	100,000.00			100,000.00	
Rep&Maint-Semi Exp-Furniture&Fixturre	50213220-01	100,000.00			100,000.00	
Repair & Maint. - Other Property, etc.	50213990	2,300,000.00			100,000.00	
Taxes, Duties and Licenses	50215010	500,000.00		860,518.91	1,439,481.09	
Fidelity Bond Premium	50215020	611,250.00			500,000.00	
Insurance Premiums	50215030	2,500,000.00	92,844.09	154,794.09	456,455.91	
Advertisement Expenses	50299010	3,500,000.00		1,742,315.96	757,684.04	
Printing & Binding Expenses	50299020	7,876,980.00	725,980.00	5,246,980.00	3,500,000.00	
Representation Expenses	50299030	88,106,442.23	3,307,008.90	28,049,475.36	2,630,000.00	
Transportation & Delivery Expenses	50299040	782,000.00			60,056,966.87	
Rent Expenses	50299050	203,286,636.43			782,000.00	
Membership Dues & Contribution to Orgns	50299060	1,947,000.00	5,152,134.12	57,688,230.55	145,598,405.88	
				1,004,332.98	942,667.02	

Allotment Class / Object of Expenditure (1)	Code	Allotment Received (2)	Obligations Incurred		Unobligated Balance of Allotment (5) = (2) - (4)	REMARKS (6)
			This Report (3)	To Date (4)		
Subscription Expenses	50299070	10,573,826.97	-34,904.00	1,453,626.20	9,120,200.77	
Other Maintenance and Other Operating Ex	50299990	506,303,120.92	28,653,019.99	227,950,399.81	278,352,721.11	
Total Maintenance and Other Operating Expenses		1,952,744,943.08	81,460,496.41	677,625,547.89	1,275,119,395.19	
Capital Outlays						
Office Equipment	10605020	5,194,010.00	300,000.00	300,000.00	4,894,010.00	
IT Equipment	10605030	22,905,990.00	298,000.00	603,990.00	22,302,000.00	
Communication Equipment	10605070	800,000.00			800,000.00	
Firefighting Equipment & Accessories	10605090-01	300,000.00			300,000.00	
Military, Police & Security Equipment	10605100	3,500,000.00			3,500,000.00	
Medical, Dental & Laboratory Equipment	10605110	1,400,000.00			1,400,000.00	
Sports Equipment	10605130	500,000.00			500,000.00	
Motor Vehicles	10606010	20,000,000.00			20,000,000.00	
Furniture & Fixture Equipment	10607010	1,000,000.00			1,000,000.00	
Library Books	10607020	1,500,000.00			1,500,000.00	
Other Property, etc.	10698990	15,900,000.00			15,900,000.00	
Computer Software	10801020	12,000,000.00			12,000,000.00	
Total Capital Outlays		85,000,000.00	598,000.00	903,990.00	84,096,010.00	
Total Current Operating Expenditures		5,131,467,000.00	294,090,496.28	2,102,993,191.24	3,028,473,808.76	
TOTAL CURRENT OPERATING EXPENDITURES		5,131,467,000.00	294,090,496.28	2,102,993,191.24	3,028,473,808.76	
SPECIAL PURPOSE FUNDS						
MISCELLANEOUS PERSONNEL BENEFITS FUNDS						
Personnel Services						
Salary Increase	50101010-01	38,956,000.00	2,655,196.47	18,290,961.60	20,665,038.40	
Year-End Bonus	50102140	1,800,000.00			1,800,000.00	
Year-End Bonus - Increase	50102140-01	1,600,000.00			1,600,000.00	
Other Bonuses and Allowances	50102990	3,400,000.00		2,704,600.00	695,400.00	
GSIS (RLIP) Special Purpose	50103010-01	1,169,000.00		1,302,345.12	-133,345.12	
Total Personnel Services		46,925,000.00	2,655,196.47	22,297,906.72	24,627,093.28	
Total Miscellaneous Personnel Benefits Funds		46,925,000.00	2,655,196.47	22,297,906.72	24,627,093.28	
Total Special Purpose Funds		46,925,000.00	2,655,196.47	22,297,906.72	24,627,093.28	

Allotment Class / Object of Expenditure (1)	Code	Allotment Received (2)	Obligations Incurred		Unobligated Balance of Allotment (5) = (2) - (4)	REMARKS (6)
			This Report (3)	To Date (4)		
TOTAL SPECIAL PURPOSE FUNDS		46,925,000.00	2,655,196.47	22,297,906.72	24,627,093.28	
CONTINUING APPROPRIATIONS						
REGULAR						
Maintenance and Other Operating Expenses						
Travelling Expenses - Local	50201010	158,115,380.92	17,891,682.49	110,261,968.71	47,853,412.21	
Travelling Expenses - Foreign	50201020	21,249,192.78		573,181.72	20,676,011.06	
Training Expenses	50202010	419,842.32			419,842.32	
IT/Office Supplies Expenses	50203010	5,593,967.77	245,833.17	341,833.17	5,252,134.60	
Accountable Forms Expenses	50203020	5,600.00	600.00	600.00	5,000.00	
Welfare Good Expenses	50203060	8,603,023.60	209,060.00	3,615,263.75	4,987,759.85	
Semi-Expendable Office Equipment	50203210-02	100,500.00			100,500.00	
Semi-Expendable ICT Equipment	50203210-03	293,800.00			293,800.00	
Semi-Expendable Furniture & Fixture	50203220-01	40,000.00			40,000.00	
Other Supplies Expenses	50203990	1,340,967.54	17,166.59	17,166.59	1,323,800.95	
Water Expenses	50204010	6,115,031.71	639.75	6,787.78	6,108,243.93	
Electricity Expenses	50204020	25,028,964.00		4,221,924.64	20,807,039.36	
Postage & Deliveries Expenses	50205010	66,941.17		500.00	66,441.17	
Telephone and Mobile Expense	50205020	6,165,772.13	131,861.75	567,520.55	5,598,251.58	
Internet Expenses	50205030	1,215,516.20	34,498.00	250,686.00	964,830.20	
Extraordinary and Miscellaneous Expenses	50210030	47,363,141.37	3,568,900.00	21,943,162.06	25,419,979.31	
Legal Services	50211010	59,500.00		14,500.00	45,000.00	
Consultancy Services	50211030	122,841,297.15	5,398,587.16	50,965,384.76	71,875,912.39	
Other Professional Services	50211990	11,547,127.12	1,110,706.91	6,982,342.75	4,564,784.37	
Janitorial Services	50212020	25,000,000.00	1,788,442.13	5,844,149.20	19,155,850.80	
Security Services	50212030	5,000,000.00	924,374.00	1,848,748.00	3,151,252.00	
Repair & Maint. - Motor Vehicle	50213060-01	700,000.00		140,000.00	560,000.00	
Repair & Maint. - Other Property, etc.	50213990	10,000.00			10,000.00	
Fidelity Bond Premium	50215020	46,500.00		46,500.00		
Printing & Binding Expenses	50299020	50,000.00			50,000.00	
Representation Expenses	50299030	34,037,924.37	3,112,975.91	15,132,747.18	18,905,177.19	
Rent Expenses	50299050	62,822,237.68	217,704.87	2,918,774.46	59,903,463.22	
Subscription Expenses	50299070	3,764,201.15	767,317.50	1,533,881.25	2,230,319.90	
Other Maintenance and Other Operating Ex	50299990	191,806,629.45	17,698,708.12	113,656,952.44	78,149,677.01	
Total Maintenance and Other Operating Expenses		739,403,058.43	53,119,058.35	340,884,575.01	398,518,483.42	




Allotment Class / Object of Expenditure (1)	Code	Allotment Received (2)	Obligations Incurred		Unobligated Balance of Allotment (5) = (2) - (4)	REMARKS (6)
			This Report (3)	To Date (4)		
Capital Outlays						
Office Equipment	10605020	16,621,810.00			16,621,810.00	
IT Equipment	10605030	22,795,956.72	714,923.00	1,289,898.00	21,506,058.72	
Communication Equipment	10605070	2,151,245.00			2,151,245.00	
Firefighting Equipment & Accessories	10605090-01	300,000.00			300,000.00	
Military, Police & Security Equipment	10605100	21,915,000.00			21,915,000.00	
Medical, Dental & Laboratory Equipment	10605110	1,390,000.00			1,390,000.00	
Printing Equipment	10605120	1,500,000.00			1,500,000.00	
Sports Equipment	10605130	2,000,000.00			2,000,000.00	
Motor Vehicles	10606010	2,750,000.00			2,750,000.00	
Furniture & Fixture Equipment	10607010	2,645,125.00		200,000.00	2,445,125.00	
Library Books	10607020	2,685,000.00			2,685,000.00	
Other Property, etc.	10698990	27,908,975.65	1,081,297.15	1,350,297.15	26,558,678.50	
Computer Software	10801020	33,800,000.00			33,800,000.00	
Total Capital Outlays		138,463,112.37	1,796,220.15	2,840,195.15	135,622,917.22	
Total Continuing Appropriations Regular		877,866,170.80	54,915,278.50	343,724,770.16	534,141,400.64	
TOTAL CONTINUING APPROPRIATIONS		877,866,170.80	54,915,278.50	343,724,770.16	534,141,400.64	
TOTAL PROPER AND SECRETARIAT		6,056,258,170.80	351,660,971.25	2,469,015,868.12	3,587,242,302.68	
PROGRAM B - LOCALLY FUNDED PROJECTS						
SENATE RELOCATION						
CURRENT OPERATING EXPENDITURES						
Maintenance and Other Operating Expenses						
Consultancy Services	50211030	9,000,000.00		1,880,000.00	7,120,000.00	
Representation Expenses	50299030	520,000.00			520,000.00	
Other Maintenance and Other Operating Ex	50299990	480,000.00			480,000.00	
Total Maintenance and Other Operating Expenses		10,000,000.00		1,880,000.00	8,120,000.00	
Capital Outlays						
Office Buildings	10604010	4,377,000,000.00			4,377,000,000.00	
Total Capital Outlays		4,377,000,000.00			4,377,000,000.00	

Allotment Class / Object of Expenditure (1)	Code	Allotment Received (2)	Obligations Incurred		Unobligated Balance of Allotment (5) = (2) - (4)	REMARKS (6)
			This Report (3)	To Date (4)		
<i>Total Current Operating Expenditures</i>		4,387,000,000.00		1,880,000.00	4,385,120,000.00	
TOTAL LOCALLY-FUNDED PROJECTS		4,387,000,000.00		1,880,000.00	4,385,120,000.00	
CONTINUING APPROPRIATIONS REGULAR						
Maintenance and Other Operating Expenses						
Consultancy Services	50211030	380,000.00		280,000.00	100,000.00	
Other Maintenance and Other Operating Ex	50299990	563,608.00			563,608.00	
<i>Total Maintenance and Other Operating Expenses</i>		943,608.00		280,000.00	663,608.00	
<i>Total Continuing Appropriations Regular</i>		943,608.00		280,000.00	663,608.00	
TOTAL CONTINUING APPROPRIATIONS		943,608.00		280,000.00	663,608.00	
TOTAL PROGRAM B		4,387,943,608.00		2,160,000.00	4,385,783,608.00	
GRAND TOTAL		10,444,201,778.80	351,660,971.25	2,471,175,868.12	7,973,025,910.68	

Certified Correct:

Submitted By:


RIOSA C. MANALANSAN
 Chief, Legislative Budget Service
 


ATTY. MYRA MARIE D. VILLARICA
 Senate Secretary
 

STATEMENT OF ALLOTMENT, OBLIGATIONS AND BALANCES

As of August 31, 2020

(Summary by Source)

DEPARTMENT

Agency: SENATE

Fund: General

Allotment Class / Object of Expenditure (1)	Code	Allotment Received (2)	Obligations Incurred		Unobligated Balance of Allotment (5) = (2) - (4)	REMARKS (6)
			This Report (3)	To Date (4)		
PROGRAM A1 & A2						
SECRETARIAT AND LEGISLATIVE PROPER SERVICES						
CURRENT OPERATING EXPENDITURES						
Personnel Services						
Salaries - Itemized Position	50101010	1,371,747,458.46	95,384,001.62	766,661,430.97	605,086,027.49	
Salaries & Wages - Unfilled Position	50101010-A	95,780,000.00			95,780,000.00	
Casual Wages	50101020-01	50,000,000.00	3,835,940.68	30,600,575.78	19,399,424.22	
Contractual Wages	50101020-02	19,200,000.00	1,385,727.00	11,035,505.72	8,164,494.28	
Casual Increase	50101020-11	3,200,000.00	195,280.22	1,645,845.52	1,554,154.48	
Contractual Increase	50101020-21	800,000.00	36,909.00	293,488.10	506,511.90	
PERA	50102010	54,137,000.00	3,614,181.82	28,962,538.09	25,174,461.91	
Representation Allowance (RA)	50102020	13,564,000.00	962,500.00	7,772,500.00	5,791,500.00	
Transportation Allowance (TA)	50102030	12,564,000.00	838,500.00	6,780,500.00	5,783,500.00	
Clothing/Uniform Allowance	50102040	12,000,000.00	6,000.00	10,608,000.00	1,392,000.00	
Health Workers Benefits	50102060	500,000.00	13,300.00	63,350.00	436,650.00	
Honoraria	50102100	1,200,000.00		22,500.00	1,177,500.00	
Longevity Pay	50102120	88,000,000.00		38,888,390.49	49,111,609.51	
Overtime Services	50102130	33,500,000.00	-359,744.29	7,399,256.59	26,100,743.41	
Year-End Bonus	50102140	101,500,000.00			101,500,000.00	
Cash Gift	50102150	11,000,000.00			11,000,000.00	
Other Bonuses and Allowances	50102990	200,726,000.00	99,000.00	121,311,243.70	79,414,756.30	
Provident Fund Contributions (SEF)	50103050	26,000,000.00	1,712,983.91	13,441,809.44	12,558,190.56	
Retirement Benefits - Civilians	50104020	12,068,000.00			12,068,000.00	
Terminal Leave	50104030	29,773,000.00	133,771.20	14,784,757.35	14,988,242.65	
Other Personnel Benefits	50104990	883,878,961.48	22,816,078.82	436,912,735.29	446,966,226.19	

Allotment Class / Object of Expenditure (1)	Code	Allotment Received (2)	Obligations Incurred		Unobligated Balance of Allotment (5) = (2) - (4)	REMARKS (6)
			This Report (3)	To Date (4)		
Total Personnel Services		3,021,138,419.94	130,674,429.98	1,497,184,427.04	1,523,953,992.90	
Personnel Services						
GSIS Contribution	50103010	41,565,000.00		47,886,262.73	-6,321,262.73	
Pag-Ibig Contribution	50103020	4,300,000.00	179,900.00	1,454,100.00	2,845,900.00	
PhilHealth Contribution	50103030	16,500,000.00	1,072,761.12	8,597,454.68	7,902,545.32	
ECC Contribution	50103040	4,300,000.00	180,100.00	1,448,600.00	2,851,400.00	
Total Personnel Services		66,665,000.00	1,432,761.12	59,386,417.41	7,278,582.59	
Total Personnel Services		3,087,803,419.94	132,107,191.10	1,556,570,844.45	1,531,232,575.49	
Maintenance and Other Operating Expenses						
Travelling Expenses - Local	50201010	217,520,871.36	4,931,257.30	57,672,653.71	159,848,217.65	
Travelling Expenses - Foreign	50201020	30,270,918.46		2,724,257.42	27,546,661.04	
Training Expenses	50202010	18,234,893.83	1,247,000.00	10,937,821.17	7,297,072.66	
IT/Office Supplies Expenses	50203010	27,512,589.55	670,005.09	4,538,181.83	22,974,407.72	
Accountable Forms Expenses	50203020	1,266,200.00			1,266,200.00	
Welfare Good Expenses	50203060	7,440,777.65	107,758.46	5,156,141.64	2,284,636.01	
Medical,Dental & Lab. Supplies Expenses	50203080	1,396,000.00		61,087.75	1,334,912.25	
Fuel, Oil & Lubricants Expenses	50203090	4,105,000.00	349,788.78	618,307.47	3,486,692.53	
Military, Police & Traffic Supplies Exp.	50203120	900,000.00			900,000.00	
Semi-Expendable Office Equipment	50203210-02	300,000.00			300,000.00	
Semi-Expendable ICT Equipment	50203210-03	1,038,995.00		38,995.00	1,000,000.00	
Semi-Expendable Communication Equipment	50203210-07	500,000.00			500,000.00	
Semi-Expendable Disaster Response & Resc	50203210-08	500,000.00			500,000.00	
Semi-Expendable Military,Police & Securi	50203210-09	600,000.00			600,000.00	
Semi-Expendable Medical Equipment	50203210-10	1,500,000.00			1,500,000.00	
Semi-Expendable Printing Equipment	50203210-11	300,000.00			300,000.00	
Semi-Expendable Sports Equipment	50203210-12	300,000.00			300,000.00	
Semi-Expendable Other Machinery & Equipm	50203210-99	1,320,300.00		82,285.68	1,238,014.32	
Semi-Expendable Furniture & Fixture	50203220-01	1,085,000.00		85,000.00	1,000,000.00	
Semi-Expendable Books	50203220-02	500,000.00			500,000.00	
Other Supplies Expenses	50203990	13,225,953.84	720,114.28	928,824.57	12,297,129.27	
Water Expenses	50204010	4,792,412.00		1,212,483.30	3,579,928.70	
Electricity Expenses	50204020	36,669,835.00		1,600,451.74	35,069,383.26	
Postage & Deliveries Expenses	50205010	344,078.92	5,000.00	39,718.92	304,360.00	
Telephone and Mobile Expense	50205020	29,178,702.82	1,015,652.56	7,463,077.31	21,715,625.51	

Allotment Class / Object of Expenditure (1)	Code	Allotment Received (2)	Obligations Incurred		Unobligated Balance of Allotment (5) = (2) - (4)	REMARKS (6)
			This Report (3)	To Date (4)		
Internet Expenses	50205030	8,423,334.37	113,438.03	1,478,642.40	6,944,691.97	
Cable, Radio, Sattelite Expenses	50205040	1,530,000.00	15,000.00	73,920.00	1,456,080.00	
Confidential Expenses	50210010	100,000,000.00			100,000,000.00	
Extraordinary and Miscellaneous Expenses	50210030	441,703,374.28	24,771,300.00	250,680,513.28	191,022,861.00	
Legal Services	50211010	550,600.00	2,500.00	48,800.00	501,800.00	
Auditing Expenses	50211020	4,000,000.00	40,629.06	325,299.70	3,574,700.30	
Consultancy Services	50211030	125,596,022.56	6,598,761.64	37,840,305.75	87,755,716.81	
Other Professional Services	50211990	10,377,965.85	859,500.00	7,587,465.85	2,790,500.00	
Environment/Sanitary Services	50212010	800,000.00		366,000.00	434,000.00	
Janitorial Services	50212020	20,000,000.00		3,073,239.26	16,926,760.74	
Security Services	50212030	2,500,000.00			2,500,000.00	
Other General Services	50212990	1,500,000.00			1,500,000.00	
Repair & Maint. - Office Bldgs.	50213040-01	1,000,000.00			1,000,000.00	
Repair & Maint. - Office Equip.	50213050-02	200,000.00			200,000.00	
Repair & Maint. - IT Equipment	50213050-03	500,000.00			500,000.00	
Repair & Maint. - Communication Eqpt.	50213050-07	1,500,000.00		20,000.00	1,480,000.00	
Repair & Maint.-Fire Equipment	50213050-09	300,000.00			300,000.00	
Repair & Maint. - Medical, Dental, etc.	50213050-11	200,000.00			200,000.00	
Repair & Maint. - Motor Vehicle	50213060-01	2,037,680.00		269,105.48	1,768,574.52	
Repair & Maint. - Furn. & Fixtures	50213070	500,000.00			500,000.00	
Rep&Maint-Semi Exp-Office Equip	50213210-02	100,000.00			100,000.00	
Rep&Maint-Semi Exp-IT Equip	50213210-03	100,000.00			100,000.00	
Rep&Maint-Semi Exp-Disaster Response	50213210-08	100,000.00			100,000.00	
Rep&Maint-Semi Exp-Other Machinery Equip	50213210-99	100,000.00			100,000.00	
Rep&Maint-Semi Exp-Furniture&Fixturre	50213220-01	100,000.00			100,000.00	
Repair & Maint. - Other Property, etc.	50213990	2,300,000.00		860,518.91	1,439,481.09	
Taxes, Duties and Licenses	50215010	500,000.00			500,000.00	
Fidelity Bond Premium	50215020	622,500.00	11,250.00	166,044.09	456,455.91	
Insurance Premiums	50215030	2,500,000.00		1,742,315.96	757,684.04	
Advertisement Expenses	50299010	3,500,000.00			3,500,000.00	
Printing & Binding Expenses	50299020	8,652,980.00	902,300.00	6,149,280.00	2,503,700.00	
Representation Expenses	50299030	88,824,773.62	3,762,941.56	31,812,416.92	57,012,356.70	
Transportation & Delivery Expenses	50299040	782,000.00			782,000.00	
Rent Expenses	50299050	200,684,412.43	1,943,934.74	59,632,165.29	141,052,247.14	
Membership Dues & Contribution to Orgns	50299060	1,947,000.00		1,004,332.98	942,667.02	

Allotment Class / Object of Expenditure (1)	Code	Allotment Received (2)	Obligations Incurred		Unobligated Balance of Allotment (5) = (2) - (4)	REMARKS (6)
			This Report (3)	To Date (4)		
Subscription Expenses	50299070	9,672,210.97	35,096.00	1,488,722.20	8,183,488.77	
Other Maintenance and Other Operating Ex	50299990	514,061,197.55	29,161,299.80	257,111,699.61	256,949,497.94	
Total Maintenance and Other Operating Expenses		1,958,568,580.06	77,264,527.30	754,890,075.19	1,203,678,504.87	
Capital Outlays						
Office Equipment	10605020	5,194,010.00		300,000.00	4,894,010.00	
IT Equipment	10605030	22,905,990.00	-2,000.00	601,990.00	22,304,000.00	
Communication Equipment	10605070	800,000.00			800,000.00	
Firefighting Equipment & Accessories	10605090-01	300,000.00			300,000.00	
Military, Police & Security Equipment	10605100	3,500,000.00			3,500,000.00	
Medical, Dental & Laboratory Equipment	10605110	1,400,000.00			1,400,000.00	
Sports Equipment	10605130	500,000.00			500,000.00	
Motor Vehicles	10606010	20,000,000.00			20,000,000.00	
Furniture & Fixture Equipment	10607010	1,000,000.00			1,000,000.00	
Library Books	10607020	1,500,000.00			1,500,000.00	
Other Property, etc.	10698990	15,995,000.00			15,995,000.00	
Computer Software	10801020	12,000,000.00			12,000,000.00	
Total Capital Outlays		85,095,000.00	-2,000.00	901,990.00	84,193,010.00	
Total Current Operating Expenditures		5,131,467,000.00	209,369,718.40	2,312,362,909.64	2,819,104,090.36	
TOTAL CURRENT OPERATING EXPENDITURES		5,131,467,000.00	209,369,718.40	2,312,362,909.64	2,819,104,090.36	
SPECIAL PURPOSE FUNDS						
MISCELLANEOUS PERSONNEL BENEFITS FUNDS						
Personnel Services						
Salary Increase	50101010-01	38,956,000.00	2,652,727.71	20,943,689.31	18,012,310.69	
Year-End Bonus	50102140	1,800,000.00			1,800,000.00	
Year-End Bonus - Increase	50102140-01	1,600,000.00			1,600,000.00	
Other Bonuses and Allowances	50102990	3,400,000.00		2,704,600.00	695,400.00	
GSIS (RLIP) Special Purpose	50103010-01	1,169,000.00		1,302,345.12	-133,345.12	
Total Personnel Services		46,925,000.00	2,652,727.71	24,950,634.43	21,974,365.57	
Total Miscellaneous Personnel Benefits Funds		46,925,000.00	2,652,727.71	24,950,634.43	21,974,365.57	
Total Special Purpose Funds		46,925,000.00	2,652,727.71	24,950,634.43	21,974,365.57	

Allotment Class / Object of Expenditure (1)	Code	Allotment Received (2)	Obligations Incurred		Unobligated Balance of Allotment (5) = (2) - (4)	REMARKS (6)
			This Report (3)	To Date (4)		
TOTAL SPECIAL PURPOSE FUNDS		46,925,000.00	2,652,727.71	24,950,634.43	21,974,365.57	
CONTINUING APPROPRIATIONS						
REGULAR						
Maintenance and Other Operating Expenses						
Travelling Expenses - Local	50201010	158,115,380.92	17,915,975.65	128,177,944.36	29,937,436.56	
Travelling Expenses - Foreign	50201020	21,249,192.78		573,181.72	20,676,011.06	
Training Expenses	50202010	419,842.32			419,842.32	
IT/Office Supplies Expenses	50203010	5,584,987.77	29,855.49	371,688.66	5,213,299.11	
Accountable Forms Expenses	50203020	5,600.00		600.00	5,000.00	
Welfare Good Expenses	50203060	8,853,023.60	250,000.00	3,865,263.75	4,987,759.85	
Semi-Expendable Office Equipment	50203210-02	100,500.00			100,500.00	
Semi-Expendable ICT Equipment	50203210-03	293,800.00			293,800.00	
Semi-Expendable Other Machinery & Equipm	50203210-99	8,980.00	8,980.00	8,980.00		
Semi-Expendable Furniture & Fixture	50203220-01	40,000.00			40,000.00	
Other Supplies Expenses	50203990	1,340,967.54	2,431.58	19,598.17	1,321,369.37	
Water Expenses	50204010	6,115,031.71	817.95	7,605.73	6,107,425.98	
Electricity Expenses	50204020	25,028,964.00	5,214.74	4,227,139.38	20,801,824.62	
Postage & Deliveries Expenses	50205010	66,941.17	4,000.00	4,500.00	62,441.17	
Telephone and Mobile Expense	50205020	6,179,772.13	192,917.71	760,438.26	5,419,333.87	
Internet Expenses	50205030	1,208,136.20	86,174.45	336,860.45	871,275.75	
Extraordinary and Miscellaneous Expenses	50210030	47,363,141.37	3,580,300.00	25,523,462.06	21,839,679.31	
Legal Services	50211010	59,500.00		14,500.00	45,000.00	
Consultancy Services	50211030	120,335,821.15	8,282,550.77	59,247,935.53	61,087,885.62	
Other Professional Services	50211990	12,547,127.12	1,178,835.94	8,161,178.69	4,385,948.43	
Janitorial Services	50212020	25,000,000.00	2,734,324.83	8,578,474.03	16,421,525.97	
Security Services	50212030	5,000,000.00	924,374.00	2,773,122.00	2,226,878.00	
Repair & Maint. - Motor Vehicle	50213060-01	700,000.00		140,000.00	560,000.00	
Repair & Maint. - Other Property, etc.	50213990	10,000.00			10,000.00	
Fidelity Bond Premium	50215020	46,500.00		46,500.00		
Printing & Binding Expenses	50299020	50,000.00			50,000.00	
Representation Expenses	50299030	34,275,400.37	2,358,516.55	17,491,263.73	16,784,136.64	
Rent Expenses	50299050	62,822,237.68	154,321.01	3,073,095.47	59,749,142.21	
Subscription Expenses	50299070	3,764,201.15		1,533,881.25	2,230,319.90	
Other Maintenance and Other Operating Ex	50299990	192,810,629.45	17,665,930.74	131,322,883.18	61,487,746.27	

Allotment Class / Object of Expenditure (1)	Code	Allotment Received (2)	Obligations Incurred		Unobligated Balance of Allotment (5) = (2) - (4)	REMARKS (6)
			This Report (3)	To Date (4)		
Total Maintenance and Other Operating Expenses		739,395,678.43	55,375,521.41	396,260,096.42	343,135,582.01	
Capital Outlays						
Office Equipment	10605020	16,421,810.00			16,421,810.00	
IT Equipment	10605030	22,971,956.72		1,289,898.00	21,682,058.72	
Communication Equipment	10605070	2,151,245.00			2,151,245.00	
Firefighting Equipment & Accessories	10605090-01	300,000.00			300,000.00	
Military, Police & Security Equipment	10605100	21,915,000.00			21,915,000.00	
Medical, Dental & Laboratory Equipment	10605110	1,390,000.00			1,390,000.00	
Printing Equipment	10605120	1,500,000.00			1,500,000.00	
Sports Equipment	10605130	2,000,000.00			2,000,000.00	
Motor Vehicles	10606010	2,750,000.00			2,750,000.00	
Furniture & Fixture Equipment	10607010	2,645,125.00		200,000.00	2,445,125.00	
Library Books	10607020	2,685,000.00			2,685,000.00	
Other Property, etc.	10698990	27,940,355.65	171,400.00	1,521,697.15	26,418,658.50	
Computer Software	10801020	33,800,000.00			33,800,000.00	
Total Capital Outlays		138,470,492.37	171,400.00	3,011,595.15	135,458,897.22	
Total Continuing Appropriations Regular		877,866,170.80	55,546,921.41	399,271,691.57	478,594,479.23	
TOTAL CONTINUING APPROPRIATIONS		877,866,170.80	55,546,921.41	399,271,691.57	478,594,479.23	
TOTAL PROPER AND SECRETARIAT		6,056,258,170.80	267,569,367.52	2,736,585,235.64	3,319,672,935.16	
PROGRAM B - LOCALLY FUNDED PROJECTS						
SENATE RELOCATION						
CURRENT OPERATING EXPENDITURES						
Maintenance and Other Operating Expenses						
Consultancy Services	50211030	9,000,000.00	804,000.00	2,684,000.00	6,316,000.00	
Representation Expenses	50299030	520,000.00			520,000.00	
Other Maintenance and Other Operating Ex	50299990	480,000.00			480,000.00	
Total Maintenance and Other Operating Expenses		10,000,000.00	804,000.00	2,684,000.00	7,316,000.00	
Capital Outlays						
Office Buildings	10604010	4,377,000,000.00			4,377,000,000.00	

Allotment Class / Object of Expenditure (1)	Code	Allotment Received (2)	Obligations Incurred		Unobligated Balance of Allotment (5) = (2) - (4)	REMARKS (6)
			This Report (3)	To Date (4)		
<i>Total Capital Outlays</i>		4,377,000,000.00			4,377,000,000.00	
<i>Total Current Operating Expenditures</i>		4,387,000,000.00	804,000.00	2,684,000.00	4,384,316,000.00	
TOTAL LOCALLY-FUNDED PROJECTS		4,387,000,000.00	804,000.00	2,684,000.00	4,384,316,000.00	
CONTINUING APPROPRIATIONS REGULAR						
Maintenance and Other Operating Expenses						
Consultancy Services	50211030	380,000.00		280,000.00	100,000.00	
Other Maintenance and Other Operating Ex	50299990	563,608.00			563,608.00	
<i>Total Maintenance and Other Operating Expenses</i>		943,608.00		280,000.00	663,608.00	
<i>Total Continuing Appropriations Regular</i>		943,608.00		280,000.00	663,608.00	
TOTAL CONTINUING APPROPRIATIONS		943,608.00		280,000.00	663,608.00	
TOTAL PROGRAM B		4,387,943,608.00	804,000.00	2,964,000.00	4,384,979,608.00	
GRAND TOTAL		10,444,201,778.80	268,373,367.52	2,739,549,235.64	7,704,652,543.16	

Certified Correct:

Submitted By:


RIOSA C. MANALANSAN
 Chief, Legislative Budget Service


ATTY. MYRA MARIE D. VILLARICA
 Senate Secretary

STATEMENT OF ALLOTMENT, OBLIGATIONS AND BALANCES

As of September 30, 2020

(Summary by Source)

DEPARTMENT

Agency: SENATE

Fund: General

Allotment Class / Object of Expenditure (1)	Code	Allotment Received (2)	Obligations Incurred		Unobligated Balance of Allotment (5) = (2) - (4)	REMARKS (6)
			This Report (3)	To Date (4)		
PROGRAM A1 & A2						
SECRETARIAT AND LEGISLATIVE PROPER SERVICES						
CURRENT OPERATING EXPENDITURES						
Personnel Services						
Salaries - Itemized Position	50101010	1,361,039,321.48	96,355,525.73	863,016,956.70	498,022,364.78	
Salaries & Wages - Unfilled Position	50101010-A	95,780,000.00			95,780,000.00	
Casual Wages	50101020-01	50,000,000.00	3,819,695.00	34,420,270.78	15,579,729.22	
Contractual Wages	50101020-02	19,200,000.00	1,309,487.00	12,344,992.72	6,855,007.28	
Casual Increase	50101020-11	3,200,000.00	194,537.00	1,840,382.52	1,359,617.48	
Contractual Increase	50101020-21	800,000.00	35,361.00	328,849.10	471,150.90	
PERA	50102010	54,044,000.00	3,677,272.73	32,639,810.82	21,404,189.18	
Representation Allowance (RA)	50102020	13,564,000.00	924,500.00	8,697,000.00	4,867,000.00	
Transportation Allowance (TA)	50102030	12,564,000.00	811,500.00	7,592,000.00	4,972,000.00	
Clothing/Uniform Allowance	50102040	12,000,000.00	42,000.00	10,650,000.00	1,350,000.00	
Health Workers Benefits	50102060	500,000.00		63,350.00	436,650.00	
Honoraria	50102100	1,200,000.00	20,375.00	42,875.00	1,157,125.00	
Longevity Pay	50102120	88,000,000.00		38,888,390.49	49,111,609.51	
Overtime Services	50102130	33,500,000.00	1,512,525.07	8,911,781.66	24,588,218.34	
Year-End Bonus	50102140	101,500,000.00			101,500,000.00	
Cash Gift	50102150	11,000,000.00			11,000,000.00	
Other Bonuses and Allowances	50102990	200,726,000.00	558,752.67	121,869,996.37	78,856,003.63	
Provident Fund Contributions (SEF)	50103050	26,000,000.00	1,661,057.66	15,102,867.10	10,897,132.90	
Retirement Benefits - Civilians	50104020	12,068,000.00			12,068,000.00	
Terminal Leave	50104030	29,773,000.00		14,784,757.35	14,988,242.65	
Other Personnel Benefits	50104990	883,854,961.48	39,097,624.02	476,010,359.31	407,844,602.17	

Allotment Class / Object of Expenditure (1)	Code	Allotment Received (2)	Obligations Incurred		Unobligated Balance of Allotment (5) = (2) - (4)	REMARKS (6)
			This Report (3)	To Date (4)		
Total Personnel Services		3,010,313,282.96	150,020,212.88	1,647,204,639.92	1,363,108,643.04	
Personnel Services						
GSIS Contribution	50103010	41,565,000.00		47,886,262.73	-6,321,262.73	
Pag-Ibig Contribution	50103020	4,300,000.00	179,500.00	1,633,600.00	2,666,400.00	
PhilHealth Contribution	50103030	16,500,000.00	1,069,432.67	9,666,887.35	6,833,112.65	
ECC Contribution	50103040	4,300,000.00	179,700.00	1,628,300.00	2,671,700.00	
Total Personnel Services		66,665,000.00	1,428,632.67	60,815,050.08	5,849,949.92	
Total Personnel Services		3,076,978,282.96	151,448,845.55	1,708,019,690.00	1,368,958,592.96	
Maintenance and Other Operating Expenses						
Travelling Expenses - Local	50201010	215,736,187.87	14,890,259.50	72,562,913.21	143,173,274.66	
Travelling Expenses - Foreign	50201020	29,670,918.46	-160,250.00	2,564,007.42	27,106,911.04	
Training Expenses	50202010	19,442,465.13	1,227,571.30	12,165,392.47	7,277,072.66	
IT/Office Supplies Expenses	50203010	26,458,490.89	104,029.00	4,642,210.83	21,816,280.06	
Accountable Forms Expenses	50203020	1,266,600.00			1,266,600.00	
Welfare Good Expenses	50203060	9,680,407.65	1,732,892.00	6,889,033.64	2,791,374.01	
Medical,Dental & Lab. Supplies Expenses	50203080	1,396,000.00	37,810.00	98,897.75	1,297,102.25	
Fuel, Oil & Lubricants Expenses	50203090	4,105,000.00	257,235.96	875,543.43	3,229,456.57	
Military, Police & Traffic Supplies Exp.	50203120	900,000.00			900,000.00	
Semi-Expendable Office Equipment	50203210-02	300,000.00			300,000.00	
Semi-Expendable ICT Equipment	50203210-03	1,038,995.00	52,780.00	91,775.00	947,220.00	
Semi-Expendable Communication Equipment	50203210-07	500,000.00	9,990.00	9,990.00	490,010.00	
Semi-Expendable Disaster Response & Resc	50203210-08	500,000.00			500,000.00	
Semi-Expendable Military,Police & Securi	50203210-09	600,000.00			600,000.00	
Semi-Expendable Medical Equipment	50203210-10	1,500,000.00			1,500,000.00	
Semi-Expendable Printing Equipment	50203210-11	300,000.00			300,000.00	
Semi-Expendable Sports Equipment	50203210-12	300,000.00			300,000.00	
Semi-Expendable Other Machinery & Equipm	50203210-99	1,320,300.00	71,872.00	154,157.68	1,166,142.32	
Semi-Expendable Furniture & Fixture	50203220-01	1,149,450.00	64,450.00	149,450.00	1,000,000.00	
Semi-Expendable Books	50203220-02	500,000.00	132,186.00	132,186.00	367,814.00	
Other Supplies Expenses	50203990	12,645,893.82	437,506.36	1,366,330.93	11,279,562.89	
Water Expenses	50204010	4,727,836.00	787.00	1,213,270.30	3,514,565.70	
Electricity Expenses	50204020	36,289,697.00	-417.00	1,600,034.74	34,689,662.26	
Postage & Deliveries Expenses	50205010	343,208.92	-870.00	38,848.92	304,360.00	
Telephone and Mobile Expense	50205020	28,237,108.61	1,519,063.91	8,982,141.22	19,254,967.39	

Allotment Class / Object of Expenditure (1)	Code	Allotment Received (2)	Obligations Incurred		Unobligated Balance of Allotment (5) = (2) - (4)	REMARKS (6)
			This Report (3)	To Date (4)		
Internet Expenses	50205030	8,244,825.19	435,846.82	1,914,489.22	6,330,335.97	
Cable, Radio, Sattelite Expenses	50205040	1,535,000.00	-38,920.00	35,000.00	1,500,000.00	
Confidential Expenses	50210010	100,000,000.00			100,000,000.00	
Extraordinary and Miscellaneous Expenses	50210030	446,723,159.28	36,445,200.00	287,125,713.28	159,597,446.00	
Legal Services	50211010	560,100.00	9,500.00	58,300.00	501,800.00	
Auditing Expenses	50211020	4,000,000.00	13,163.98	338,463.68	3,661,536.32	
Consultancy Services	50211030	125,864,152.55	8,699,130.07	46,539,435.82	79,324,716.73	
Other Professional Services	50211990	11,586,965.85	1,453,935.48	9,041,401.33	2,545,564.52	
Environment/Sanitary Services	50212010	800,000.00	60,000.00	426,000.00	374,000.00	
Janitorial Services	50212020	20,000,000.00		3,073,239.26	16,926,760.74	
Security Services	50212030	2,500,000.00			2,500,000.00	
Other General Services	50212990	1,500,000.00			1,500,000.00	
Repair & Maint. - Office Bldgs.	50213040-01	1,000,000.00			1,000,000.00	
Repair & Maint. - Office Equip.	50213050-02	200,000.00			200,000.00	
Repair & Maint. - IT Equipment	50213050-03	500,000.00			500,000.00	
Repair & Maint. - Communication Eqpt.	50213050-07	1,500,000.00		20,000.00	1,480,000.00	
Repair & Maint.-Fire Equipment	50213050-09	300,000.00			300,000.00	
Repair & Maint. - Medical, Dental, etc.	50213050-11	200,000.00			200,000.00	
Repair & Maint. - Motor Vehicle	50213060-01	2,037,680.00		269,105.48	1,768,574.52	
Repair & Maint. - Furn. & Fixtures	50213070	500,000.00			500,000.00	
Rep&Maint-Semi Exp-Office Equip	50213210-02	100,000.00			100,000.00	
Rep&Maint-Semi Exp-IT Equip	50213210-03	100,000.00			100,000.00	
Rep&Maint-Semi Exp-Disaster Response	50213210-08	100,000.00			100,000.00	
Rep&Maint-Semi Exp-Other Machinery Equip	50213210-99	100,000.00			100,000.00	
Rep&Maint-Semi Exp-Furniture&Fixturre	50213220-01	100,000.00			100,000.00	
Repair & Maint. - Other Property, etc.	50213990	2,300,000.00	205,200.00	1,065,718.91	1,234,281.09	
Taxes, Duties and Licenses	50215010	500,000.00	43,920.00	43,920.00	456,080.00	
Fidelity Bond Premium	50215020	622,500.00		166,044.09	456,455.91	
Insurance Premiums	50215030	2,500,000.00		1,742,315.96	757,684.04	
Advertisement Expenses	50299010	3,500,000.00			3,500,000.00	
Printing & Binding Expenses	50299020	9,308,080.00	655,100.00	6,804,380.00	2,503,700.00	
Representation Expenses	50299030	89,138,535.74	3,489,953.45	35,302,370.37	53,836,165.37	
Transportation & Delivery Expenses	50299040	782,000.00			782,000.00	
Rent Expenses	50299050	198,276,407.79	2,040,574.00	61,672,739.29	136,603,668.50	
Membership Dues & Contribution to Orgns	50299060	1,947,000.00	26,610.00	1,030,942.98	916,057.02	

Allotment Class / Object of Expenditure (1)	Code	Allotment Received (2)	Obligations Incurred		Unobligated Balance of Allotment (5) = (2) - (4)	REMARKS (6)
			This Report (3)	To Date (4)		
Subscription Expenses	50299070	8,945,110.68	1,730,096.16	3,218,818.36	5,726,292.32	
Other Maintenance and Other Operating Ex	50299990	521,322,150.61	31,078,415.38	288,190,114.99	233,132,035.62	
Total Maintenance and Other Operating Expenses		1,968,102,227.04	106,724,621.37	861,614,696.56	1,106,487,530.48	
Capital Outlays						
Office Equipment	10605020	5,127,510.00		300,000.00	4,827,510.00	
IT Equipment	10605030	24,263,980.00	187,990.00	789,980.00	23,474,000.00	
Communication Equipment	10605070	800,000.00			800,000.00	
Firefighting Equipment & Accessories	10605090-01	300,000.00			300,000.00	
Military, Police & Security Equipment	10605100	3,500,000.00			3,500,000.00	
Medical, Dental & Laboratory Equipment	10605110	1,400,000.00			1,400,000.00	
Sports Equipment	10605130	500,000.00			500,000.00	
Motor Vehicles	10606010	20,000,000.00			20,000,000.00	
Furniture & Fixture Equipment	10607010	1,000,000.00			1,000,000.00	
Library Books	10607020	1,500,000.00			1,500,000.00	
Other Property, etc.	10698990	15,995,000.00			15,995,000.00	
Computer Software	10801020	12,000,000.00			12,000,000.00	
Total Capital Outlays		86,386,490.00	187,990.00	1,089,980.00	85,296,510.00	
Total Current Operating Expenditures		5,131,467,000.00	258,361,456.92	2,570,724,366.56	2,560,742,633.44	
TOTAL CURRENT OPERATING EXPENDITURES		5,131,467,000.00	258,361,456.92	2,570,724,366.56	2,560,742,633.44	
SPECIAL PURPOSE FUNDS						
MISCELLANEOUS PERSONNEL BENEFITS FUNDS						
Personnel Services						
Salary Increase	50101010-01	38,956,000.00	2,672,213.50	23,615,902.81	15,340,097.19	
Year-End Bonus	50102140	1,800,000.00			1,800,000.00	
Year-End Bonus - Increase	50102140-01	1,600,000.00			1,600,000.00	
Other Bonuses and Allowances	50102990	3,400,000.00			3,400,000.00	
GSIS (RLIP) Special Purpose	50103010-01	1,169,000.00	-225,716.00	2,478,884.00	921,116.00	
Total Personnel Services		46,925,000.00	2,446,497.50	27,397,131.93	19,527,868.07	
Total Miscellaneous Personnel Benefits Funds		46,925,000.00	2,446,497.50	27,397,131.93	19,527,868.07	
Total Special Purpose Funds		46,925,000.00	2,446,497.50	27,397,131.93	19,527,868.07	

Allotment Class / Object of Expenditure (1)	Code	Allotment Received (2)	Obligations Incurred		Unobligated Balance of Allotment (5) = (2) - (4)	REMARKS (6)
			This Report (3)	To Date (4)		
TOTAL SPECIAL PURPOSE FUNDS		46,925,000.00	2,446,497.50	27,397,131.93	19,527,868.07	
CONTINUING APPROPRIATIONS						
REGULAR						
Maintenance and Other Operating Expenses						
Travelling Expenses - Local	50201010	158,115,380.92	8,388,941.80	136,566,886.16	21,548,494.76	
Travelling Expenses - Foreign	50201020	21,018,391.78		573,181.72	20,445,210.06	
Training Expenses	50202010	419,842.32			419,842.32	
IT/Office Supplies Expenses	50203010	5,584,987.77	45,000.00	416,688.66	5,168,299.11	
Accountable Forms Expenses	50203020	5,600.00		600.00	5,000.00	
Welfare Good Expenses	50203060	8,619,633.60	-143,450.00	3,721,813.75	4,897,819.85	
Semi-Expendable Office Equipment	50203210-02	100,500.00			100,500.00	
Semi-Expendable ICT Equipment	50203210-03	293,800.00			293,800.00	
Semi-Expendable Other Machinery & Equipm	50203210-99	8,980.00		8,980.00		
Semi-Expendable Furniture & Fixture	50203220-01	40,000.00			40,000.00	
Other Supplies Expenses	50203990	1,324,545.54		19,598.17	1,304,947.37	
Water Expenses	50204010	6,115,031.71		7,605.73	6,107,425.98	
Electricity Expenses	50204020	25,028,964.00	13,091,704.38	17,318,843.76	7,710,120.24	
Postage & Deliveries Expenses	50205010	66,941.17		4,500.00	62,441.17	
Telephone and Mobile Expense	50205020	6,183,772.13	152,530.30	912,968.56	5,270,803.57	
Internet Expenses	50205030	1,208,136.20	192,398.00	529,258.45	678,877.75	
Extraordinary and Miscellaneous Expenses	50210030	47,363,141.37	3,469,200.00	28,992,662.06	18,370,479.31	
Legal Services	50211010	59,500.00		14,500.00	45,000.00	
Consultancy Services	50211030	120,704,828.15	7,656,197.12	66,904,132.65	53,800,695.50	
Other Professional Services	50211990	12,547,127.12	2,293,706.91	10,454,885.60	2,092,241.52	
Janitorial Services	50212020	25,000,000.00	3,000,412.05	11,578,886.08	13,421,113.92	
Security Services	50212030	5,000,000.00	462,187.00	3,235,309.00	1,764,691.00	
Repair & Maint. - Motor Vehicle	50213060-01	700,000.00		140,000.00	560,000.00	
Repair & Maint. - Other Property, etc.	50213990	10,000.00	4,800.00	4,800.00	5,200.00	
Fidelity Bond Premium	50215020	46,500.00		46,500.00		
Printing & Binding Expenses	50299020	50,000.00			50,000.00	
Representation Expenses	50299030	34,470,273.06	2,223,436.24	19,714,699.97	14,755,573.09	
Rent Expenses	50299050	62,817,977.68	193,284.21	3,266,379.68	59,551,598.00	
Subscription Expenses	50299070	3,764,201.15	250,000.00	1,783,881.25	1,980,319.90	
Other Maintenance and Other Operating Ex	50299990	192,727,622.76	13,901,741.20	145,224,624.38	47,502,998.38	

Allotment Class / Object of Expenditure (1)	Code	Allotment Received (2)	Obligations Incurred		Unobligated Balance of Allotment (5) = (2) - (4)	REMARKS (6)
			This Report (3)	To Date (4)		
Total Maintenance and Other Operating Expenses		739,395,678.43	55,182,089.21	451,442,185.63	287,953,492.80	
Capital Outlays						
Office Equipment	10605020	16,421,810.00	40,000.00	40,000.00	16,381,810.00	
IT Equipment	10605030	22,971,956.72	1,490,350.00	2,780,248.00	20,191,708.72	
Communication Equipment	10605070	2,151,245.00			2,151,245.00	
Firefighting Equipment & Accessories	10605090-01	300,000.00			300,000.00	
Military, Police & Security Equipment	10605100	21,915,000.00			21,915,000.00	
Medical, Dental & Laboratory Equipment	10605110	1,390,000.00			1,390,000.00	
Printing Equipment	10605120	1,500,000.00			1,500,000.00	
Sports Equipment	10605130	2,000,000.00			2,000,000.00	
Motor Vechicles	10606010	2,750,000.00			2,750,000.00	
Furniture & Fixture Equipment	10607010	2,645,125.00	-89,250.00	110,750.00	2,534,375.00	
Library Books	10607020	2,685,000.00	42,862.40	42,862.40	2,642,137.60	
Other Property, etc.	10698990	27,940,355.65	78,500.00	1,600,197.15	26,340,158.50	
Computer Software	10801020	33,800,000.00	63,000.00	63,000.00	33,737,000.00	
Total Capital Outlays		138,470,492.37	1,625,462.40	4,637,057.55	133,833,434.82	
Total Continuing Appropriations Regular		877,866,170.80	56,807,551.61	456,079,243.18	421,786,927.62	
TOTAL CONTINUING APPROPRIATIONS		877,866,170.80	56,807,551.61	456,079,243.18	421,786,927.62	
TOTAL PROPER AND SECRETARIAT		6,056,258,170.80	317,615,506.03	3,054,200,741.67	3,002,057,429.13	
PROGRAM B - LOCALLY FUNDED PROJECTS						
SENATE RELOCATION						
CURRENT OPERATING EXPENDITURES						
Maintenance and Other Operating Expenses						
Consultancy Services	50211030	9,000,000.00	402,000.00	3,086,000.00	5,914,000.00	
Representation Expenses	50299030	520,000.00			520,000.00	
Other Maintenance and Other Operating Ex	50299990	480,000.00			480,000.00	
Total Maintenance and Other Operating Expenses		10,000,000.00	402,000.00	3,086,000.00	6,914,000.00	
Capital Outlays						
Office Buildings	10604010	4,377,000,000.00			4,377,000,000.00	

Allotment Class / Object of Expenditure (1)	Code	Allotment Received (2)	Obligations Incurred		Unobligated Balance of Allotment (5) = (2) - (4)	REMARKS (6)
			This Report (3)	To Date (4)		
<i>Total Capital Outlays</i>		4,377,000,000.00			4,377,000,000.00	
<i>Total Current Operating Expenditures</i>		4,387,000,000.00	402,000.00	3,086,000.00	4,383,914,000.00	
TOTAL LOCALLY-FUNDED PROJECTS		4,387,000,000.00	402,000.00	3,086,000.00	4,383,914,000.00	
CONTINUING APPROPRIATIONS						
REGULAR						
Maintenance and Other Operating Expenses						
Consultancy Services	50211030	380,000.00		280,000.00	100,000.00	
Other Maintenance and Other Operating Ex	50299990	563,608.00			563,608.00	
Total Maintenance and Other Operating Expenses		943,608.00		280,000.00	663,608.00	
Total Continuing Appropriations Regular		943,608.00		280,000.00	663,608.00	
TOTAL CONTINUING APPROPRIATIONS		943,608.00		280,000.00	663,608.00	
TOTAL PROGRAM B		4,387,943,608.00	402,000.00	3,366,000.00	4,384,577,608.00	
GRAND TOTAL		10,444,201,778.80	318,017,506.03	3,057,566,741.67	7,386,635,037.13	

Certified Correct:

Submitted By:


RIOSA C. MANALANSAN
 Chief, Legislative Budget Service
LA


ATTY. MYRA MARIE D. VILLARICA
 Senate Secretary
MB

STATEMENT OF ALLOTMENT, OBLIGATIONS AND BALANCES

As of October 31, 2020

(Summary by Source)

DEPARTMENT

Agency: SENATE

Fund: General

Allotment Class / Object of Expenditure (1)	Code	Allotment Received (2)	Obligations Incurred		Unobligated Balance of Allotment (5) = (2) - (4)	REMARKS (6)
			This Report (3)	To Date (4)		
PROGRAM A1 & A2						
SECRETARIAT AND LEGISLATIVE PROPER SERVICES						
CURRENT OPERATING EXPENDITURES						
Personnel Services						
Salaries - Itemized Position	50101010	1,355,742,684.50	96,328,816.34	959,345,773.04	396,396,911.46	
Salaries & Wages - Unfilled Position	50101010-A	95,780,000.00			95,780,000.00	
Casual Wages	50101020-01	50,000,000.00	3,852,465.00	38,272,735.78	11,727,264.22	
Contractual Wages	50101020-02	19,200,000.00	1,264,851.00	13,609,843.72	5,590,156.28	
Casual Increase	50101020-11	3,200,000.00	196,729.80	2,037,112.32	1,162,887.68	
Contractual Increase	50101020-21	800,000.00	33,529.40	362,378.50	437,621.50	
PERA	50102010	53,951,000.00	3,665,685.98	36,305,496.80	17,645,503.20	
Representation Allowance (RA)	50102020	13,564,000.00	941,500.00	9,638,500.00	3,925,500.00	
Transportation Allowance (TA)	50102030	12,564,000.00	828,500.00	8,420,500.00	4,143,500.00	
Clothing/Uniform Allowance	50102040	12,000,000.00	24,000.00	10,674,000.00	1,326,000.00	
Health Workers Benefits	50102060	500,000.00	8,450.00	71,800.00	428,200.00	
Honoraria	50102100	1,200,000.00	19,375.00	62,250.00	1,137,750.00	
Longevity Pay	50102120	88,000,000.00	37,994,248.09	76,882,638.58	11,117,361.42	
Overtime Services	50102130	33,500,000.00	1,586,941.38	10,498,723.04	23,001,276.96	
Year-End Bonus	50102140	101,500,000.00			101,500,000.00	
Cash Gift	50102150	11,000,000.00			11,000,000.00	
Other Bonuses and Allowances	50102990	235,726,000.00	33,596,309.07	155,466,305.44	80,259,694.56	
Provident Fund Contributions (SEF)	50103050	26,000,000.00	1,658,339.78	16,761,206.88	9,238,793.12	
Retirement Gratuity	50104020	12,068,000.00			12,068,000.00	
Terminal Leave	50104030	29,773,000.00	9,031,520.29	23,816,277.64	5,956,722.36	
Other Personnel Benefits	50104990	848,830,961.48	30,272,395.00	506,282,754.31	342,548,207.17	

Allotment Class / Object of Expenditure (1)	Code	Allotment Received (2)	Obligations Incurred		Unobligated Balance of Allotment (5) = (2) - (4)	REMARKS (6)
			This Report (3)	To Date (4)		
Total Personnel Services		3,004,899,645.98	221,303,656.13	1,868,508,296.05	1,136,391,349.93	
Personnel Services						
GSIS Contribution	50103010	41,565,000.00	397,373.78	48,283,636.51	-6,718,636.51	
Pag-Ibig Contribution	50103020	4,300,000.00	191,300.00	1,824,900.00	2,475,100.00	
PhilHealth Contribution	50103030	16,500,000.00	1,082,653.64	10,749,540.99	5,750,459.01	
ECC Contribution	50103040	4,300,000.00	192,200.00	1,820,500.00	2,479,500.00	
Total Personnel Services		66,665,000.00	1,863,527.42	62,678,577.50	3,986,422.50	
Total Personnel Services		3,071,564,645.98	223,167,183.55	1,931,186,873.55	1,140,377,772.43	
Maintenance and Other Operating Expenses						
Travelling Expenses - Local	50201010	213,149,722.32	15,831,851.44	88,394,764.65	124,754,957.67	
Travelling Expenses - Foreign	50201020	29,670,918.46		2,564,007.42	27,106,911.04	
Training Expenses	50202010	20,738,015.13	1,410,550.00	13,575,942.47	7,162,072.66	
IT/Office Supplies Expenses	50203010	25,172,392.23	489,608.40	5,131,819.23	20,040,573.00	
Accountable Forms Expenses	50203020	1,267,000.00	203,000.00	203,000.00	1,064,000.00	
Welfare Good Expenses	50203060	12,145,647.65	2,225,240.00	9,114,273.64	3,031,374.01	
Medical,Dental & Lab. Supplies Expenses	50203080	1,396,000.00	24,660.00	123,557.75	1,272,442.25	
Fuel, Oil & Lubricants Expenses	50203090	4,105,000.00	118,066.68	993,610.11	3,111,389.89	
Military, Police & Traffic Supplies Exp.	50203120	900,000.00			900,000.00	
Semi-Expendable Office Equipment	50203210-02	300,000.00			300,000.00	
Semi-Expendable ICT Equipment	50203210-03	1,038,995.00	13,475.00	105,250.00	933,745.00	
Semi-Expendable Communication Equipment	50203210-07	500,000.00		9,990.00	490,010.00	
Semi-Expendable Disaster Response & Resc	50203210-08	500,000.00			500,000.00	
Semi-Expendable Military,Police & Securi	50203210-09	600,000.00			600,000.00	
Semi-Expendable Medical Equipment	50203210-10	1,500,000.00	155,440.00	155,440.00	1,344,560.00	
Semi-Expendable Printing Equipment	50203210-11	300,000.00			300,000.00	
Semi-Expendable Sports Equipment	50203210-12	300,000.00			300,000.00	
Semi-Expendable Other Machinery & Equipm	50203210-99	1,320,300.00	68,740.00	222,897.68	1,097,402.32	
Semi-Expendable Furniture & Fixture	50203220-01	1,149,450.00		149,450.00	1,000,000.00	
Semi-Expendable Books	50203220-02	500,000.00	1,880.00	134,066.00	365,934.00	
Other Supplies Expenses	50203990	11,939,833.80	1,720,427.62	3,086,758.55	8,853,075.25	
Water Expenses	50204010	4,663,260.00	653.50	1,213,923.80	3,449,336.20	
Electricity Expenses	50204020	35,909,559.00		1,600,034.74	34,309,524.26	
Postage & Deliveries Expenses	50205010	341,208.92	-2,000.00	36,848.92	304,360.00	
Telephone and Mobile Expense	50205020	27,407,096.72	1,224,826.55	10,206,967.77	17,200,128.95	

Allotment Class / Object of Expenditure (1)	Code	Allotment Received (2)	Obligations Incurred		Unobligated Balance of Allotment (5) = (2) - (4)	REMARKS (6)
			This Report (3)	To Date (4)		
Internet Expenses	50205030	8,237,325.19	572,284.00	2,486,773.22	5,750,551.97	
Cable, Radio, Sattelite Expenses	50205040	1,530,000.00	-5,000.00	30,000.00	1,500,000.00	
Confidential Expenses	50210010	100,000,000.00			100,000,000.00	
Extraordinary and Miscellaneous Expenses	50210030	451,686,244.28	39,893,400.00	327,019,113.28	124,667,131.00	
Legal Services	50211010	561,100.00	1,000.00	59,300.00	501,800.00	
Auditing Expenses	50211020	4,000,000.00	25,195.78	363,659.46	3,636,340.54	
Consultancy Services	50211030	120,901,945.22	9,343,748.52	55,883,184.34	65,018,760.88	
Other Professional Services	50211990	12,795,965.85	1,256,000.00	10,297,401.33	2,498,564.52	
Environment/Sanitary Services	50212010	800,000.00	20,000.00	446,000.00	354,000.00	
Janitorial Services	50212020	20,000,000.00		3,073,239.26	16,926,760.74	
Security Services	50212030	2,500,000.00			2,500,000.00	
Other General Services	50212990	1,500,000.00			1,500,000.00	
Repair & Maint. - Office Bldgs.	50213040-01	1,000,000.00			1,000,000.00	
Repair & Maint. - Office Equip.	50213050-02	200,000.00			200,000.00	
Repair & Maint. - IT Equipment	50213050-03	500,000.00			500,000.00	
Repair & Maint. - Communication Eqpt.	50213050-07	1,500,000.00	98,000.00	118,000.00	1,382,000.00	
Repair & Maint.-Fire Equipment	50213050-09	300,000.00			300,000.00	
Repair & Maint. - Medical, Dental, etc.	50213050-11	200,000.00			200,000.00	
Repair & Maint. - Motor Vehicle	50213060-01	2,037,680.00	233,854.14	502,959.62	1,534,720.38	
Repair & Maint. - Furn. & Fixtures	50213070	500,000.00			500,000.00	
Rep&Maint-Semi Exp-Office Equip	50213210-02	100,000.00			100,000.00	
Rep&Maint-Semi Exp-IT Equip	50213210-03	100,000.00			100,000.00	
Rep&Maint-Semi Exp-Disaster Response	50213210-08	100,000.00			100,000.00	
Rep&Maint-Semi Exp-Other Machinery Equip	50213210-99	100,000.00			100,000.00	
Rep&Maint-Semi Exp-Furniture&Fixturre	50213220-01	100,000.00			100,000.00	
Repair & Maint. - Other Property, etc.	50213990	2,300,000.00	119,920.00	1,185,638.91	1,114,361.09	
Taxes, Duties and Licenses	50215010	500,000.00		43,920.00	456,080.00	
Fidelity Bond Premium	50215020	622,500.00	36,809.86	202,853.95	419,646.05	
Insurance Premiums	50215030	2,500,000.00		1,742,315.96	757,684.04	
Advertisement Expenses	50299010	3,500,000.00			3,500,000.00	
Printing & Binding Expenses	50299020	10,134,080.00	1,060,000.00	7,864,380.00	2,269,700.00	
Representation Expenses	50299030	88,714,861.14	3,267,353.39	38,569,723.76	50,145,137.38	
Transportation & Delivery Expenses	50299040	782,000.00			782,000.00	
Rent Expenses	50299050	195,714,281.79	2,931,788.49	64,604,527.78	131,109,754.01	
Membership Dues & Contribution to Orgns	50299060	1,947,000.00		1,030,942.98	916,057.02	

Allotment Class / Object of Expenditure (1)	Code	Allotment Received (2)	Obligations Incurred		Unobligated Balance of Allotment (5) = (2) - (4)	REMARKS (6)
			This Report (3)	To Date (4)		
Subscription Expenses	50299070	8,045,634.68	391,916.00	3,610,734.36	4,434,900.32	
Other Maintenance and Other Operating Ex	50299990	530,620,013.31	35,422,593.77	323,612,708.76	207,007,304.55	
Total Maintenance and Other Operating Expenses		1,973,445,030.69	118,155,283.14	979,769,979.70	993,675,050.99	
Capital Outlays						
Office Equipment	10605020	5,127,510.00		300,000.00	4,827,510.00	
IT Equipment	10605030	24,334,813.33	70,833.33	860,813.33	23,474,000.00	
Communication Equipment	10605070	800,000.00			800,000.00	
Firefighting Equipment & Accessories	10605090-01	300,000.00			300,000.00	
Military, Police & Security Equipment	10605100	3,500,000.00			3,500,000.00	
Medical, Dental & Laboratory Equipment	10605110	1,400,000.00			1,400,000.00	
Sports Equipment	10605130	500,000.00			500,000.00	
Motor Vehcicles	10606010	20,000,000.00			20,000,000.00	
Furniture & Fixture Equipment	10607010	1,000,000.00			1,000,000.00	
Library Books	10607020	1,500,000.00			1,500,000.00	
Other Property, etc.	10698990	15,995,000.00			15,995,000.00	
Computer Software	10801020	12,000,000.00			12,000,000.00	
Total Capital Outlays		86,457,323.33	70,833.33	1,160,813.33	85,296,510.00	
Total Current Operating Exp		5,131,467,000.00	341,393,300.02	2,912,117,666.58	2,219,349,333.42	
TOTAL CURRENT EXPENDITURES		5,131,467,000.00	341,393,300.02	2,912,117,666.58	2,219,349,333.42	
SPECIAL PURPOSE FUNDS						
MISCELLANEOUS PERSONNEL BENEFITS FUNDS						
Personnel Services						
Salary Increase	50101010-01	38,956,000.00	3,016,855.12	26,632,757.93	12,323,242.07	
Year-End Bonus - Increase	50102140-01	3,400,000.00			3,400,000.00	
Other Bonuses and Allowances	50102990	3,400,000.00		2,478,884.00	921,116.00	
GSIS (RLIP) Special Purpose	50103010-01	1,169,000.00		1,302,345.12	-133,345.12	
Total Personnel Services		46,925,000.00	3,016,855.12	30,413,987.05	16,511,012.95	
Total Miscellaneous Personnel Benefits Funds		46,925,000.00	3,016,855.12	30,413,987.05	16,511,012.95	
Total Special Purpose Fund		46,925,000.00	3,016,855.12	30,413,987.05	16,511,012.95	
TOTAL SPECIAL PURPOSE FUNDS		46,925,000.00	3,016,855.12	30,413,987.05	16,511,012.95	

Allotment Class / Object of Expenditure (1)	Code	Allotment Received (2)	Obligations Incurred		Unobligated Balance of Allotment (5) = (2) - (4)	REMARKS (6)
			This Report (3)	To Date (4)		
CONTINUING APPROPRIATIONS						
REGULAR						
Maintenance and Other Operating Expenses						
Travelling Expenses - Local	50201010	157,994,818.59	6,876,701.94	143,443,588.10	14,551,230.49	
Travelling Expenses - Foreign	50201020	20,943,691.78	645,209.60	1,218,391.32	19,725,300.46	
Training Expenses	50202010	419,842.32			419,842.32	
IT/Office Supplies Expenses	50203010	5,581,208.44	75,150.00	491,838.66	5,089,369.78	
Accountable Forms Expenses	50203020	5,600.00		600.00	5,000.00	
Welfare Good Expenses	50203060	9,027,833.60	408,200.00	4,130,013.75	4,897,819.85	
Semi-Expendable Office Equipment	50203210-02	100,500.00			100,500.00	
Semi-Expendable ICT Equipment	50203210-03	293,800.00	33,600.00	33,600.00	260,200.00	
Semi-Expendable Other Machinery & Equipm	50203210-99	8,980.00		8,980.00		
Semi-Expendable Furniture & Fixture	50203220-01	40,000.00			40,000.00	
Other Supplies Expenses	50203990	1,311,114.60	1,941.37	21,539.54	1,289,575.06	
Water Expenses	50204010	6,115,031.71	3,562,018.08	3,569,623.81	2,545,407.90	
Electricity Expenses	50204020	25,028,964.00	2,705,969.96	20,024,813.72	5,004,150.28	
Postage & Deliveries Expenses	50205010	66,941.17		4,500.00	62,441.17	
Telephone and Mobile Expense	50205020	6,033,533.83	184,428.00	1,097,396.56	4,936,137.27	
Internet Expenses	50205030	1,368,753.43	83,198.00	612,456.45	756,296.98	
Extraordinary and Miscellaneous Expenses	50210030	47,363,141.37	97,400.00	29,090,062.06	18,273,079.31	
Legal Services	50211010	59,500.00		14,500.00	45,000.00	
Consultancy Services	50211030	120,699,284.15	8,000,103.00	74,904,235.65	45,795,048.50	
Other Professional Services	50211990	12,547,127.12	1,195,206.91	11,650,092.51	897,034.61	
Janitorial Services	50212020	25,000,000.00	1,435,605.00	13,014,491.08	11,985,508.92	
Security Services	50212030	5,000,000.00	462,187.00	3,697,496.00	1,302,504.00	
Repair & Maint. - Motor Vehicle	50213060-01	700,000.00		140,000.00	560,000.00	
Repair & Maint. - Other Property, etc.	50213990	10,000.00		4,800.00	5,200.00	
Fidelity Bond Premium	50215020	46,500.00		46,500.00		
Printing & Binding Expenses	50299020	50,000.00			50,000.00	
Representation Expenses	50299030	34,349,710.73	2,726,526.94	22,441,226.91	11,908,483.82	
Rent Expenses	50299050	62,737,977.68	338,000.00	3,604,379.68	59,133,598.00	
Subscription Expenses	50299070	3,764,201.15	1,029,156.90	2,813,038.15	951,163.00	
Other Maintenance and Other Operating Ex	50299990	192,727,622.76	11,241,128.72	156,465,753.10	36,261,869.66	
Total Maintenance and Other Operating Expenses		739,395,678.43	41,101,731.42	492,543,917.05	246,851,761.38	

Allotment Class / Object of Expenditure (1)	Code	Allotment Received (2)	Obligations Incurred		Unobligated Balance of Allotment (5) = (2) - (4)	REMARKS (6)
			This Report (3)	To Date (4)		
Capital Outlays						
Office Equipment	10605020	16,421,810.00	112,000.00	152,000.00	16,269,810.00	
IT Equipment	10605030	23,151,956.72	1,473,700.00	4,253,948.00	18,898,008.72	
Communication Equipment	10605070	2,151,245.00			2,151,245.00	
Firefighting Equipment & Accessories	10605090-01	300,000.00			300,000.00	
Military, Police & Security Equipment	10605100	21,915,000.00			21,915,000.00	
Medical, Dental & Laboratory Equipment	10605110	1,390,000.00			1,390,000.00	
Printing Equipment	10605120	1,500,000.00			1,500,000.00	
Sports Equipment	10605130	2,000,000.00			2,000,000.00	
Motor Vehicles	10606010	2,750,000.00			2,750,000.00	
Furniture & Fixture Equipment	10607010	2,465,125.00		110,750.00	2,354,375.00	
Library Books	10607020	2,685,000.00		42,862.40	2,642,137.60	
Other Property, etc.	10698990	27,940,355.65	234,319.00	1,834,516.15	26,105,839.50	
Computer Software	10801020	33,800,000.00		63,000.00	33,737,000.00	
Total Capital Outlays		138,470,492.37	1,820,019.00	6,457,076.55	132,013,415.82	
Total Continuing Approp		877,866,170.80	42,921,750.42	499,000,993.60	378,865,177.20	
TOTAL CONTINUING APPROP		877,866,170.80	42,921,750.42	499,000,993.60	378,865,177.20	
UNRELEASED APPROPRIATIONS						
Personnel Services						
Retirement Gratuity	50104020	13,855,000.00			13,855,000.00	
Terminal Leave	50104030	5,117,022.00			5,117,022.00	
Total Personnel Services		18,972,022.00			18,972,022.00	
Total Personnel Services		18,972,022.00			18,972,022.00	
Total Unreleased Approp		18,972,022.00			18,972,022.00	
TOTAL UNRELEASED APPROP		18,972,022.00			18,972,022.00	
TOTAL PROPER AND SECRETARIAT		6,075,230,192.80	387,331,905.56	3,441,532,647.23	2,633,697,545.57	
PROGRAM B - LOCALLY FUNDED PROJECTS						
SENATE RELOCATION						
CURRENT OPERATING EXPENDITURES						

Allotment Class / Object of Expenditure (1)	Code	Allotment Received (2)	Obligations Incurred		Unobligated Balance of Allotment (5) = (2) - (4)	REMARKS (6)
			This Report (3)	To Date (4)		
Maintenance and Other Operating Expenses						
Consultancy Services	50211030	9,000,000.00	302,000.00	3,388,000.00	5,612,000.00	
Representation Expenses	50299030	520,000.00			520,000.00	
Other Maintenance and Other Operating Ex	50299990	480,000.00			480,000.00	
Total Maintenance and Other Operating Expenses		10,000,000.00	302,000.00	3,388,000.00	6,612,000.00	
Capital Outlays						
Office Buildings	10604010	4,377,000,000.00			4,377,000,000.00	
Total Capital Outlays		4,377,000,000.00			4,377,000,000.00	
Total Current Operating Exp		4,387,000,000.00	302,000.00	3,388,000.00	4,383,612,000.00	
TOTAL LOCALLY-FUNDED		4,387,000,000.00	302,000.00	3,388,000.00	4,383,612,000.00	
CONTINUING APPROPRIATIONS REGULAR						
Maintenance and Other Operating Expenses						
Consultancy Services	50211030	380,000.00	100,000.00	380,000.00		
Other Maintenance and Other Operating Ex	50299990	563,608.00			563,608.00	
Total Maintenance and Other Operating Expenses		943,608.00	100,000.00	380,000.00	563,608.00	
Total Continuing Approp		943,608.00	100,000.00	380,000.00	563,608.00	
TOTAL CONTINUING APPROP		943,608.00	100,000.00	380,000.00	563,608.00	
TOTAL PROGRAM B		4,387,943,608.00	402,000.00	3,768,000.00	4,384,175,608.00	
GRAND TOTAL		10,463,173,800.80	387,733,905.56	3,445,300,647.23	7,017,873,153.57	

Certified Correct:

Submitted By:


RIOS A. C. MANALANSAN
 Chief, Legislative Budget Service


ATTY. MYRA MARIE D. VILLARICA
 Senate Secretary

STATEMENT OF ALLOTMENT, OBLIGATIONS AND BALANCES

As of November 30, 2020

(Summary by Source)

DEPARTMENT

Agency: SENATE

Fund: General

Allotment Class / Object of Expenditure (1)	Code	Allotment Received (2)	Obligations Incurred		Unobligated Balance of Allotment (5) = (2) - (4)	REMARKS (6)
			This Report (3)	To Date (4)		
PROGRAM A1 & A2						
SECRETARIAT AND LEGISLATIVE PROPER SERVICES						
CURRENT OPERATING EXPENDITURES						
Personnel Services						
Salaries - Itemized Position	50101010	1,348,878,047.52	96,871,901.51	1,056,217,674.55	292,660,372.97	
Salaries & Wages - Unfilled Position	50101010-A	95,780,000.00			95,780,000.00	
Casual Wages	50101020-01	50,000,000.00	4,110,091.22	42,382,827.00	7,617,173.00	
Contractual Wages	50101020-02	19,200,000.00	1,512,979.79	15,122,823.51	4,077,176.49	
Casual Increase	50101020-11	3,200,000.00	211,846.48	2,248,958.80	951,041.20	
Contractual Increase	50101020-21	800,000.00	40,426.39	402,804.89	397,195.11	
PERA	50102010	53,788,000.00	3,690,209.10	39,995,705.90	13,792,294.10	
Representation Allowance (RA)	50102020	13,564,000.00	933,000.00	10,571,500.00	2,992,500.00	
Transportation Allowance (TA)	50102030	12,564,000.00	831,000.00	9,251,500.00	3,312,500.00	
Clothing/Uniform Allowance	50102040	12,000,000.00	6,000.00	10,680,000.00	1,320,000.00	
Health Workers Benefits	50102060	500,000.00	27,750.00	99,550.00	400,450.00	
Honoraria	50102100	1,200,000.00	15,000.00	77,250.00	1,122,750.00	
Longevity Pay	50102120	88,000,000.00	250,963.35	77,133,601.93	10,866,398.07	
Overtime Services	50102130	33,500,000.00	2,442,560.95	12,941,283.99	20,558,716.01	
Year-End Bonus	50102140	101,500,000.00	93,944,835.60	93,944,835.60	7,555,164.40	
Cash Gift	50102150	11,000,000.00	8,991,500.00	8,991,500.00	2,008,500.00	
Other Bonuses and Allowances	50102990	235,726,000.00	116,725.81	155,583,031.25	80,142,968.75	
Provident Fund Contributions (SEF)	50103050	26,000,000.00		16,761,206.88	9,238,793.12	
Retirement Gratuity	50104020	12,068,000.00			12,068,000.00	
Terminal Leave	50104030	29,773,000.00	2,395,999.78	26,212,277.42	3,560,722.58	
Other Personnel Benefits	50104990	848,802,127.62	1,116,322.20	507,399,076.51	341,403,051.11	

Allotment Class / Object of Expenditure (1)	Code	Allotment Received (2)	Obligations Incurred		Unobligated Balance of Allotment (5) = (2) - (4)	REMARKS (6)
			This Report (3)	To Date (4)		
Total Personnel Services		2,997,843,175.14	217,509,112.18	2,086,017,408.23	911,825,766.91	
Personnel Services						
GSIS Contribution	50103010	41,565,000.00		48,283,636.51	-6,718,636.51	
Pag-Ibig Contribution	50103020	4,300,000.00	181,000.00	2,005,900.00	2,294,100.00	
PhilHealth Contribution	50103030	16,500,000.00	1,120,200.11	11,869,741.10	4,630,258.90	
ECC Contribution	50103040	4,300,000.00	181,200.00	2,001,700.00	2,298,300.00	
Total Personnel Services		66,665,000.00	1,482,400.11	64,160,977.61	2,504,022.39	
Total Personnel Services		3,064,508,175.14	218,991,512.29	2,150,178,385.84	914,329,789.30	
Maintenance and Other Operating Expenses						
Travelling Expenses - Local	50201010	210,516,833.16	22,646,140.46	111,040,905.11	99,475,928.05	
Travelling Expenses - Foreign	50201020	28,648,376.46	700,000.00	3,264,007.42	25,384,369.04	
Training Expenses	50202010	22,368,565.13	1,480,550.00	15,056,492.47	7,312,072.66	
IT/Office Supplies Expenses	50203010	23,956,719.79	1,082,602.22	6,214,421.45	17,742,298.34	
Accountable Forms Expenses	50203020	1,272,200.00	4,800.00	207,800.00	1,064,400.00	
Welfare Good Expenses	50203060	13,735,397.65	1,344,750.00	10,459,023.64	3,276,374.01	
Medical, Dental & Lab. Supplies Expenses	50203080	1,396,000.00	203,666.00	327,223.75	1,068,776.25	
Fuel, Oil & Lubricants Expenses	50203090	4,105,000.00	32,456.52	1,026,066.63	3,078,933.37	
Military, Police & Traffic Supplies Exp.	50203120	900,000.00			900,000.00	
Semi-Expendable Office Equipment	50203210-02	300,000.00			300,000.00	
Semi-Expendable ICT Equipment	50203210-03	1,038,995.00	324,500.00	429,750.00	609,245.00	
Semi-Expendable Communication Equipment	50203210-07	500,000.00	7,851.00	17,841.00	482,159.00	
Semi-Expendable Disaster Response & Resc	50203210-08	500,000.00			500,000.00	
Semi-Expendable Military, Police & Securi	50203210-09	600,000.00			600,000.00	
Semi-Expendable Medical Equipment	50203210-10	1,500,000.00		155,440.00	1,344,560.00	
Semi-Expendable Printing Equipment	50203210-11	300,000.00			300,000.00	
Semi-Expendable Sports Equipment	50203210-12	300,000.00			300,000.00	
Semi-Expendable Other Machinery & Equipm	50203210-99	1,320,300.00	36,550.00	259,447.68	1,060,852.32	
Semi-Expendable Furniture & Fixture	50203220-01	1,122,450.00	-27,000.00	122,450.00	1,000,000.00	
Semi-Expendable Books	50203220-02	500,000.00		134,066.00	365,934.00	
Other Supplies Expenses	50203990	11,391,773.78	550,552.20	3,637,310.75	7,754,463.03	
Water Expenses	50204010	4,598,684.00	417.00	1,214,340.80	3,384,343.20	
Electricity Expenses	50204020	35,529,421.00		1,600,034.74	33,929,386.26	
Postage & Deliveries Expenses	50205010	344,210.00	3,001.08	39,850.00	304,360.00	
Telephone and Mobile Expense	50205020	26,583,725.39	1,671,390.84	11,878,358.61	14,705,366.78	

Allotment Class / Object of Expenditure (1)	Code	Allotment Received (2)	Obligations Incurred		Unobligated Balance of Allotment (5) = (2) - (4)	REMARKS (6)
			This Report (3)	To Date (4)		
Internet Expenses	50205030	8,267,025.19	711,606.91	3,198,380.13	5,068,645.06	
Cable, Radio, Sattelite Expenses	50205040	1,515,000.00	925,680.00	955,680.00	559,320.00	
Confidential Expenses	50210010	100,000,000.00			100,000,000.00	
Extraordinary and Miscellaneous Expenses	50210030	458,222,851.78	29,272,899.50	356,292,012.78	101,930,839.00	
Legal Services	50211010	587,150.00	26,350.00	85,650.00	501,500.00	
Auditing Expenses	50211020	4,000,000.00	13,736.69	377,396.15	3,622,603.85	
Consultancy Services	50211030	116,186,571.22	6,293,586.72	62,176,771.06	54,009,800.16	
Other Professional Services	50211990	14,004,965.85	1,055,000.00	11,352,401.33	2,652,564.52	
Environment/Sanitary Services	50212010	800,000.00		446,000.00	354,000.00	
Janitorial Services	50212020	20,000,000.00		3,073,239.26	16,926,760.74	
Security Services	50212030	2,500,000.00			2,500,000.00	
Other General Services	50212990	1,500,000.00			1,500,000.00	
Repair & Maint. - Office Bldgs.	50213040-01	1,000,000.00			1,000,000.00	
Repair & Maint. - Office Equip.	50213050-02	200,000.00			200,000.00	
Repair & Maint. - IT Equipment	50213050-03	500,000.00			500,000.00	
Repair & Maint. - Communication Eqpt.	50213050-07	1,500,000.00		118,000.00	1,382,000.00	
Repair & Maint.-Fire Equipment	50213050-09	300,000.00	29,000.00	29,000.00	271,000.00	
Repair & Maint. - Medical, Dental, etc.	50213050-11	200,000.00			200,000.00	
Repair & Maint. - Motor Vehicle	50213060-01	2,041,660.00	79,924.00	582,883.62	1,458,776.38	
Repair & Maint. - Furn. & Fixtures	50213070	500,000.00			500,000.00	
Rep&Maint-Semi Exp-Office Equip	50213210-02	100,000.00			100,000.00	
Rep&Maint-Semi Exp-IT Equip	50213210-03	100,000.00			100,000.00	
Rep&Maint-Semi Exp-Disaster Response	50213210-08	100,000.00			100,000.00	
Rep&Maint-Semi Exp-Other Machinery Equip	50213210-99	100,000.00			100,000.00	
Rep&Maint-Semi Exp-Furniture&Fixturre	50213220-01	100,000.00			100,000.00	
Repair & Maint. - Other Property, etc.	50213990	2,300,000.00	35,464.46	1,221,103.37	1,078,896.63	
Taxes, Duties and Licenses	50215010	500,000.00		43,920.00	456,080.00	
Fidelity Bond Premium	50215020	622,500.00		202,853.95	419,646.05	
Insurance Premiums	50215030	2,500,000.00	26,025.48	1,768,341.44	731,658.56	
Advertisement Expenses	50299010	3,500,000.00			3,500,000.00	
Printing & Binding Expenses	50299020	10,822,740.00	688,154.80	8,552,534.80	2,270,205.20	
Representation Expenses	50299030	87,137,540.18	4,681,128.50	43,250,852.26	43,886,687.92	
Transportation & Delivery Expenses	50299040	782,000.00			782,000.00	
Rent Expenses	50299050	193,074,684.53	2,041,359.83	66,645,887.61	126,428,796.92	
Membership Dues & Contribution to Orgns	50299060	1,947,000.00		1,030,942.98	916,057.02	

Allotment Class / Object of Expenditure (1)	Code	Allotment Received (2)	Obligations Incurred		Unobligated Balance of Allotment (5) = (2) - (4)	REMARKS (6)
			This Report (3)	To Date (4)		
Subscription Expenses	50299070	7,067,668.68	132,126.00	3,742,860.36	3,324,808.32	
Other Maintenance and Other Operating Ex	50299990	542,498,492.74	48,963,694.25	372,576,403.01	169,922,089.73	
Total Maintenance and Other Operating Expenses		1,980,406,501.53	125,037,964.46	1,104,807,944.16	875,598,557.37	
Capital Outlays						
Office Equipment	10605020	5,167,510.00	40,000.00	340,000.00	4,827,510.00	
IT Equipment	10605030	24,389,813.33	345,750.00	1,206,563.33	23,183,250.00	
Communication Equipment	10605070	800,000.00			800,000.00	
Firefighting Equipment & Accessories	10605090-01	300,000.00			300,000.00	
Military, Police & Security Equipment	10605100	3,500,000.00			3,500,000.00	
Medical, Dental & Laboratory Equipment	10605110	1,400,000.00			1,400,000.00	
Sports Equipment	10605130	500,000.00			500,000.00	
Motor Vehicles	10606010	20,000,000.00			20,000,000.00	
Furniture & Fixture Equipment	10607010	1,000,000.00			1,000,000.00	
Library Books	10607020	1,500,000.00			1,500,000.00	
Other Property, etc.	10698990	15,995,000.00			15,995,000.00	
Computer Software	10801020	12,000,000.00			12,000,000.00	
Total Capital Outlays		86,552,323.33	385,750.00	1,546,563.33	85,005,760.00	
Total Current Operating Exp		5,131,467,000.00	344,415,226.75	3,256,532,893.33	1,874,934,106.67	
TOTAL CURRENT EXPENDITURES		5,131,467,000.00	344,415,226.75	3,256,532,893.33	1,874,934,106.67	
SPECIAL PURPOSE FUNDS						
MISCELLANEOUS PERSONNEL BENEFITS FUNDS						
Personnel Services						
Salary Increase	50101010-01	38,956,000.00	2,617,785.51	29,250,543.44	9,705,456.56	
Year-End Bonus - Increase	50102140-01	3,400,000.00	2,739,740.20	2,739,740.20	660,259.80	
Other Bonuses and Allowances	50102990	3,400,000.00		2,478,884.00	921,116.00	
GSIS (RLIP) Special Purpose	50103010-01	1,169,000.00		1,302,345.12	-133,345.12	
Total Personnel Services		46,925,000.00	5,357,525.71	35,771,512.76	11,153,487.24	
Total Miscellaneous Personnel Benefits Funds		46,925,000.00	5,357,525.71	35,771,512.76	11,153,487.24	
Total Special Purpose Fund		46,925,000.00	5,357,525.71	35,771,512.76	11,153,487.24	
TOTAL SPECIAL PURPOSE FUNDS		46,925,000.00	5,357,525.71	35,771,512.76	11,153,487.24	


Allotment Class / Object of Expenditure (1)	Code	Allotment Received (2)	Obligations Incurred		Unobligated Balance of Allotment (5) = (2) - (4)	REMARKS (6)
			This Report (3)	To Date (4)		
CONTINUING APPROPRIATIONS						
REGULAR						
Maintenance and Other Operating Expenses						
Travelling Expenses - Local	50201010	157,993,653.49	278,927.61	143,722,515.71	14,271,137.78	
Travelling Expenses - Foreign	50201020	20,841,720.28		1,218,391.32	19,623,328.96	
Training Expenses	50202010	419,842.32			419,842.32	
IT/Office Supplies Expenses	50203010	5,571,208.44	37,800.00	529,638.66	5,041,569.78	
Accountable Forms Expenses	50203020	5,600.00		600.00	5,000.00	
Welfare Good Expenses	50203060	9,308,444.76	3,539,783.24	7,669,796.99	1,638,647.77	
Semi-Expendable Office Equipment	50203210-02	193,500.00	13,778.00	13,778.00	179,722.00	
Semi-Expendable ICT Equipment	50203210-03	293,800.00		33,600.00	260,200.00	
Semi-Expendable Other Machinery & Equipm	50203210-99	8,980.00		8,980.00		
Semi-Expendable Furniture & Fixture	50203220-01	40,000.00	39,980.00	39,980.00	20.00	
Other Supplies Expenses	50203990	1,311,114.60		21,539.54	1,289,575.06	
Water Expenses	50204010	6,115,031.71	515,260.38	4,084,884.19	2,030,147.52	
Electricity Expenses	50204020	25,028,964.00	1,514,136.41	21,538,950.13	3,490,013.87	
Postage & Deliveries Expenses	50205010	66,941.17	-400.00	4,100.00	62,841.17	
Telephone and Mobile Expense	50205020	6,076,937.83	165,500.70	1,262,897.26	4,814,040.57	
Internet Expenses	50205030	1,474,993.43	164,958.00	777,414.45	697,578.98	
Extraordinary and Miscellaneous Expenses	50210030	45,647,141.37	826,900.00	29,916,962.06	15,730,179.31	
Legal Services	50211010	59,500.00	-600.00	13,900.00	45,600.00	
Consultancy Services	50211030	121,256,411.45	7,157,005.62	82,061,241.27	39,195,170.18	
Other Professional Services	50211990	14,289,277.30	1,368,206.91	13,018,299.42	1,270,977.88	
Janitorial Services	50212020	25,000,000.00	2,945,979.93	15,960,471.01	9,039,528.99	
Security Services	50212030	5,000,000.00	462,187.00	4,159,683.00	840,317.00	
Repair & Maint. - Motor Vehicle	50213060-01	700,000.00	100,000.00	240,000.00	460,000.00	
Repair & Maint. - Other Property, etc.	50213990	10,000.00		4,800.00	5,200.00	
Fidelity Bond Premium	50215020	46,500.00		46,500.00		
Printing & Binding Expenses	50299020	50,000.00			50,000.00	
Representation Expenses	50299030	33,900,811.62	303,562.18	22,744,789.09	11,156,022.53	
Rent Expenses	50299050	63,137,977.68	44,645.97	3,649,025.65	59,488,952.03	
Subscription Expenses	50299070	3,764,201.15		2,813,038.15	951,163.00	
Other Maintenance and Other Operating Ex	50299990	191,783,125.83	1,058,065.84	157,523,818.94	34,259,306.89	
Total Maintenance and Other Operating Expenses		739,395,678.43	20,535,677.79	513,079,594.84	226,316,083.59	

Allotment Class / Object of Expenditure (1)	Code	Allotment Received (2)	Obligations Incurred		Unobligated Balance of Allotment (5) = (2) - (4)	REMARKS (6)
			This Report (3)	To Date (4)		
Capital Outlays						
Office Equipment	10605020	16,421,810.00	83,500.00	235,500.00	16,186,310.00	
IT Equipment	10605030	23,151,956.72	754,330.00	5,008,278.00	18,143,678.72	
Communication Equipment	10605070	2,151,245.00	168,775.00	168,775.00	1,982,470.00	
Firefighting Equipment & Accessories	10605090-01	300,000.00			300,000.00	
Military, Police & Security Equipment	10605100	21,915,000.00			21,915,000.00	
Medical, Dental & Laboratory Equipment	10605110	1,390,000.00			1,390,000.00	
Printing Equipment	10605120	1,500,000.00			1,500,000.00	
Sports Equipment	10605130	2,000,000.00			2,000,000.00	
Motor Vehicles	10606010	2,750,000.00			2,750,000.00	
Furniture & Fixture Equipment	10607010	2,465,125.00		110,750.00	2,354,375.00	
Library Books	10607020	2,685,000.00		42,862.40	2,642,137.60	
Other Property, etc.	10698990	27,940,355.65	334,775.00	2,169,291.15	25,771,064.50	
Computer Software	10801020	33,800,000.00		63,000.00	33,737,000.00	
Total Capital Outlays		138,470,492.37	1,341,380.00	7,798,456.55	130,672,035.82	
Total Continuing Approp		877,866,170.80	21,877,057.79	520,878,051.39	356,988,119.41	
TOTAL CONTINUING APPROP		877,866,170.80	21,877,057.79	520,878,051.39	356,988,119.41	
UNRELEASED APPROPRIATIONS						
Personnel Services						
Retirement Gratuity	50104020					
Terminal Leave	50104030					
Other Personnel Benefits	50104990	18,972,022.00	18,020,000.00	18,020,000.00	952,022.00	
Total Personnel Services		18,972,022.00	18,020,000.00	18,020,000.00	952,022.00	
Total Personnel Services		18,972,022.00	18,020,000.00	18,020,000.00	952,022.00	
Total Unreleased Approp		18,972,022.00	18,020,000.00	18,020,000.00	952,022.00	
TOTAL UNRELEASED APPROP		18,972,022.00	18,020,000.00	18,020,000.00	952,022.00	
TOTAL PROPER AND SECRETARIAT		6,075,230,192.80	389,669,810.25	3,831,202,457.48	2,244,027,735.32	
PROGRAM B - LOCALLY FUNDED PROJECTS						
SENATE RELOCATION						

Allotment Class / Object of Expenditure (1)	Code	Allotment Received (2)	Obligations Incurred		Unobligated Balance of Allotment (5) = (2) - (4)	REMARKS (6)
			This Report (3)	To Date (4)		
CURRENT OPERATING EXPENDITURES						
Maintenance and Other Operating Expenses						
Consultancy Services	50211030	9,000,000.00	402,000.00	3,790,000.00	5,210,000.00	
Representation Expenses	50299030	520,000.00			520,000.00	
Other Maintenance and Other Operating Ex	50299990	480,000.00			480,000.00	
Total Maintenance and Other Operating Expenses		10,000,000.00	402,000.00	3,790,000.00	6,210,000.00	
Capital Outlays						
Office Buildings	10604010	4,377,000,000.00	1,438,500,000.00	1,438,500,000.00	2,938,500,000.00	
Total Capital Outlays		4,377,000,000.00	1,438,500,000.00	1,438,500,000.00	2,938,500,000.00	
Total Current Operating Exp		4,387,000,000.00	1,438,902,000.00	1,442,290,000.00	2,944,710,000.00	
TOTAL LOCALLY-FUNDED		4,387,000,000.00	1,438,902,000.00	1,442,290,000.00	2,944,710,000.00	
CONTINUING APPROPRIATIONS						
REGULAR						
Maintenance and Other Operating Expenses						
Consultancy Services	50211030	380,000.00		380,000.00		
Other Maintenance and Other Operating Ex	50299990	563,608.00			563,608.00	
Total Maintenance and Other Operating Expenses		943,608.00		380,000.00	563,608.00	
Total Continuing Approp		943,608.00		380,000.00	563,608.00	
TOTAL CONTINUING APPROP		943,608.00		380,000.00	563,608.00	
TOTAL PROGRAM B		4,387,943,608.00	1,438,902,000.00	1,442,670,000.00	2,945,273,608.00	
GRAND TOTAL		10,463,173,800.80	1,828,571,810.25	5,273,872,457.48	5,189,301,343.32	

Certified Correct:

Submitted By:


RIOSAN C. MANALANSAN
 Chief, Legislative Budget Service


ATTY. MYRA MARIE D. VILLARICA
 Senate Secretary

STATEMENT OF ALLOTMENT, OBLIGATIONS AND BALANCES

As of December 31, 2020

(Summary by Source)

DEPARTMENT

Agency: SENATE

Fund: General

Allotment Class / Object of Expenditure (1)	Code	Allotment Received (2)	Obligations Incurred		Unobligated Balance of Allotment (5) = (2) - (4)	REMARKS (6)
			This Report (3)	To Date (4)		
PROGRAM A1 & A2						
SECRETARIAT AND LEGISLATIVE PROPER SERVICES						
CURRENT OPERATING EXPENDITURES						
Personnel Services						
Salaries - Itemized Position	50101010	1,155,905,880.87	99,688,206.32	1,155,905,880.87		
Salaries & Wages - Unfilled Position	50101010-A					
Casual Wages	50101020-01	45,890,276.50	3,507,449.50	45,890,276.50		
Contractual Wages	50101020-02	16,558,580.25	1,435,756.74	16,558,580.25		
Casual Increase	50101020-11	2,424,537.80	175,579.00	2,424,537.80		
Contractual Increase	50101020-21	440,089.44	37,264.55	440,089.44		
PERA	50102010	43,728,306.77	3,732,600.87	43,728,306.77		
Representation Allowance (RA)	50102020	11,496,000.00	924,500.00	11,496,000.00		
Transportation Allowance (TA)	50102030	10,063,000.00	811,500.00	10,063,000.00		
Clothing/Uniform Allowance	50102040	10,703,000.00	23,000.00	10,703,000.00		
Health Workers Benefits	50102060	126,600.00	27,050.00	126,600.00		
Honoraria	50102100	134,875.00	57,625.00	134,875.00		
Longevity Pay	50102120	77,420,121.79	286,519.86	77,420,121.79		
Overtime Services	50102130	16,160,646.57	3,219,362.56	16,160,646.57		
Year-End Bonus	50102140	95,430,519.20	1,485,683.60	95,430,519.20		
Cash Gift	50102150	9,095,250.00	103,750.00	9,095,250.00		
Other Bonuses and Allowances	50102990	230,272,145.81	74,689,114.56	230,272,145.81		
Provident Fund Contributions (SEF)	50103050	20,098,582.66	3,337,375.78	20,098,582.66		
Retirement Gratuity	50104020					
Terminal Leave	50104030	27,545,131.63	1,332,854.21	27,545,131.63		
Other Personnel Benefits	50104990	780,875,314.06	273,476,237.55	780,875,314.06		

Allotment Class / Object of Expenditure (1)	Code	Allotment Received (2)	Obligations Incurred		Unobligated Balance of Allotment (5) = (2) - (4)	REMARKS (6)
			This Report (3)	To Date (4)		
Total Personnel Services		2,554,368,858.35	468,351,450.12	2,554,368,858.35		
Personnel Services						
GSIS Contribution	50103010	41,565,000.00	100,505.48	48,384,141.99	-6,819,141.99	
Pag-Ibig Contribution	50103020	2,211,800.00	205,900.00	2,211,800.00		
PhilHealth Contribution	50103030	13,124,582.64	1,254,841.54	13,124,582.64		
ECC Contribution	50103040	2,201,900.00	200,200.00	2,201,900.00		
Total Personnel Services		59,103,282.64	1,761,447.02	65,922,424.63	-6,819,141.99	
Total Personnel Services		2,613,472,140.99	470,112,897.14	2,620,291,282.98	-6,819,141.99	
Maintenance and Other Operating Expenses						
Travelling Expenses - Local	50201010	311,526,645.96	22,189,296.66	133,230,191.77	178,296,454.19	
Travelling Expenses - Foreign	50201020	16,535,555.86	-2,099,707.55	1,164,299.86	15,371,256.00	
Training Expenses	50202010	17,052,550.66	1,621,058.19	16,677,550.66	375,000.00	
IT/Office Supplies Expenses	50203010	15,127,195.56	355,150.08	6,569,571.53	8,557,624.03	
Accountable Forms Expenses	50203020	215,000.00	2,400.00	210,200.00	4,800.00	
Welfare Good Expenses	50203060	18,943,547.15	5,107,789.50	15,566,813.14	3,376,734.01	
Medical,Dental & Lab. Supplies Expenses	50203080	591,924.75	264,701.00	591,924.75		
Fuel, Oil & Lubricants Expenses	50203090	1,454,422.23	428,355.60	1,454,422.23		
Military, Police & Traffic Supplies Exp.	50203120					
Semi-Expendable Office Equipment	50203210-02	99,350.00	99,350.00	99,350.00		
Semi-Expendable ICT Equipment	50203210-03	578,000.00	147,650.00	577,400.00	600.00	
Semi-Expendable Communication Equipment	50203210-07	26,841.00	9,000.00	26,841.00		
Semi-Expendable Disaster Response & Resc	50203210-08					
Semi-Expendable Military,Police & Securi	50203210-09					
Semi-Expendable Medical Equipment	50203210-10	254,520.00	99,080.00	254,520.00		
Semi-Expendable Printing Equipment	50203210-11					
Semi-Expendable Sports Equipment	50203210-12					
Semi-Expendable Other Machinery & Equipm	50203210-99	361,993.50	102,331.50	361,779.18	214.32	
Semi-Expendable Furniture & Fixture	50203220-01	239,224.00	116,774.00	239,224.00		
Semi-Expendable Books	50203220-02	539,216.00	405,150.00	539,216.00		
Other Supplies Expenses	50203990	6,849,791.42	781,779.68	4,419,090.43	2,430,700.99	
Water Expenses	50204010	7,228,683.52	-19,765.28	1,194,575.52	6,034,108.00	
Electricity Expenses	50204020	36,467,073.45	4,717,755.71	6,317,790.45	30,149,283.00	
Postage & Deliveries Expenses	50205010	256,537.50	211,687.50	251,537.50	5,000.00	
Telephone and Mobile Expense	50205020	23,328,840.19	1,764,743.81	13,643,102.42	9,685,737.77	

Allotment Class / Object of Expenditure (1)	Code	Allotment Received (2)	Obligations Incurred		Unobligated Balance of Allotment (5) = (2) - (4)	REMARKS (6)
			This Report (3)	To Date (4)		
Internet Expenses	50205030	5,831,945.13				
Cable, Radio, Sattelite Expenses	50205040	1,036,170.00	1,126,493.03	4,326,873.16	2,505,071.97	
Confidential Expenses	50210010	100,000,000.00	50,490.00	1,036,170.00		
Extraordinary and Miscellaneous Expenses	50210030	476,163,425.97			100,000,000.00	
Legal Services	50211010	107,550.00	57,279,144.14	413,571,156.92	52,592,269.05	
Auditing Expenses	50211020	3,501,524.02	19,400.00	105,050.00	2,500.00	
Consultancy Services	50211030	277,442,730.68	3,124,127.67	3,501,524.02		
Other Professional Services	50211990	14,766,965.85	11,356,886.06	73,533,559.14	203,909,071.54	
Environment/Sanitary Services	50212010	480,500.00	1,523,000.00	12,875,401.33	1,691,564.52	
Janitorial Services	50212020	29,912,066.39	34,500.00	480,500.00		
Security Services	50212030	4,546,244.00	1,884,498.65	4,957,737.91	24,954,330.48	
Other General Services	50212990		546,244.00	546,244.00	4,000,000.00	
Repair & Maint. - Office Bldgs.	50213040-01					
Repair & Maint. - Office Equip.	50213050-02					
Repair & Maint. - IT Equipment	50213050-03					
Repair & Maint. - Communication Eqpt.	50213050-07	118,000.00		118,000.00		
Repair & Maint.-Fire Equipment	50213050-09	29,000.00		29,000.00		
Repair & Maint. - Medical, Dental, etc.	50213050-11					
Repair & Maint. - Motor Vehicle	50213060-01	701,640.62				
Repair & Maint. - Furn. & Fixtures	50213070		118,757.00	701,640.62		
Rep&Maint-Semi Exp-Office Equip	50213210-02					
Rep&Maint-Semi Exp-IT Equip	50213210-03					
Rep&Maint-Semi Exp-Disaster Response	50213210-08					
Rep&Maint-Semi Exp-Other Machinery Equip	50213210-99					
Rep&Maint-Semi Exp-Furniture&Fixturre	50213220-01					
Repair & Maint. - Other Property, etc.	50213990	1,331,286.62				
Taxes, Duties and Licenses	50215010	118,920.00	110,183.25	1,331,286.62		
Fidelity Bond Premium	50215020	277,853.95	75,000.00	118,920.00		
Insurance Premiums	50215030	1,816,726.09	75,000.00	277,853.95		
Advertisement Expenses	50299010		48,384.65	1,816,726.09		
Printing & Binding Expenses	50299020	10,232,376.40				
Representation Expenses	50299030	99,731,627.01	1,549,841.60	10,102,376.40	130,000.00	
Transportation & Delivery Expenses	50299040		6,470,813.35	49,721,665.61	50,009,961.40	
Rent Expenses	50299050	311,151,177.50				
Membership Dues & Contribution to Orgns	50299060	1,030,942.98	116,057,232.18	182,703,119.79	128,448,057.71	
				1,030,942.98		

Allotment Class / Object of Expenditure (1)	Code	Allotment Received (2)	Obligations Incurred		Unobligated Balance of Allotment (5) = (2) - (4)	REMARKS (6)
			This Report (3)	To Date (4)		
Subscription Expenses	50299070	7,291,085.43	1,991,805.10	5,734,665.46	1,556,419.97	
Other Maintenance and Other Operating Ex	50299990	625,145,862.29	51,595,838.97	424,172,241.98	200,973,620.31	
Total Maintenance and Other Operating Expenses		2,431,442,535.66	291,374,212.25	1,395,182,156.42	1,035,260,379.26	
Capital Outlays						
Office Equipment	10505020	4,921,335.00	-278,113.00	61,667.00	4,859,448.00	
IT Equipment	10505030	24,577,968.33	1,114,765.00	2,321,328.33	22,256,650.00	
Communication Equipment	10505070	600,000.00			600,000.00	
Firefighting Equipment & Accessories	10505090-01	300,000.00			300,000.00	
Military, Police & Security Equipment	10505100	3,500,000.00			3,500,000.00	
Medical, Dental & Laboratory Equipment	10505110	1,400,000.00			1,400,000.00	
Sports Equipment	10505130	500,000.00			500,000.00	
Motor Vehicles	10506010	20,000,000.00	13,128,868.00	13,128,868.00	6,871,132.00	
Furniture & Fixture Equipment	10507010	1,000,000.00	66,251.00	66,251.00	933,749.00	
Library Books	10507020	1,500,000.00			1,500,000.00	
Other Property, etc.	10598990	16,053,000.00	142,199.00	142,199.00	15,910,801.00	
Computer Software	10801020	12,000,000.00			12,000,000.00	
Total Capital Outlays		86,552,323.33	14,173,990.00	15,720,553.33	70,831,770.00	
Total Current Operating Exp		5,131,467,000.00	775,661,099.40	4,032,193,992.73	1,099,273,007.27	
TOTAL CURRENT EXPENDITURES		5,131,467,000.00	775,661,099.40	4,032,193,992.73	1,099,273,007.27	
SPECIAL PURPOSE FUNDS						
MISCELLANEOUS PERSONNEL BENEFITS FUNDS						
Personnel Services						
Salary Increase	50101010-01	38,956,000.00	2,811,854.59	32,062,398.03	6,893,601.97	
Year-End Bonus - Increase	50102140-01	3,400,000.00	31,982.35	2,771,722.55	628,277.45	
Other Bonuses and Allowances	50102990	3,400,000.00		2,478,864.00	921,136.00	
GSIS (RLiP) Special Purpose	50103010-01	1,169,000.00		1,302,345.12	-133,345.12	
Total Personnel Services		46,925,000.00	2,843,836.94	38,615,349.70	8,309,650.30	
Total Miscellaneous Personnel Benefits Funds		46,925,000.00	2,843,836.94	38,615,349.70	8,309,650.30	
Total Special Purpose Fund		46,925,000.00	2,843,836.94	38,615,349.70	8,309,650.30	
TOTAL SPECIAL PURPOSE FUNDS		46,925,000.00	2,843,836.94	38,615,349.70	8,309,650.30	

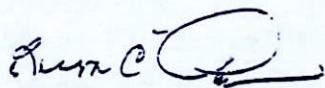
Allotment Class / Object of Expenditure (1)	Code	Allotment Received (2)	Obligations Incurred		Unobligated Balance of Allotment (5) = (2) - (4)	REMARKS (6)
			This Report (3)	To Date (4)		
CONTINUING APPROPRIATIONS						
REGULAR						
Maintenance and Other Operating Expenses						
Travelling Expenses - Local	50201010	157,993,653.49	-85,313.43	143,637,202.28	14,356,451.21	
Travelling Expenses - Foreign	50201020	20,141,720.28	-415,303.08	603,038.24	19,338,632.04	
Training Expenses	50202010	419,842.32			419,842.32	
IT/Office Supplies Expenses	50203010	5,591,003.90	178,418.00	706,056.65	4,882,947.24	
Accountable Forms Expenses	50203020	5,600.00	1,200.00	1,800.00	3,800.00	
Welfare Good Expenses	50203060	9,308,444.76	1,450,000.00	9,119,795.99	188,647.77	
Semi-Expendable Office Equipment	50203210-02	193,500.00		13,778.00	179,722.00	
Semi-Expendable ICT Equipment	50203210-03	293,600.00	25,000.00	58,600.00	235,200.00	
Semi-Expendable Other Machinery & Equipm	50203210-99	8,980.00		8,980.00		
Semi-Expendable Furniture & Fixture	50203220-01	40,000.00		39,980.00	20.00	
Other Supplies Expenses	50203990	1,315,658.84	35,658.66	57,198.20	1,258,660.64	
Water Expenses	50204010	6,115,031.71	983,461.17	5,068,345.36	1,045,886.35	
Electricity Expenses	50204020	25,028,964.00	3,461,049.87	25,000,000.00	28,964.00	
Postage & Deliveries Expenses	50205010	67,341.17	-4,100.00		67,341.17	
Telephone and Mobile Expense	50205020	6,061,119.03	214,164.60	1,477,061.86	4,584,057.17	
Internet Expenses	50205030	1,474,993.43	213,886.00	991,300.45	483,692.98	
Extraordinary and Miscellaneous Expenses	50210030	45,647,141.37	83,037.94	30,000,000.00	15,647,141.37	
Legal Services	50211010	59,500.00	4,200.00	18,100.00	41,400.00	
Consultancy Services	50211030	120,956,411.45	6,790,887.45	88,852,128.72	32,104,282.73	
Other Professional Services	50211990	14,464,277.30	1,242,706.91	14,261,006.33	203,270.97	
Janitorial Services	50212020	25,000,000.00	9,039,528.99	25,000,000.00		
Security Services	50212030	5,000,000.00	840,317.00	5,000,000.00		
Repair & Maint. - Motor Vehicle	50213060-01	700,000.00	-79,630.00	160,370.00	539,630.00	
Repair & Maint. - Other Property, etc.	50213990	10,000.00		4,800.00	5,200.00	
Fidelity Bond Premium	50215020	46,500.00		46,500.00		
Printing & Binding Expenses	50299020	50,000.00			50,000.00	
Representation Expenses	50299030	33,410,811.62	1,692,605.37	24,437,394.46	8,973,417.16	
Rent Expenses	50299050	62,753,855.78	56,548,169.65	60,197,195.30	2,556,661.48	
Subscription Expenses	50299070	3,604,201.15	250,000.00	3,063,038.15	541,163.00	
Other Maintenance and Other Operating Ex	50299990	193,633,125.83	1,990,119.83	159,513,938.77	34,119,187.06	
Total Maintenance and Other Operating Expenses		739,395,678.43	84,460,064.93	597,539,659.77	141,856,018.66	


Allotment Class / Object of Expenditure (1)	Code	Allotment Received (2)	Obligations Incurred		Unobligated Balance of Allotment (5) = (2) - (4)	REMARKS (6)
			This Report (3)	To Date (4)		
Capital Outlays						
Office Equipment	10605020	16,109,810.00				
IT Equipment	10605030	23,251,956.72	-40,000.00	195,500.00	15,914,310.00	
Communication Equipment	10605070	2,151,245.00	1,973,856.00	6,982,136.00	16,269,820.72	
Firefighting Equipment & Accessories	10605090-01	300,000.00		168,775.00	1,982,470.00	
Military, Police & Security Equipment	10605100	21,915,000.00			300,000.00	
Medical, Dental & Laboratory Equipment	10605110	1,390,000.00			21,915,000.00	
Printing Equipment	10605120	1,500,000.00			1,390,000.00	
Sports Equipment	10605130	2,000,000.00			1,500,000.00	
Motor Vehicles	10606010	2,750,000.00	2,750,000.00		2,000,000.00	
Furniture & Fixture Equipment	10607010	2,465,125.00	15,600.00	2,750,000.00		
Library Books	10607020	2,685,000.00	420,370.00	126,350.00	2,338,775.00	
Other Property, etc.	10698990	28,152,355.65	1,629,986.00	463,232.40	2,221,767.60	
Computer Software	10801020	33,800,000.00	1,629,986.00	3,799,277.15	24,353,078.50	
Total Capital Outlays		138,470,492.37	-63,000.00	14,485,270.55	33,800,000.00	
Total Continuing Approp		877,866,170.80	6,686,814.00	14,485,270.55	123,985,221.82	
TOTAL CONTINUING APPROP		877,866,170.80	91,146,878.93	612,024,930.32	265,841,240.48	
UNRELEASED APPROPRIATIONS		877,866,170.80	91,146,878.93	612,024,930.32	265,841,240.48	
Personnel Services						
Other Personnel Benefits	50104990	18,972,022.00	190,000.00	18,210,000.00	762,022.00	
Total Personnel Services		18,972,022.00	190,000.00	18,210,000.00	762,022.00	
Total Personnel Services		18,972,022.00	190,000.00	18,210,000.00	762,022.00	
Total Unreleased Approp		18,972,022.00	190,000.00	18,210,000.00	762,022.00	
TOTAL UNRELEASED APPROP		18,972,022.00	190,000.00	18,210,000.00	762,022.00	
TOTAL PROPER AND SECRETARIAT		6,075,230,192.80	869,841,815.27	4,701,044,272.75	1,374,185,920.05	
PROGRAM B - LOCALLY FUNDED PROJECTS						
SENATE RELOCATION						
CURRENT OPERATING EXPENDITURES						

Allotment Class / Object of Expenditure (1)	Code	Allotment Received (2)	Obligations Incurred		Unobligated Balance of Allotment (5) = (2) - (4)	REMARKS (6)
			This Report (3)	To Date (4)		
Maintenance and Other Operating Expenses						
Consultancy Services	50211030	9,000,000.00				
Representation Expenses	50299030	520,000.00	402,000.00	4,192,000.00	4,808,000.00	
Other Maintenance and Other Operating Ex	50299990	480,000.00			520,000.00	
Total Maintenance and Other Operating Expenses		10,000,000.00	402,000.00	4,192,000.00	480,000.00	
Capital Outlays						
Office Buildings	10504010	4,377,000,000.00	-1,438,500,000.00		4,377,000,000.00	
Total Capital Outlays		4,377,000,000.00	-1,438,500,000.00		4,377,000,000.00	
Total Current Operating Exp		4,387,000,000.00	-1,438,098,000.00	4,192,000.00	4,382,808,000.00	
TOTAL LOCALLY-FUNDED		4,387,000,000.00	-1,438,098,000.00	4,192,000.00	4,382,808,000.00	
CONTINUING APPROPRIATIONS						
REGULAR						
Maintenance and Other Operating Expenses						
Consultancy Services	50211030	380,000.00		380,000.00		
Other Maintenance and Other Operating Ex	50299990	563,608.00			563,608.00	
Total Maintenance and Other Operating Expenses		943,608.00		380,000.00	563,608.00	
Total Continuing Approp		943,608.00		380,000.00	563,608.00	
TOTAL CONTINUING APPROP		943,608.00		380,000.00	563,608.00	
TOTAL PROGRAM B		4,387,943,608.00	-1,438,098,000.00	4,572,000.00	4,383,371,608.00	
GRAND TOTAL		10,463,173,800.80	-568,256,184.73	4,705,616,272.75	5,757,557,528.05	

Certified Correct:

Submitted By:


RIOSA C. MANALANSAN
 Chief, Legislative Budget Service


ATTY. MYRA MARIE D. VILLARICA
 Senate Secretary