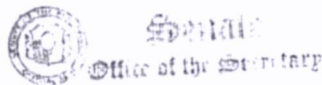


SENATE



Committee Report No. 538

'18 DEC -3 P5 :43

Submitted by the Committee on Finance on DEC - 3 2018

RE : House Bill No. 8169

RECEIVED
[Signature]

Recommending its approval with amendments

Sponsors: Sen. Loren B. Legarda, Sen. Cynthia A. Villar, Sen. Sonny Angara, Sen. Paolo Benigno Aquino IV, Sen. Panfilo "Ping" M. Lacson, Joseph Victor G. Ejercito and all members of the Senate Committee on Finance

Mr. President:

The Committee on Finance to which was referred **House Bill No. 8169** entitled:

“AN ACT APPROPRIATING FUNDS FOR THE OPERATION OF THE GOVERNMENT OF THE REPUBLIC OF THE PHILIPPINES FROM JANUARY ONE TO DECEMBER THIRTY-ONE TWO THOUSAND AND NINETEEN, AND FOR OTHER PURPOSES”

has considered the same and has the honor to report it back to the Senate with the recommendation that the amendments on House Bill No. 8169, the 2019 General Appropriations Bill as shown in **Annex “A”** (Volumes I-A, I-B and Volume II), summarized hereunder:

In T housand Pesos

Particulars	House Bill No. 8169 (FY 2019 GAB)	Senate Amendment/s		Senate Recommendation
		Increase	(Decrease)	
Programmed	2,685,485,754	23,503,278	(23,503,278)	2,685,485,754
Unprogrammed	197,135,780	20,000,000	(20,000,000)	197,135,780
Total	2,882,621,534	43,503,278	(43,503,278)	2,882,621,534

and the amendments on the Special and General Provisions under **Annex “B”** be adopted.

The Committee, pursuant to Section 13, Chapter III of R.A. 7638, has also the honor to recommend the approval of the budget of the energy corporations under H.B. No. 8169, summarized as follows:

In T housand Pesos

Agency/ Corporation	House Bill No. 8169 (FY 2019 GAB)	Senate Amendment/s		Senate Recommendation
		Increase	(Decrease)	
National Electrification Administration	19,514,839		(180,000)	19,334,839
National Power Corporation	26,336,570			26,336,570
Philippine National Oil Company	494,089			494,089
Total	46,345,498	0	(180,000)	46,165,498

RESPECTFULLY SUBMITTED


SENATOR LOREN LEGARDA

Chairperson, Committee on Finance

Vice-Chairpersons:


SEN. CYNTHIA A. VILLAR


SEN. SONNY M. ANGARA


SEN. PAOLO BENIGNO "Bam" AQUINO IV


SEN. PANFILO M. LACSON


SEN. JOSEPH VICTOR G. EJERCITO

Members:


SEN. FRANCIS "Chiz" G. ESCUDERO



SEN. MARIA LOURDES NANCY S. BINAY


SEN. SHERWIN "Win" T. GATCHALIAN


SEN. RICHARD J. GORDON



SEN. GREGORIO B. HONASAN II

SEN. GRACE L. POE


SEN. JOEL J. VILLANUEVA


SEN. RISA HONTIVEROS



SEN. FRANCIS "Kiko" PANGILINAN



SEN. ANTONIO "Sonny" F. TRILLANES IV


SEN. AQUILINO "Koko" PIMENTEL III

with reservations.
will impeach.

Ex-Officio Members:


FRANKLIN M. DRILON
Minority Leader


JUAN MIGUEL "Migz" F. ZUBIRI
Majority Leader


RALPH G. RECTO
President Pro-Tempore

HON. VICENTE C. SOTTO III
Senate President

Committee Report on HB No. 8169 (FY 2019 General Appropriations Bill)			
Summary of FY 2019 New Appropriations			
By Department/Agency/Corporation/Fund			
(In Thousand Pesos)			
Department/Agency/Corporation/Fund	FY 2019 General Appropriations Bill (HB No. 8169)	FY 2019 SV Committee Report on HB No. 8169	Net Change
DEPARTMENTS	2,176,721,522	2,189,575,508	12,853,986
I. CONGRESS OF THE PHILIPPINES	18,538,318	20,220,818	1,682,500
A. Senate	4,556,914	6,239,414	1,682,500
B. Senate Electoral Tribunal	275,740	275,740	-
C. Commission on Appointments	769,300	769,300	-
D. House of Representatives	12,740,529	12,740,529	-
E. House Electoral Tribunal	195,835	195,835	-
II. OFFICE OF THE PRESIDENT	6,773,939	6,773,939	-
A. The President's Offices	6,773,939	6,773,939	-
III. OFFICE OF THE VICE PRESIDENT	447,681	547,681	100,000
A. Office of the Vice-President	447,681	547,681	100,000
IV. DEPARTMENT OF AGRARIAN REFORM	7,832,478	7,832,478	-
A. Office of the Secretary	7,832,478	7,832,478	-
V. DEPARTMENT OF AGRICULTURE	49,339,418	49,339,418	-
A. Office of the Secretary	38,038,208	38,040,368	2,160
B. Agricultural Credit Policy Council	3,537,134	3,534,974	(2,160)
C. Bureau of Fisheries and Aquatic Resources	5,691,003	5,691,003	-
E. Fertilizer and Pesticide Authority	206,071	206,071	-
F. National Meat Inspection Service	480,577	480,577	-
G. Philippine Carabao Center	466,981	466,981	-
H. Philippine Center for Post-Harvest Development and Mechanization	310,126	310,126	-
I. Philippine Council for Agriculture and Fisheries	202,167	202,167	-
J. Philippine Fiber Industry Development Authority	407,151	407,151	-
VI. DEPARTMENT OF BUDGET AND MANAGEMENT	3,577,627	3,577,627	-
A. Office of the Secretary	3,531,294	3,531,294	-
B. Government Procurement Policy Board - Technical Support Office	46,333	46,333	-
VII. DEPARTMENT OF EDUCATION	498,594,990	499,465,471	870,481
A. Office of the Secretary	497,862,773	498,682,873	820,100
B. Early Childhood Care and Development Council	57,647	57,647	-
C. National Book Development Board	52,377	88,537	36,160
D. National Council for Children's Television	15,151	15,151	-
E. National Museum	513,860	514,360	500
F. Philippine High School for the Arts	93,182	106,903	13,721
VIII. STATE UNIVERSITIES AND COLLEGES	61,897,913	66,278,913	4,381,000
A. University of the Philippines System	15,509,194	16,024,194	515,000
B. NATIONAL CAPITAL REGION	3,807,400	4,299,587	492,187
B.1 Eulogio "Amang" Rodriguez Institute of Science and Technology	223,326	278,341	55,015
B.2 Marikina Polytechnic College	125,303	149,458	24,155
B.3 Philippine Normal University	694,161	756,614	62,453
B.4 Philippine State College of Aeronautics	174,640	198,637	23,997
B.5 Polytechnic University of the Philippines	1,489,023	1,700,897	211,874
B.6 Rizal Technological University	402,051	454,549	52,498
B.7 Technological University of the Philippines	698,896	761,091	62,195
C. REGION I - ILOCOS	3,452,187	3,576,730	124,543
C.1 Don Mariano Marcos Memorial State University	949,260	954,921	5,661
C.2 Ilocos Sur Polytechnic State College	225,771	254,069	28,298

Department/Agency/Corporation/Fund	FY 2019 General Appropriations Bill (HB No. 8169)	FY 2019 SV Committee Report on HB No. 8169	Net Change
C.3 Mariano Marcos State University	999,539	1,016,279	16,740
C.4 North Luzon Philippines State College	83,759	86,944	3,185
C.5 Pangasinan State University	609,056	648,754	39,698
C.6 University of Northern Philippines	584,802	615,763	30,961
D. CORDILLERA ADMINISTRATIVE REGION	1,791,514	2,004,141	212,627
D.1 Abra State Institute of Science and Technology	200,554	220,423	19,869
D.2 Apayao State College	108,273	133,080	24,807
D.3 Benguet State University	590,282	682,978	92,696
D.4 Ifugao State University	339,155	373,325	34,170
D.5 Kalinga State University	281,104	302,607	21,503
D.6 Mountain Province State University	272,146	291,728	19,582
E. REGION II - CAGAYAN VALLEY	2,497,777	2,671,054	173,277
E.1 Batanes State College	50,275	51,336	1,061
E.2 Cagayan State University	723,884	792,734	68,850
E.3 Isabela State University	1,054,683	1,102,265	47,582
E.4 Nueva Vizcaya State University	497,201	530,118	32,917
E.5 Quirino State University	171,734	194,601	22,867
F. REGION III - CENTRAL LUZON	4,941,179	5,304,080	362,901
F.1 Aurora State College of Technology	150,973	158,861	7,888
F.2 Bataan Peninsula State University	540,283	571,584	31,301
F.3 Bulacan Agricultural State College	202,947	209,484	6,537
F.4 Bulacan State University	598,591	678,564	79,973
F.5 Central Luzon State University	817,022	863,991	46,969
F.6 Don Honorio Ventura Technological State University	446,877	464,491	17,614
F.7 Nueva Ecija University of Science and Technology	414,106	467,635	53,529
F.8 Pampanga State Agricultural University	339,174	353,688	14,514
F.9 Philippine Merchant Marine Academy	249,676	251,284	1,608
F.10 Ramon Magsaysay Technological University	416,289	448,610	32,321
F.11 Tarlac Agricultural University (Tarlac College of Agriculture)	298,917	325,914	26,997
F.12 Tarlac State University	466,324	509,974	43,650
REGION IV - SOUTHERN TAGALOG AND PALAWAN	3,976,122	4,396,288	420,166
G. Region IVA- CALABARZON	2,255,656	2,560,590	304,934
G.1 Batangas State University	498,546	631,814	133,268
G.2 Cavite State University	548,764	596,383	47,619
G.3 Laguna State Polytechnic University	439,527	444,430	4,903
G.4 Southern Luzon State University	296,778	361,360	64,582
G.5 University of Rizal System	472,041	526,603	54,562
H. Region IVB- MIMAROPA	1,720,466	1,835,698	115,232
H.1 Marinduque State College	182,637	192,476	9,839
H.2 Mindoro State University	376,971	391,764	14,793
H.3 Occidental Mindoro State College	247,136	260,053	12,917
H.4 Palawan State University	421,207	442,328	21,121
H.5 Romblon State University	269,406	291,211	21,805
H.6 Western Philippines University	223,109	257,866	34,757
I. REGION V - BICOL	3,996,431	4,219,821	223,390
I.1 Bicol State College of Applied Sciences and Technology	178,194	185,187	6,993
I.2 Bicol University	1,017,536	1,103,293	85,757
I.3 Camarines Norte State College	470,016	489,974	19,958
I.4 Camarines Sur Polytechnic Colleges	268,534	272,731	4,197
I.5 Catanduanes State University	560,813	572,802	11,989
I.6 Central Bicol State University of Agriculture	468,390	500,586	32,196
I.7 Dr. Emilio B. Espinosa, Sr. Memorial State College of Agriculture and Technology	254,726	272,154	17,428
I.8 Partido State University	424,678	443,490	18,812
I.9 Sorsogon State College	353,544	379,604	26,060

Department/Agency/Corporation/Fund	FY 2019 General Appropriations Bill (HB No. 8169)	FY 2019 SV Committee Report on HB No. 8169	Net Change
J. REGION VI - WESTERN VISAYAS	4,776,354	5,166,205	389,851
J.1 Aklan State University	415,475	443,939	28,464
J.2 Capiz State University	676,984	724,952	47,968
J.3 Carlos C. Hilado Memorial State College	351,006	400,003	48,997
J.4 Central Philippines State University	181,361	187,753	6,392
J.5 Guimaras State College	105,986	151,028	45,042
J.6 Iloilo Science and Technology University	559,788	594,235	34,447
J.7 Iloilo State University of Science and Technology	344,272	366,976	22,704
J.8 Northern Iloilo State University	363,620	396,032	32,412
J.9 Northern Negros State College of Science and Technology	179,399	188,880	9,481
J.10 University of Antique	355,460	369,407	13,947
J.11 West Visayas State University	1,243,003	1,343,000	99,997
K. REGION VII - CENTRAL VISAYAS	2,020,069	2,260,054	239,985
K.1 Bohol Island State University	311,317	351,335	40,018
K.2 Cebu Normal University	284,177	331,967	47,790
K.3 Cebu Technological University	863,828	967,117	103,289
K.4 Negros Oriental State University	482,101	510,651	28,550
K.5 Siquijor State College	78,646	98,984	20,338
L. REGION VIII - EASTERN VISAYAS	3,190,593	3,566,282	375,689
L.1 Eastern Samar State University	384,444	423,462	39,018
L.2 Eastern Visayas State University	380,226	400,268	20,042
L.3 Leyte Normal University	194,606	226,171	31,565
L.4 Naval State University	166,634	201,956	35,322
L.5 Northwest Samar State University	155,172	186,669	31,497
L.6 Palompon Polytechnic State University	193,129	221,563	28,434
L.7 Samar State University	229,282	271,223	41,941
L.8 Southern Leyte State University	281,202	314,501	33,299
L.9 University of Eastern Philippines	462,916	521,624	58,708
L.10 Visayas State University	742,982	798,845	55,863
M. REGION IX - ZAMBOANGA PENINSULA	1,471,054	1,609,688	138,634
M.1 J.H. Cerilles State College	195,273	213,586	18,313
M.2 Jose Rizal Memorial State University	361,639	393,121	31,482
M.3 Western Mindanao State University	602,141	636,318	34,177
M.4 Zamboanga City State Polytechnic College	168,226	196,097	27,871
M.5 Zamboanga State College of Marine Sciences and Technology	143,775	170,566	26,791
N. REGION X - NORTHERN MINDANAO	2,576,072	2,782,953	206,881
N.1 Bukidnon State University	456,560	480,080	23,520
N.2 Camiguin Polytechnic State College	75,355	101,778	26,423
N.3 Central Mindanao University	603,218	649,306	46,088
N.4 MSU-Iligan Institute of Technology	989,955	1,014,955	25,000
N.5 Northwestern Mindanao State College of Science and Technology	61,922	68,557	6,635
N.6 University of Science and Technology of Southern Philippines- Cagayan de Oro Campus	292,969	352,184	59,215
N.7 University of Science and Technology of Southern Philippines- Claveria Campus	96,093	116,093	20,000
O. REGION XI - DAVAO REGION	1,331,111	1,396,361	65,250
O.1 Compostela Valley State College	109,757	112,316	2,559
O.2 Davao del Norte State College	148,587	156,333	7,746
O.3 Davao Oriental State University	217,994	225,377	7,383
O.4 Southern Philippines Agri-Business and Marine and Aquatic School of Technology	172,075	178,943	6,868
O.5 University of Southeastern Philippines	682,698	723,392	40,694
P. REGION XII - SOCCSKSARGEN	1,113,506	1,275,864	162,358
P.1 Cotabato State University	129,097	167,066	37,969
P.2 Cotabato Foundation College of Science and Technology	166,245	197,955	31,710
P.3 Sultan Kudarat State University	308,392	321,205	12,813
P.4 University of Southern Mindanao	509,772	589,638	79,866

Department/Agency/Corporation/Fund	FY 2019 General Appropriations Bill (HB No. 8169)	FY 2019 SV Committee Report on HB No. 8169	Net Change
Q. REGION XIII - CARAGA	1,547,104	1,645,005	97,901
Q.1 Agusan del Sur State College of Agriculture and Technology	212,025	215,782	3,757
Q.2 Caraga State University	374,158	412,021	37,863
Q.3 Surigao del Sur State University	557,114	587,549	30,435
Q.4 Surigao State College of Technology	403,807	429,653	25,846
R. AUTONOMOUS REGION IN MUSLIM MINDANO	3,900,246	4,080,606	180,360
R.1 Adiong Memorial Polytechnic State College	57,309	61,018	3,709
R.2 Basilan State College	95,603	119,562	23,959
R.3 Mindanao State University	3,003,829	3,110,829	107,000
R.4 MSU-Tawi-Tawi College of Technology and Oceanography	527,461	534,461	7,000
R.5 Sulu State College	110,263	124,010	13,747
R.6 Tawi-Tawi Regional Agricultural College	105,781	130,726	24,945
IX. DEPARTMENT OF ENERGY	1,233,168	1,233,168	-
A. Office of the Secretary	1,233,168	1,233,168	-
X. DEPARTMENT OF ENVIRONMENT AND NATURAL RESOURCES	24,171,214	24,191,214	20,000
A. Office of the Secretary	18,693,309	18,713,309	20,000
B. Environmental Management Bureau	2,538,468	2,538,468	-
C. Mines and Geo-Sciences Bureau	1,300,266	1,300,266	-
D. National Mapping and Resource Information Authority	1,381,826	1,381,826	-
E. National Water Resources Board	146,241	146,241	-
F. Palawan Council for Sustainable Development Staff	111,104	111,104	-
XI. DEPARTMENT OF FINANCE	18,687,761	18,987,761	300,000
A. Office of the Secretary	843,339	843,339	-
B. Bureau of Customs	2,616,772	2,616,772	-
C. Bureau of Internal Revenue	8,121,688	8,421,688	300,000
D. Bureau of Local Government Finance	269,030	269,030	-
E. Bureau of the Treasury	6,048,669	6,048,669	-
F. Central Board of Assessment Appeal	20,660	20,660	-
G. Insurance Commission	6	6	-
H. National Tax Research Center	66,115	66,115	-
I. Privatization and Management Office	83,055	83,055	-
J. Securities and Exchange Commission	618,427	618,427	-
XII. DEPARTMENT OF FOREIGN AFFAIRS	27,337,316	27,477,690	140,374
A. Office of the Secretary	27,240,786	27,381,160	140,374
B. Foreign Service Institute	67,881	67,881	-
C. Technical Cooperation Council of the Philippines	3,584	3,584	-
D. UNESCO National Commission of the Philippines	25,065	25,065	-
XIII. DEPARTMENT OF HEALTH	77,042,891	79,527,891	2,485,000
A. Office of the Secretary	76,130,727	78,615,727	2,485,000
B. Commission on Population	471,812	471,812	-
C. National Nutrition Council	440,352	440,352	-
XIV. DEPARTMENT OF INFORMATION AND COMMUNICATIONS TECHNOLOGY	5,026,463	5,073,207	46,744
A. Office of the Secretary	4,258,608	4,278,608	20,000
B. Cybercrime Investigation and Coordination Center	31,399	31,399	-
C. National Privacy Commission	225,820	225,820	-
D. National Telecommunications Commission	510,636	537,380	26,744
XV. DEPARTMENT OF THE INTERIOR AND LOCAL GOVERNMENT	226,019,109	226,019,109	-
A. Office of the Secretary	7,699,246	7,699,246	-
B. Bureau of Fire Protection	21,979,235	21,979,235	-
C. Bureau of Jail Management and Penology	19,865,964	19,865,964	-
D. Local Government Academy	258,679	258,679	-
E. National Police Commission	1,736,067	1,736,067	-
F. Philippine National Police	172,373,173	172,373,173	-
G. Philippine Public Safety College	2,106,745	2,106,745	-

Department/Agency/Corporation/Fund	FY 2019 General Appropriations Bill (HB No. 8169)	FY 2019 SV Committee Report on HB No. 8169	Net Change
XVI. DEPARTMENT OF JUSTICE	20,294,424	20,626,464	332,040
A. Office of the Secretary	6,980,143	6,990,143	10,000
B. Bureau of Corrections	3,099,807	3,099,807	-
C. Bureau of Immigration	1,274,384	1,274,384	-
D. Land Registration Authority	999,203	999,203	-
E. National Bureau of Investigation	1,557,599	1,859,639	302,040
F. Office of the Government Corporate Counsel	202,311	222,311	20,000
G. Office of the Solicitor General	1,001,390	1,001,390	-
H. Parole and Probation Administration	920,800	920,800	-
I. Presidential Commission on Good Government	132,892	132,892	-
J. Public Attorney's Office	4,125,895	4,125,895	-
XVII. DEPARTMENT OF LABOR AND EMPLOYMENT	13,750,559	14,105,815	355,256
A. Office of the Secretary	9,079,197	9,391,302	312,105
B. Institute of Labor Studies	44,443	44,443	-
C. National Conciliation and Mediation Board	237,530	237,530	-
D. National Labor Relations Commission	1,513,770	1,513,770	-
E. National Maritime Polytechnic	102,814	102,814	-
F. National Wages and Productivity Commission	222,190	222,190	-
G. Philippine Overseas Employment Administration	426,419	431,419	5,000
H. Professional Regulation Commission	1,062,052	1,100,203	38,151
I. Overseas Workers Welfare Administration	1,062,144	1,062,144	-
XVIII. DEPARTMENT OF NATIONAL DEFENSE	183,123,958	183,893,177	769,219
A. Office of the Secretary- Proper	477,735	477,735	-
B. Government Arsenal	1,258,628	1,258,628	-
C. National Defense College of the Philippines	103,787	123,787	20,000
D. Office of the Civil Defense	1,374,775	1,374,775	-
E. Philippine Veterans Affairs Office (Proper)	553,308	606,308	53,000
F. Veterans Memorial Medical Center	1,711,380	2,377,599	666,219
G. Armed Forces of the Philippines	177,644,345	177,674,345	30,000
G.1 Philippine Army (Land Forces)	89,004,828	89,009,828	5,000
G.2 Philippine Air Force (Air Forces)	24,584,360	24,584,360	-
G.3 Philippine Navy (Naval Forces)	27,787,155	27,812,155	25,000
G.4 General Headquarters, AFP and AFP Wide Service Support Units (AFPWSSUs)	36,268,002	36,268,002	-
XIX. DEPARTMENT OF PUBLIC WORKS AND HIGHWAYS	516,467,508	516,467,508	-
A. Office of the Secretary	516,467,508	516,467,508	-
XX. DEPARTMENT OF SCIENCE AND TECHNOLOGY	19,568,686	19,618,936	50,250
A. Office of the Secretary	4,992,119	5,022,119	30,000
B. Advanced Science and Technology Institute	414,642	414,642	-
C. Food and Nutrition Research Institute	500,817	500,817	-
D. Forest Products Research and Development Institute	246,011	246,011	-
E. Industrial Technology Development Institute	509,981	509,981	-
F. Metals Industry Research and Development Center	253,924	253,924	-
G. National Academy of Science and Technology	80,438	80,438	-
H. National Research Council of the Philippines	70,993	91,243	20,250
I. Philippine Atmospheric, Geophysical and Astronomical Services Administration	1,613,538	1,613,538	-
J. Philippine Council for Agriculture, Aquatic and Natural Resources Research and Development	1,204,966	1,204,966	-
K. Philippine Council for Health Research and Development	642,118	642,118	-
L. Philippine Council for Industry, Energy and Emerging Technology Research and Development	714,578	714,578	-
M. Philippine Institute of Volcanology and Seismology	501,978	501,978	-
N. Philippine Nuclear Research Institute	347,733	347,733	-
O. Philippine Science High School	2,614,234	2,614,234	-
P. Philippine Textile Research Institute	129,125	129,125	-
Q. Science Education Institute	4,509,060	4,509,060	-
R. Science and Technology Information Institute	93,703	93,703	-
S. Technology Application and Promotion Institute	128,728	128,728	-

Department/Agency/Corporation/Fund	FY 2019 General Appropriations Bill (HB No. 8169)	FY 2019 SV Committee Report on HB No. 8169	Net Change
XXI. DEPARTMENT OF SOCIAL WELFARE AND DEVELOPMENT	138,006,506	138,006,506	-
A. Office of the Secretary	136,358,823	136,358,823	-
B. Council for the Welfare of Children	68,446	68,446	-
C. Inter-Country Adoption Board	53,345	53,345	-
E. Juvenile Justice and Welfare Council	90,566	90,566	-
F. National Anti-Poverty Commission	223,146	223,146	-
G. National Commission on Indigenous Peoples	979,597	979,597	-
H. National Council on Disability Affairs	54,488	54,488	-
I. Presidential Commission for the Urban Poor	178,095	178,095	-
XXII. DEPARTMENT OF TOURISM	3,342,794	3,346,794	4,000
A. Office of the Secretary	3,044,105	3,047,105	3,000
B. Intramuros Administration	62,849	63,849	1,000
C. National Parks Development Committee	235,840	235,840	-
XXIII. DEPARTMENT OF TRADE AND INDUSTRY	20,263,705	16,034,662	(4,229,043)
A. Office of the Secretary	4,356,643	4,891,643	535,000
B. Board of Investments	385,553	385,553	-
C. Construction Industry Authority of the Philippines	123,142	123,142	-
D. Cooperative Development Authority	522,492	609,645	87,153
E. Design Center of the Philippines	98,106	108,106	10,000
F. Philippine Trade Training Center	100,910	100,910	-
G. Technical Education and Skills Development Authority	14,676,859	9,815,663	(4,861,196)
XXIV. DEPARTMENT OF TRANSPORTATION	72,481,397	72,155,597	(325,800)
A. Office of the Secretary	59,240,442	58,711,742	(528,700)
B. Civil Aeronautics Board	137,226	137,226	-
C. Maritime Industry Authority	930,043	930,043	-
D. Office of Transportation Cooperatives	37,555	37,555	-
E. Office for Transportation Security	349,049	349,049	-
F. Philippine Coast Guard	11,751,930	11,954,830	202,900
G. Toll Regulatory Board	35,152	35,152	-
XXV. NATIONAL ECONOMIC AND DEVELOPMENT AUTHORITY	8,314,579	8,358,646	44,067
A. Office of the Director-General	1,374,120	1,418,187	44,067
B. Philippine National Volunteer Service Coordinating	36,297	36,297	-
E. Public-Private Partnership Center of the Philippines	157,334	157,334	-
C. Philippine Statistical Research and Training Institute	38,386	38,386	-
D. Philippine Statistics Authority	6,629,095	6,629,095	-
F. Tariff Commission	79,347	79,347	-
XXVI. PRESIDENTIAL COMMUNICATIONS OPERATIONS OFFICE	1,416,645	1,455,355	38,710
A. Presidential Communications Operations Office-Proper	354,967	393,677	38,710
B. Bureau of Broadcast Services	378,072	378,072	-
C. Bureau of Communications Services	35,555	35,555	-
D. National Printing Office	10,386	10,386	-
E. News and Information Bureau	117,718	117,718	-
F. Philippine Information Agency	319,730	319,730	-
G. Presidential Broadcast Staff (RTVM)	200,217	200,217	-
XXVII. OTHER EXECUTIVE OFFICES	59,345,557	63,855,745	4,510,188
A. Anti-Money Laundering Council	47,475	63,475	16,000
B. Climate Change Commission	98,834	98,834	-
C. Commission on Filipinos Overseas	112,267	112,267	-
D. Commission on Higher Education	49,774,552	50,914,552	1,140,000
E. Commission on the Filipino Language	70,868	140,868	70,000
F. Dangerous Drugs Board	176,512	301,741	125,229
G. Energy Regulatory Commission	453,713	559,513	105,800
H. Film Development Council of the Philippines	120,578	129,078	8,500
I. Games and Amusement Board	122,585	138,585	16,000
J. Governance Commission for Government-Owned and Controlled Corporations	251,114	251,114	-

Department/Agency/Corporation/Fund	FY 2019 General Appropriations Bill (HB No. 8169)	FY 2019 SV Committee Report on HB No. 8169	Net Change
K. Housing and Land Use Regulatory Board	259,992	259,992	-
L. Housing and Urban Development Coordinating Council	174,745	174,745	-
M. Mindanao Development Authority	159,250	159,250	-
N. Movie and Television Review and Classification Board	38,949	38,949	-
O. National Commission for Culture and the Arts	1,026,051	1,117,128	91,077
O.1 National Commission for Culture and the Arts-Proper	154,438	160,938	6,500
O. 2 National Historical Commission of the Philippines	351,799	391,799	40,000
O.3 National Library of the Philippines	198,766	198,766	-
O.4 National Archives of the Philippines	321,048	365,625	44,577
P. National Commission on Muslim Filipinos	601,457	793,457	192,000
Q. National Intelligence Coordinating Agency	798,146	898,146	100,000
R. National Security Council	288,935	334,935	46,000
S. National Youth Commission	149,513	174,513	25,000
T. Office of the Presidential Adviser on the Peace Process	688,659	688,659	-
U. Optical Media Board	62,058	62,058	-
V. Pasig River Rehabilitation Commission	326,549	326,549	-
W. Philippine Commission on Women	111,491	131,181	19,690
X. Philippine Competition Commission	429,849	429,849	-
Y. Philippine Drug Enforcement Agency	1,888,803	4,372,470	2,483,667
Z. Philippine Racing Commission	187,017	187,017	-
AA. Philippine Sports Commission	249,794	274,794	25,000
AB. Presidential Legislative Liaison Office	84,849	84,849	-
AC. Presidential Management Staff	590,952	637,177	46,225
XXVIII. AUTONOMOUS REGION IN MUSLIM MINDANAO	31,117,016	31,117,016	-
A. Autonomous Regional Government in Muslim Mindanao	31,117,016	31,117,016	-
XXIX. JOINT LEGISLATIVE -EXECUTIVE COUNCILS	3,755	3,755	-
A. Legislative-Executive Development Advisory Council	3,755	3,755	-
XXX. THE JUDICIARY	36,267,724	36,785,737	518,013
A. Supreme Court of the Philippines and the Lower Courts	32,528,744	32,528,744	-
B. Presidential Electoral Tribunal	129,993	129,993	-
C. Sandiganbayan	652,504	1,170,517	518,013
D. Court of Appeals	2,550,607	2,550,607	-
E. Court of Tax Appeals	405,876	405,876	-
XXXI. CIVIL SERVICE COMMISSION	1,655,944	1,655,944	-
A. Civil Service Commission	1,563,837	1,563,837	-
B. Career Executive Service Board	92,107	92,107	-
XXXII. COMMISSION ON AUDIT	11,193,988	11,425,988	232,000
XXXIII. COMMISSION ON ELECTIONS	10,119,929	10,122,229	2,300
XXXIV. OFFICE OF THE OMBUDSMAN	2,774,899	3,166,753	391,854
XXXV. COMMISSION ON HUMAN RIGHTS	691,663	826,496	134,833
A. Commission on Human Rights	660,165	794,998	134,833
B. Human Rights Violations Victims' Memorial Commission	31,498	31,498	-
SPECIAL PURPOSE FUNDS	508,764,232	495,910,246	(12,853,986)
XXXVI. BUDGETARY SUPPORT TO GOVERNMENT CORPORATIONS	188,842,183	192,065,976	3,223,793
A. DEPARTMENT OF AGRICULTURE	14,024,496	14,024,496	-
A.1 National Dairy Authority	251,441	251,441	-
A.2 National Food Authority	7,000,000	7,000,000	-
A.3 Philippine Coconut Authority	1,236,356	1,236,356	-
A.4 Philippine Crop Insurance Corporation	3,500,000	3,500,000	-
A.5 Philippine Fisheries Development Authority	765,190	765,190	-

Department/Agency/Corporation/Fund	FY 2019 General Appropriations Bill (HB No. 8169)	FY 2019 SV Committee Report on HB No. 8169	Net Change
A.6 Philippine Rice Research Institute	771,509	771,509	-
A.7 Sugar Regulatory Administration	500,000	500,000	-
B. DEPARTMENT OF ENERGY	2,756,930	2,576,930	(180,000)
B.1 National Electrification Administration	1,527,944	1,347,944	(180,000)
B.2 National Power Corporation	1,228,986	1,228,986	-
C. DEPARTMENT OF FINANCE	36,602,638	36,602,638	-
C.1 Land Bank of the Philippines	36,488,000	36,488,000	-
C.2 Philippine Tax Academy	114,638	114,638	-
D. DEPARTMENT OF HEALTH	70,809,169	70,834,169	25,000
D.1 Lung Center of the Philippines	225,870	227,870	2,000
D.2 National Kidney and Transplant Institute	859,364	869,364	10,000
D.3 Philippine Children's Medical Center	1,070,063	1,073,063	3,000
D.4 Philippine Health Insurance Corporation	67,353,360	67,353,360	-
D.5 Philippine Heart Center	1,157,893	1,167,893	10,000
D.6 Philippine Institute for Traditional Alternative Health Care	142,619	142,619	-
E. DEPARTMENT OF PUBLIC WORKS AND HIGHWAYS	325,317	325,317	-
E.1 Local Water Utilities Administration	325,317	325,317	-
F. DEPARTMENT OF TOURISM	30,000	30,000	-
F.1 Tourism Infrastructure and Enterprise Zone Authority	30,000	30,000	-
G. DEPARTMENT OF TRADE AND INDUSTRY	1,802,879	1,837,949	35,070
G.1 Aurora Pacific Economic Zone and Freeport Authority	58,721	58,721	-
G.2 Center for International Trade Expositions and Missions	244,158	279,228	35,070
G.3 Small Business Corporation	1,500,000	1,500,000	-
H. DEPARTMENT OF TRANSPORTATION	3,103,987	3,103,987	-
H.1 Light Rail Transit Authority	1,473,987	1,473,987	-
H.2 Philippine National Railways	1,630,000	1,630,000	-
I. NATIONAL ECONOMIC AND DEVELOPMENT	165,694	165,694	-
I.1 Philippine Institute for Development Studies	165,694	165,694	-
J. PRESIDENTIAL COMMUNICATIONS OPERATIONS	576,321	576,321	-
J.1 People's Television Network, Inc.	576,321	576,321	-
K. OTHER EXECUTIVE OFFICES	58,616,146	61,959,869	3,343,723
K.1 Authority of the Freeport Area of Bataan	191,530	211,530	20,000
K.2 Bases Conversion and Development Authority	17,178,853	17,178,853	-
K.3 Cagayan Economic Zone Authority	101,240	300,000	198,760
K.4 Credit Information Corporation	19,311	110,311	91,000
K.5 Cultural Center of the Philippines	308,173	414,173	106,000
K.6 Development Academy of the Philippines	356,484	466,484	110,000
K.7 Home Guarantee Corporation	500,000	500,000	-
K.8 National Home Mortgage Finance Corporation	500,000	500,000	-
K.9 National Housing Authority	360,208	2,860,208	2,500,000
K.10 National Irrigation Administration	36,897,729	36,897,729	-
K.11 Philippine Center for Economic Development	28,255	28,255	-
K.12 Philippine Postal Corporation	541,323	541,323	-
K.13 Social Housing Finance Corporation	800,000	800,000	-
K.14 Southern Philippines Development Authority	53,505	265,468	211,963
K.15 Subic Bay Metropolitan Authority	381,296	487,296	106,000
K.16 Zamboanga City Special Economic Zone Authority	398,239	398,239	-
L. BUDGETARY SUPPORT TO GOVERNMENT CORPORATIONS - OTHERS	28,606	28,606	-

Department/Agency/Corporation/Fund	FY 2019 General Appropriations Bill (HB No. 8169)	FY 2019 SV Committee Report on HB No. 8169	Net Change
XXXVII. ALLOCATIONS TO LOCAL GOVERNMENT UNITS	70,948,279	71,050,279	102,000
A. Metropolitan Manila Development Authority	3,166,953	3,166,953	-
B. Special Shares of LGUs in the Proceeds of National Taxes	27,324,009	27,324,009	-
C. Barangay Officials Death Benefits Fund	50,000	50,000	-
D. Local Government Support Fund	40,157,317	40,259,317	102,000
E. Special Shares of LGUs in the Proceeds of Fire Code Fees	250,000	250,000	-
XXXVIII. CONTINGENT FUND	13,000,000	13,000,000	-
XXXIX. MISCELLANEOUS PERSONNEL BENEFITS FUND	48,972,267	48,972,267	-
XL. NATIONAL DISASTER RISK REDUCTION AND MANAGEMENT FUND	31,000,000	20,000,000	(11,000,000)
XLI. PENSION AND GRATUITY FUND	156,001,503	150,821,724	(5,179,779)
TOTAL PROGRAMMED NEW APPROPRIATIONS	2,685,485,754	2,685,485,754	-
XLII. UNPROGRAMMED APPROPRIATIONS	197,135,780	197,135,780	-
TOTAL NEW APPROPRIATIONS	2,882,621,534	2,882,621,534	-
BUDGETS OF DOE ATTACHED CORPORATIONS			
I. National Electrification Administration	19,514,839	19,334,839	(180,000)
II. National Power Corporation	26,336,570	26,336,570	-
III. Philippine National Oil Company	494,089	494,089	-
Total	46,345,498	46,165,498	(180,000)